

# 2019 - 2020 Annual Data Tables

## 1 - Institutional Characteristics

|             |                                                                                   |
|-------------|-----------------------------------------------------------------------------------|
| Table 1.1-A | Total Number of Member Schools by Membership Category and Nation                  |
| Table 1.1-B | Changes in Membership Status during Academic Year                                 |
| Table 1.2   | Significant Institutional Characteristics of Each Member School                   |
| Table 1.3   | Summary of Selected Institutional Characteristics                                 |
| Table 1.4   | Distribution of Schools by Total Head Count Enrollment                            |
| Table 1.5   | Distribution of Schools by Full-Time Equivalent Enrollment                        |
| Table 1.6   | Number of Accredited Schools Offering Approved Degrees by Category                |
| Graph 1A    | Distribution of Students at All Member Schools by Head Count Enrollment           |
| Graph 1B    | Distribution of Students at All Member Schools by Full-Time Equivalent Enrollment |

## 2 - Enrollment

|            |                                                                                                  |
|------------|--------------------------------------------------------------------------------------------------|
| Table 2.1  | Applications, Acceptances, and Enrollees                                                         |
| Table 2.2  | Head Count Enrollment                                                                            |
| Table 2.3  | Full-Time Equivalent Enrollment                                                                  |
| Table 2.4  | Head Count Enrollment - All Protestant and Inter/Nondenominational Schools                       |
| Table 2.5  | Full-Time Equivalent Enrollment - All Protestant and Inter/Nondenominational Schools             |
| Table 2.6  | Head Count Enrollment - All Roman Catholic Schools                                               |
| Table 2.7  | Full-Time Equivalent Enrollment - All Roman Catholic Schools                                     |
| Table 2.8  | Head Count Enrollment at Constant Set of Schools Compared with Total Head Count Enrollment       |
| Table 2.9  | Relation between Full-Time Equivalent and Head Count                                             |
| Table 2.10 | Head Count Enrollment by Degree Category and Program                                             |
| Table 2.11 | Full-Time Equivalent Enrollment by Degree Category and Program                                   |
| Table 2.12 | Head Count Enrollment by Race or Ethnic Group, Degree, and Gender                                |
| Table 2.13 | Head Count Enrollment by Degree Program, Race or Ethnic Group, and Gender, Fall                  |
| Table 2.14 | Head Count Enrollment by Degree Program, Age, and Gender, Fall                                   |
| Table 2.15 | Head Count and Full-Time Equivalent Enrollment by Degree Category, Fall                          |
| Table 2.16 | Church/Denominational Affiliation of Students Currently Enrolled                                 |
| Table 2.17 | Completions by Degree Category                                                                   |
| Table 2.18 | Head Count Completions by Degree Program, Race or Ethnic Group, and Gender, Fall                 |
| Graph 2A   | Head Count Enrollment by Degree Category, All Member Schools                                     |
| Graph 2B   | Full-Time Equivalent Enrollment by Degree Category, All Member Schools                           |
| Graph 2C   | Head Count Enrollment in All Programs by Race or Ethnic Group                                    |
| Graph 2D   | Head Count Enrollment in MDiv Programs by Racial/Ethnic Group, United States                     |
| Graph 2E   | Head Count Enrollment in All Programs by Gender                                                  |
| Graph 2F   | Head Count Enrollment in MDiv Programs by Gender                                                 |
| Graph 2G   | Head Count Enrollment by Age and Gender                                                          |
| Graph 2H   | Head Count of MDiv Enrollment by Age and Gender                                                  |
| Graph 2I   | Distribution of Men and Women Head Count Enrollment by Degree Category, All Member Schools, Fall |

## 3 - Composition of Faculty and Compensation of Personnel

|           |                                                                              |
|-----------|------------------------------------------------------------------------------|
| Table 3.1 | Number of Full-Time Faculty by Race/Ethnicity, Rank, and Gender              |
| Table 3.2 | Total Compensation of Full-Time Faculty by Schools' Highest Granted Degree   |
| Table 3.3 | Average Compensation of Full-Time Faculty by Rank and Gender - United States |
| Table 3.4 | Average Compensation of Full-Time Faculty by Rank and Gender - Canada        |

|            |                                                                                                         |
|------------|---------------------------------------------------------------------------------------------------------|
| Table 3.6  | Average Total Compensation of Administrators and Full-Time Faculty - Accredited Schools - United States |
| Table 3.7  | Average Total Compensation of Administrators and Full-Time Faculty - Accredited Schools - Canada        |
| Table 3.8  | Average Total Compensation of Administrators and Full-Time Faculty - All Non-Accredited Schools         |
| Table 3.9  | Average Salaries of Administrators and Full-Time Faculty With and Without Housing                       |
| Table 3.10 | Total Compensation of Administrators and Full-Time Faculty by Full-Time Equivalent Enrollment           |
| Table 3.11 | Total Compensation of Administrators and Full-Time Faculty by Country - All Member Schools              |
| Table 3.12 | Total Compensation of Administrators by Schools' Highest Granted Degree                                 |
| Graph 3A   | White and Combined Racial/Ethnic Faculty as a Percent of Full-Time Faculty in All Member Schools        |
| Graph 3B   | Racial/Ethnic Faculty as a Percentage of Total Full-Time Faculty at All Member Schools                  |
| Graph 3C   | Distribution of Racial/Ethnic Faculty in Racial/Ethnic Majority and Minority Schools                    |
| Graph 3D   | Full-Time Faculty by Gender as Percentage of Total Full-Time Faculty in All Member Schools              |

#### 4 - Finances

|            |                                                                                                                                   |
|------------|-----------------------------------------------------------------------------------------------------------------------------------|
| Table 4.1  | Average Tuition and Fees Charged for Selected Degree Programs by Full-Time Equivalent Enrollment                                  |
| Table 4.2  | Average Tuition, Fees Charged, and Selected Degree Programs at University-Affiliated, Independent, and College-Affiliated Schools |
| Table 4.3  | Amount of Revenue and Expenditure Per Full-Time Equivalent Student                                                                |
| Table 4.4  | Revenue Sources as a Percent of Total Revenue                                                                                     |
| Table 4.5  | Revenue Sources as a Percent of Total Revenues by Church/Denomination                                                             |
| Table 4.6  | Expenditures as a Percent of Total Expenditures                                                                                   |
| Table 4.7  | Expenditures Sources as a Percent of Total Expenditures by Church/Denomination                                                    |
| Table 4.8  | Average General Expenditure Per Full-Time Equivalent Student by Full-Time Equivalent Enrollment Size                              |
| Table 4.9  | Average General Expenditure Per Full-Time Equivalent at Roman Catholic and Non-Roman Catholic Schools                             |
| Table 4.10 | Total Revenue and Expenditures                                                                                                    |

#### 5 - Development

|           |                                                                                                 |
|-----------|-------------------------------------------------------------------------------------------------|
| Table 5.1 | Total Giving by Source                                                                          |
| Table 5.2 | Average and Median Amounts of Giving Source by Church/Denominational Affiliation                |
| Table 5.3 | Average and Median Amounts of Giving Source by Institutional Affiliation                        |
| Table 5.4 | Total Gifts for Current Operations by Purpose                                                   |
| Table 5.5 | Total Gifts for Capital Purposes by Category                                                    |
| Table 5.6 | Average and Median Gifts for Current Operations by Purpose by Church/Denominational Affiliation |
| Table 5.7 | Average and Median Gifts for Capital Purposes by Church/Denominational Affiliation              |
| Table 5.8 | Average and Median Gifts for Current Operations by Purpose by Institutional Affiliation         |
| Table 5.9 | Average and Median Gifts for Capital Purposes by Purpose by Institutional Affiliation           |

#### Appendices

|            |                                   |
|------------|-----------------------------------|
| Appendix A | ATS Approved Degree Programs      |
| Appendix B | Church/Denominational Codes       |
| Appendix C | Comparing Data Over Time          |
| Appendix D | Full-Time Equivalency Computation |



**Table 1.1-A Total Number of Member Schools by Membership Category and Nation**

| <b>Membership Status</b> |               | <b>2010</b> | <b>2015</b> | <b>2018</b> | <b>2019</b> |
|--------------------------|---------------|-------------|-------------|-------------|-------------|
| <b>Accredited</b>        | United States | 204         | 211         | 219         | 219         |
|                          | Canada        | 33          | 36          | 36          | 36          |
|                          | Total         | 237         | 247         | 255         | 255         |
| <b>Candidate</b>         | United States | 7           | 14          | 6           | 10          |
|                          | Canada        | 1           | 2           | 0           | 1           |
|                          | Total         | 8           | 16          | 6           | 11          |
| <b>Associate</b>         | United States | 12          | 8           | 13          | 7           |
|                          | Canada        | 5           | 3           | 4           | 3           |
|                          | Total         | 17          | 11          | 17          | 10          |
| <b>Totals</b>            | United States | 223         | 233         | 238         | 236         |
|                          | Canada        | 39          | 41          | 40          | 40          |
|                          | All Schools   | 262         | 274         | 278         | 276         |

The Association maintains three classes of membership: accredited, candidate for accreditation, and associate. Accredited schools and candidates for accreditation are also members of the ATS Commission on Accrediting. The figures in this table reflect the membership totals at the end of each calendar year.

The table on the following page shows schools whose membership status changed during the report year.

The Web site [www.ats.edu](http://www.ats.edu) lists the current status of all member institutions.

**Table 1.1-B Changes in Membership Status during Academic Year, 2019-2020**

| <b>School Name</b>                                                | <b>STATUS AT END OF CALENDAR YEAR</b> |             |
|-------------------------------------------------------------------|---------------------------------------|-------------|
|                                                                   | <b>2018</b>                           | <b>2019</b> |
| Academy for Jewish Religion                                       | Associate                             | Candidate   |
| Andover Newton Theological School                                 | Accredited                            | Terminated  |
| Baptist Theological Seminary at Richmond                          | Accredited                            | Withdrawn   |
| Catholic Distance University Graduate School of Theology          | Associate                             | Candidate   |
| Grand Canyon Theological Seminary                                 | Candidate                             | Accredited  |
| King's Seminary                                                   | Associate                             | Candidate   |
| Liberty University John W. Rawlings School of Divinity            | Associate                             | Candidate   |
| Loyola University Chicago Institute of Pastoral Studies           | Candidate                             | Accredited  |
| Lubbock Christian University Graduate School of Theology          | Candidate                             | Associate   |
| NAIITS: An Indigenous Learning Community                          | Associate                             | Candidate   |
| Oakwood University School of Religion Graduate Department         | Associate                             | Candidate   |
| Robert E. Webber Institute for Worship Studies                    | Associate                             | Candidate   |
| Villanova University Department of Theology and Religious Studies | Associate                             | Candidate   |

Class descriptions and criteria for membership are published in the Bulletin, Part 1.

## Table 1.2 (Glossary) Significant Institutional Characteristics of Each Member School (Glossary), 2019 - 2020

### Table 1.2

Significant Institutional Characteristics of Each Member School, 2019-2020, contains the most recently collected data on selected institutional characteristics of each member school.

#### Status

The three classes of membership are accredited (ACCRED), candidate for accredited membership (CAND), and associate (ASSOC). Criteria for membership are published in Bulletin, Part 1, Procedures, Standards, and Criteria for Membership, and are on the ATS Web site in the "Accreditation" section. Status is reported as of the end of each calendar year.

#### I/U/C

Independent, University-Affiliated, and College-Affiliated. These terms are elaborated in Table 1.3.

#### Race

Each school identifies the predominate racial/ethnic identity of its enrolled students. For definitions of terms, see the Appendix.

#### Prov/State - (Province or State)

The primary location of each school is identified using postal abbreviations.

#### Church/Denom - (Church or Denomination)

Each school identifies its religious affiliation when it applies for membership. An explanation of the codes is found in the Appendix. Even though some schools are formally related to more than one denomination, only one denomination is listed in this table.

#### Expenditures

These data are expenditures for fiscal year 2018-2019. Canadian school data are reported in Canadian dollars; United States school data are reported in United States dollars.

#### E&G — (Total Educational and General Expenditures)

The figures reported include instruction, research, public service, library, academic support, student services, admissions, institutional support, operation and maintenance of plant, and scholarships and fellowships. Editions of the Fact Book up to and including 1995-96 also included mandatory transfers and debt repayment under E&G, whereas subsequent editions do not.

#### Total — (Total Expenditures)

Total expenditures combine E&G and expenditures for auxiliary or ancillary enterprises, which include in most ATS schools such operations as student housing, meal service, and book store.

#### Long-Term Investment

Investments held for long-term purposes in accordance with FASB (Financial Accounting Standards Board) No. 124. This phrase replaces "Endowment" in earlier editions of the Fact Book. Canadian school data are reported in Canadian dollars; United States school data are reported in United States dollars.

#### Faculty

The data on faculty are for fall 2019.

#### FT

Full-time faculty are individuals with faculty status who devote 50% or more of their time to teaching and/or research.

#### FTE

FTE Faculty is the number of faculty members who would be teaching if all faculty were teaching full time (50% or more of their time).

#### Library Vols - (Library Volumes)

The total number of printed books, serials, and periodicals reported in fall 2019. Library data reports reflect a variety of library arrangements among member schools.

#### Enrollment

The data report enrollment as of fall 2019.

#### HC

Head count enrollment is the total number of students enrolled.

#### FTE

FTE Enrollment is the number of students who would be enrolled if all students were attending full time.

#### Master of Divinity

#### Tuition

Full-time tuition charges for the 2019-2020 academic year.

#### Fees

Other fees related to enrollment for the 2019-2020 academic year.

**Table 1.2 Significant Institutional Characteristics of Each Member School, 2019-2020**

| Name                                                                    | Status | IUC | Race | Prov./ State | Denom          | Expenditures |        | LT Invest  | Faculty |     | Library Volumes (000) | Enrollment |       | MDiv    |        |
|-------------------------------------------------------------------------|--------|-----|------|--------------|----------------|--------------|--------|------------|---------|-----|-----------------------|------------|-------|---------|--------|
|                                                                         |        |     |      |              |                | E&G          | Total  |            | FT      | FTE |                       | HC         | FTE   | Tuition | Fees   |
|                                                                         |        |     |      |              |                | \$thousands  |        | \$millions |         |     |                       |            |       |         |        |
| Abilene Christian University Graduate School of Theology                | ACCRED | U   | N    | TX           | CHUCHR         | 3,168        | 3,168  | 6          | 10      | 11  | 167                   | 214        | 96    | 16,224  | 0      |
| Academy for Jewish Religion                                             | CAND   | I   | W    | NY           | JEWISH         | 456          | 456    | 0          | 3       | 13  | 14                    | 50         | 26    | 22,484  | 1,755  |
| Acadia Divinity College                                                 | ACCRED | U   | N    | NS           | CANBAPT<br>ATL | 3,043        | 3,043  | 19         | 10      | 11  | 40                    | 170        | 66    | 8,494   | 1,572  |
| Alliance Theological Seminary                                           | ACCRED | C   | H    | NY           | CMA            | 6,161        | 6,557  | 1          | 9       | 20  | 148                   | 552        | 255   | 18,135  | 350    |
| Ambrose Seminary of Ambrose University                                  | ACCRED | C   | W    | AB           | CMA            | 1,841        | 2,024  | 1          | 9       | 14  | 134                   | 96         | 47    | 12,000  | 810    |
| America Evangelical University Graduate School of Theology              | ASSOC  | C   | V    | CA           | KEHC           | 906          | 906    | 0          | 2       | 8   | 22                    | 0          | 0     | 8,000   | 200    |
| American Baptist Seminary of the West                                   | ACCRED | I   | M    | CA           | ABCUSA         | 2,697        | 3,231  | 8          | 5       | 5   | 0                     | 43         | 22    | 16,800  | 420    |
| Anabaptist Mennonite Biblical Seminary                                  | ACCRED | I   | W    | IN           | MBUS           | 4,148        | 4,412  | 20         | 7       | 8   | 117                   | 88         | 47    | 15,600  | 600    |
| Anderson University School of Theology                                  | ACCRED | C   | N    | IN           | COGAND         | 737          | 810    | 8          | 5       | 6   | 215                   | 61         | 44    | 8,028   | 300    |
| Antiochian House of Studies                                             | ASSOC  | I   | W    | CA           | AntOrthNA      | 194          | 194    | 0          | 11      | 11  | 26                    | 241        | 241   | 0       | 0      |
| Aquinas Institute of Theology                                           | ACCRED | I   | W    | MO           | RC             | 2,849        | 2,946  | 0          | 9       | 12  | 5                     | 115        | 63    | 18,432  | 578    |
| Asbury Theological Seminary                                             | ACCRED | I   | W    | KY           | INTER          | 32,146       | 36,579 | 162        | 48      | 72  | 624                   | 1,706      | 1,232 | 15,960  | 675    |
| Ashland Theological Seminary                                            | ACCRED | U   | W    | OH           | BRCHAO         | 5,332        | 5,489  | 8          | 14      | 18  | 88                    | 282        | 160   | 17,010  | 0      |
| Assemblies of God Theological Seminary                                  | ACCRED | U   | W    | MO           | AOG            | 2,866        | 2,866  | 1          | 6       | 13  | 128                   | 283        | 201   | 13,560  | 0      |
| Associated Canadian Theological Schools                                 | ACCRED | C   | W    | BC           | INTER          | 3,767        | 3,767  | 0          | 11      | 12  | 218                   | 378        | 218   | 14,645  | 435    |
| Athenaeum of Ohio                                                       | ACCRED | I   | W    | OH           | RC             | 6,763        | 7,260  | 29         | 9       | 21  | 125                   | 213        | 153   | 21,250  | 14,750 |
| Atlantic School of Theology                                             | ACCRED | I   | N    | NS           | INTER          | 3,271        | 3,375  | 6          | 10      | 11  | 94                    | 95         | 41    | 6,980   | 0      |
| Augustine Institute                                                     | ACCRED | I   | N    | CO           | RC             | 28,001       | 28,001 | 0          | 11      | 13  | 0                     | 328        | 144   | 0       | 0      |
| Austin Presbyterian Theological Seminary                                | ACCRED | I   | W    | TX           | PCUSA          | 9,442        | 10,457 | 143        | 14      | 16  | 98                    | 152        | 105   | 13,980  | 130    |
| Azusa Pacific Seminary                                                  | ACCRED | U   | H    | CA           | WESLCH         | 4,952        | 4,952  | 0          | 12      | 12  | 86                    | 283        | 229   | 13,986  | 125    |
| B. H. Carroll Theological Institute                                     | ACCRED | I   | M    | TX           | BAPT           | 2,095        | 2,095  | 0          | 26      | 40  | 31                    | 126        | 82    | 4,880   | 340    |
| Baptist Missionary Association Theological Seminary                     | ACCRED | I   | W    | TX           | BAPTMA         | 1,622        | 1,629  | 1          | 7       | 9   | 86                    | 65         | 48    | 6,600   | 0      |
| Baptist Seminary of Kentucky                                            | ACCRED | I   | W    | KY           | CBF            | 926          | 926    | 2          | 5       | 7   | 0                     | 30         | 26    | 6,000   | 0      |
| Barry University Department of Theology and Philosophy                  | ACCRED | U   | H    | FL           | RC             | 1,423        | 1,423  | 0          | 11      | 17  | 391                   | 67         | 22    | 0       | 0      |
| Beeson Divinity School of Samford University                            | ACCRED | U   | W    | AL           | INTER          | 3,941        | 3,941  | 61         | 18      | 18  | 273                   | 153        | 121   | 15,240  | 550    |
| Berkeley Divinity School                                                | ACCRED | U   | W    | CT           | EPISC          | 0            | 0      | 0          | 0       | 0   | 0                     | 0          | 0     | 0       | 0      |
| Bethany Theological Seminary                                            | ACCRED | I   | W    | IN           | CHBRETH        | 3,577        | 3,577  | 50         | 7       | 9   | 362                   | 62         | 40    | 13,500  | 0      |
| Bethel Seminary of Bethel University                                    | ACCRED | C   | W    | MN           | BAPTCW         | 8,200        | 8,203  | 14         | 9       | 26  | 201                   | 489        | 230   | 9,144   | 31     |
| Bexley Hall Seabury-Western Theological Seminary Federation, Inc.       | ACCRED | I   | W    | IL           | EPISC          | 0            | 0      | 23         | 7       | 11  | 0                     | 63         | 37    | 19,022  | 1,237  |
| Boston College School of Theology and Ministry                          | ACCRED | U   | W    | MA           | RC             | 17,296       | 17,858 | 62         | 25      | 29  | 353                   | 282        | 219   | 27,600  | 100    |
| Boston University School of Theology                                    | ACCRED | U   | W    | MA           | UMC            | 17,427       | 17,427 | 79         | 37      | 39  | 196                   | 324        | 281   | 21,280  | 1,030  |
| Briercrest College and Seminary                                         | ACCRED | C   | W    | SK           | INTER          | 1,799        | 1,880  | 0          | 4       | 9   | 98                    | 108        | 79    | 10,175  | 0      |
| Brite Divinity School                                                   | ACCRED | I   | W    | TX           | DISCPL         | 8,925        | 9,593  | 93         | 18      | 22  | 225                   | 168        | 120   | 27,000  | 2,220  |
| Byzantine Catholic Seminary of SS. Cyril and Methodius                  | ACCRED | I   | W    | PA           | BYZANTIN       | 778          | 946    | 7          | 4       | 7   | 27                    | 36         | 20    | 9,844   | 1,000  |
| Calvin Theological Seminary                                             | ACCRED | I   | W    | MI           | CRC            | 10,466       | 11,095 | 48         | 15      | 21  | 742                   | 295        | 242   | 15,972  | 0      |
| Campbell University Divinity School                                     | ACCRED | U   | W    | NC           | CBF            | 2,214        | 2,214  | 28         | 8       | 10  | 217                   | 132        | 88    | 15,600  | 570    |
| Canadian Reformed Theological Seminary                                  | ACCRED | I   | W    | ON           | CANREF         | 1,443        | 1,444  | 0          | 5       | 5   | 36                    | 20         | 20    | 2,300   | 0      |
| Canadian Southern Baptist Seminary                                      | ACCRED | C   | W    | AB           | CNBC           | 2,187        | 2,394  | 4          | 6       | 10  | 41                    | 38         | 20    | 10,008  | 540    |
| Candler School of Theology of Emory University                          | ACCRED | U   | M    | GA           | UMC            | 28,310       | 28,310 | 244        | 43      | 59  | 690                   | 470        | 383   | 23,000  | 628    |
| Carey Theological College                                               | ACCRED | I   | N    | BC           | BAPTCW         | 2,410        | 3,243  | 2          | 3       | 8   | 9                     | 121        | 70    | 8,280   | 600    |
| Catholic Distance University Graduate School of Theology                | CAND   | U   | W    | WV           | RC             | 1,597        | 1,597  | 1          | 7       | 10  | 1                     | 120        | 94    | 0       | 0      |
| Catholic Theological Union                                              | ACCRED | I   | W    | IL           | RC             | 10,497       | 11,841 | 45         | 29      | 29  | 190                   | 232        | 141   | 25,380  | 0      |
| Catholic University of America School of Theology and Religious Studies | ACCRED | U   | W    | DC           | RC             | 9,495        | 9,495  | 0          | 29      | 35  | 1,074                 | 261        | 232   | 30,600  | 860    |
| Central Baptist Theological Seminary                                    | ACCRED | I   | V    | KS           | ABCUSA         | 4,152        | 4,152  | 1          | 14      | 44  | 85                    | 396        | 334   | 6,570   | 750    |
| Central Baptist Theological Seminary of Minneapolis                     | ACCRED | I   | W    | MN           | INDBAP         | 1,923        | 1,923  | 1          | 4       | 9   | 71                    | 51         | 19    | 8,400   | 550    |
| Chapman Seminary                                                        | ACCRED | U   | W    | IN           | GENBAPT        | 654          | 672    | 0          | 4       | 4   | 81                    | 6          | 3     | 8,250   | 0      |
| Chicago Theological Seminary                                            | ACCRED | I   | W    | IL           | UCC            | 6,980        | 7,094  | 23         | 10      | 17  | 61                    | 261        | 159   | 20,016  | 0      |

**Table 1.2 Significant Institutional Characteristics of Each Member School, 2019-2020**

| Name                                                                          | Status | IUC | Race | Prov./ State | Denom   | Expenditures |        | LT Invest  | Faculty |     | Library Volumes (000) | Enrollment |       | MDiv    |        |
|-------------------------------------------------------------------------------|--------|-----|------|--------------|---------|--------------|--------|------------|---------|-----|-----------------------|------------|-------|---------|--------|
|                                                                               |        |     |      |              |         | E&G          | Total  |            | FT      | FTE |                       | HC         | FTE   | Tuition | Fees   |
|                                                                               |        |     |      |              |         | \$thousands  |        | \$millions |         |     |                       |            |       |         |        |
| China Evangelical Seminary North America                                      | ACCRED | I   | V    | CA           | NONDEN  | 178          | 178    | 1          | 7       | 10  | 26                    | 92         | 50    | 8,100   | 800    |
| Christ the King Seminary                                                      | ACCRED | I   | W    | NY           | RC      | 3,727        | 4,131  | 5          | 7       | 11  | 193                   | 55         | 40    | 25,602  | 1,050  |
| Christian Theological Seminary                                                | ACCRED | I   | W    | IN           | DISCPL  | 9,331        | 9,331  | 122        | 10      | 11  | 179                   | 139        | 107   | 17,040  | 210    |
| Christian Witness Theological Seminary                                        | ACCRED | I   | A    | CA           | INTER   | 1,453        | 1,453  | 2          | 5       | 7   | 37                    | 97         | 52    | 8,650   | 1,000  |
| Church Divinity School of the Pacific                                         | ACCRED | I   | W    | CA           | EPISC   | 4,970        | 5,646  | 26         | 6       | 11  | 0                     | 74         | 53    | 17,850  | 835    |
| Claremont School of Theology                                                  | ACCRED | I   | W    | CA           | UMC     | 11,828       | 11,828 | 16         | 16      | 21  | 776                   | 359        | 249   | 25,200  | 500    |
| Colgate Rochester Crozer Divinity School                                      | ACCRED | I   | W    | NY           | ABCUSA  | 3,618        | 3,993  | 19         | 6       | 8   | 5                     | 30         | 18    | 10,770  | 19,050 |
| Columbia Biblical Seminary of Columbia International University               | ACCRED | C   | W    | SC           | INTER   | 3,571        | 3,859  | 6          | 9       | 13  | 88                    | 280        | 192   | 9,945   | 555    |
| Columbia Theological Seminary                                                 | ACCRED | I   | W    | GA           | PCUSA   | 14,384       | 14,939 | 227        | 20      | 22  | 163                   | 270        | 179   | 14,580  | 600    |
| Concordia Lutheran Seminary (AB)                                              | ACCRED | I   | W    | AB           | LUTHCA  | 938          | 954    | 4          | 2       | 3   | 23                    | 9          | 9     | 8,800   | 243    |
| Concordia Lutheran Theological Seminary (ON)                                  | ACCRED | I   | W    | ON           | LUTHCA  | 844          | 845    | 5          | 3       | 4   | 39                    | 14         | 9     | 6,743   | 112    |
| Concordia Seminary (MO)                                                       | ACCRED | I   | W    | MO           | LUTHMS  | 26,697       | 27,545 | 143        | 25      | 30  | 273                   | 592        | 360   | 27,930  | 150    |
| Concordia Theological Seminary (IN)                                           | ACCRED | I   | W    | IN           | LUTHMS  | 16,540       | 18,288 | 63         | 24      | 24  | 184                   | 314        | 209   | 31,005  | 547    |
| Covenant Theological Seminary                                                 | ACCRED | I   | W    | MO           | PCA     | 9,947        | 10,555 | 32         | 16      | 27  | 90                    | 599        | 337   | 12,600  | 360    |
| Dallas Theological Seminary                                                   | ACCRED | I   | W    | TX           | NONDEN  | 40,259       | 44,153 | 92         | 62      | 107 | 275                   | 2,417      | 1,135 | 0       | 0      |
| Denver Seminary                                                               | ACCRED | I   | W    | CO           | INTER   | 13,438       | 14,227 | 16         | 26      | 34  | 188                   | 837        | 425   | 15,770  | 390    |
| Dominican House of Studies                                                    | ACCRED | I   | W    | DC           | RC      | 5,994        | 5,994  | 8          | 17      | 19  | 100                   | 79         | 73    | 16,080  | 140    |
| Dominican School of Philosophy and Theology                                   | ACCRED | I   | W    | CA           | RC      | 2,758        | 2,758  | 7          | 13      | 15  | 0                     | 72         | 62    | 18,480  | 0      |
| Drew University Theological School                                            | ACCRED | U   | M    | NJ           | UMC     | 14,256       | 14,947 | 32         | 19      | 25  | 676                   | 353        | 268   | 17,420  | 500    |
| Duke University Divinity School                                               | ACCRED | U   | W    | NC           | UMC     | 19,722       | 19,722 | 197        | 32      | 40  | 460                   | 559        | 492   | 25,150  | 1,350  |
| Earlham School of Religion                                                    | ACCRED | C   | W    | IN           | FRNDS   | 2,316        | 2,363  | 50         | 8       | 9   | 362                   | 38         | 25    | 16,200  | 0      |
| Eastern Mennonite Seminary                                                    | ACCRED | C   | W    | VA           | MBUS    | 1,783        | 1,783  | 7          | 5       | 8   | 83                    | 74         | 41    | 13,500  | 260    |
| Ecumenical Theological Seminary                                               | ACCRED | I   | B    | MI           | INTER   | 1,101        | 1,101  | 0          | 2       | 9   | 0                     | 63         | 38    | 15,287  | 399    |
| Eden Theological Seminary                                                     | ACCRED | I   | W    | MO           | UCC     | 6,096        | 6,176  | 20         | 8       | 10  | 93                    | 139        | 85    | 18,225  | 60     |
| Emmanuel Christian Seminary at Milligan                                       | ACCRED | C   | W    | TN           | CCHCHC  | 2,642        | 2,664  | 5          | 8       | 10  | 173                   | 134        | 106   | 14,550  | 650    |
| Emmanuel College of Victoria University                                       | ACCRED | U   | W    | ON           | UCCAN   | 5,108        | 5,129  | 21         | 16      | 21  | 78                    | 181        | 112   | 6,020   | 1,918  |
| Erskine Theological Seminary                                                  | ACCRED | C   | W    | SC           | ARP     | 1,771        | 1,773  | 7          | 5       | 5   | 196                   | 121        | 50    | 480     | 80     |
| Evangelical Seminary of Puerto Rico                                           | ACCRED | I   | H    | PR           | INTER   | 1,098        | 1,173  | 1          | 4       | 17  | 81                    | 147        | 111   | 4,270   | 0      |
| Evangelical Theological Seminary                                              | ACCRED | I   | n/a  | PA           | EVCONG  | 2,526        | 2,526  | 3          | 5       | 8   | 88                    | 160        | 128   | 11,250  | 1,200  |
| Franciscan School of Theology                                                 | ACCRED | I   | N    | CA           | RC      | 2,019        | 2,019  | 9          | 7       | 11  | 0                     | 51         | 33    | 18,720  | 2,851  |
| Freed-Hardeman University Graduate School of Theology                         | ACCRED | U   | W    | TN           | CHUCHR  | 893          | 957    | 1          | 3       | 3   | 131                   | 68         | 32    | 17,690  | 0      |
| Fresno Pacific Biblical Seminary                                              | ACCRED | U   | W    | CA           | MBNA    | 4,282        | 4,282  | 2          | 10      | 13  | 155                   | 156        | 62    | 8,460   | 0      |
| Fuller Theological Seminary                                                   | ACCRED | I   | W    | CA           | INTER   | 60,578       | 67,680 | 151        | 46      | 60  | 760                   | 2,672      | 1,159 | 17,000  | 2,440  |
| Garrett-Evangelical Theological Seminary                                      | ACCRED | I   | W    | IL           | UMC     | 14,130       | 17,183 | 105        | 25      | 37  | 527                   | 315        | 235   | 21,195  | 975    |
| Gateway Seminary                                                              | ACCRED | I   | M    | CA           | SBC     | 14,377       | 14,598 | 51         | 25      | 37  | 165                   | 1,400      | 664   | 8,250   | 440    |
| General Theological Seminary                                                  | ACCRED | I   | W    | NY           | EPISC   | 5,895        | 7,746  | 34         | 5       | 12  | 179                   | 50         | 40    | 15,000  | 400    |
| George W. Truett Theological Seminary                                         | ACCRED | U   | W    | TX           | BAPBGCT | 10,676       | 10,676 | 73         | 16      | 27  | 2,080                 | 316        | 241   | 18,306  | 2,178  |
| Georgia Central University School of Divinity                                 | ACCRED | U   | N    | GA           | KAPC    | 811          | 811    | 0          | 18      | 23  | 38                    | 96         | 86    | 7,360   | 1,000  |
| Gordon-Conwell Theological Seminary                                           | ACCRED | I   | n/a  | MA           | INTER   | 31,440       | 33,483 | 57         | 35      | 55  | 366                   | 1,660      | 789   | 21,000  | 785    |
| Grace Mission University Graduate School                                      | ACCRED | U   | A    | CA           | PCINT   | 1,286        | 1,286  | 0          | 0       | 8   | 31                    | 187        | 117   | 3,600   | 320    |
| Grace School of Theology                                                      | ACCRED | I   | W    | TX           | INTER   | 5,235        | 5,235  | 0          | 8       | 13  | 30                    | 413        | 244   | 4,500   | 400    |
| Grace Theological Seminary                                                    | ACCRED | C   | N    | IN           | FEGRAE  | 1,085        | 1,102  | 1          | 7       | 12  | 121                   | 87         | 59    | 16,380  | 0      |
| Graduate School of Theology and Ministry in Puerto Rico, St. Albert the Great | ACCRED | U   | n/a  | PR           | RC      | 156          | 156    | 0          | 0       | 2   | 29                    | 31         | 19    | 5,912   | 970    |
| Graduate Theological Union                                                    | ACCRED | I   | W    | CA           | INTER   | 10,169       | 10,169 | 52         | 10      | 14  | 537                   | 204        | 188   | 0       | 0      |
| Grand Canyon Theological Seminary                                             | ACCRED | U   | B    | AZ           | INTER   | 3,637        | 3,637  | 0          | 10      | 66  | 37                    | 516        | 449   | 9,567   | 1,107  |
| Grand Rapids Theological Seminary                                             | ACCRED | C   | W    | MI           | INTER   | 2,704        | 2,817  | 3          | 10      | 19  | 112                   | 169        | 97    | 14,338  | 0      |
| Harding School of Theology                                                    | ACCRED | C   | W    | TN           | CHUCHR  | 2,233        | 2,279  | 12         | 7       | 7   | 148                   | 110        | 53    | 17,784  | 0      |
| Hartford Seminary                                                             | ACCRED | I   | W    | CT           | INTER   | 5,503        | 5,510  | 58         | 8       | 19  | 87                    | 129        | 79    | 0       | 0      |
| Harvard University Divinity School                                            | ACCRED | U   | W    | MA           | INTER   | 40,806       | 40,903 | 663        | 37      | 47  | 550                   | 268        | 267   | 27,408  | 3,788  |



**Table 1.2 Significant Institutional Characteristics of Each Member School, 2019-2020**

| Name                                                          | Status | IUC | Race | Prov./ State | Denom   | Expenditures |        | LT Invest  | Faculty |     | Library Volumes (000) | Enrollment |       | MDiv    |        |
|---------------------------------------------------------------|--------|-----|------|--------------|---------|--------------|--------|------------|---------|-----|-----------------------|------------|-------|---------|--------|
|                                                               |        |     |      |              |         | E&G          | Total  |            | FT      | FTE |                       | HC         | FTE   | Tuition | Fees   |
|                                                               |        |     |      |              |         | \$thousands  |        | \$millions |         |     |                       |            |       |         |        |
| Hazelp School of Theology                                     | ACCRED | U   | n/a  | TN           | CHUCHR  | 1,066        | 1,134  | 0          | 7       | 9   | 145                   | 111        | 51    | 12,600  | 0      |
| Heritage Theological Seminary                                 | ACCRED | C   | W    | ON           | FEVBAPT | 1,326        | 1,508  | 0          | 3       | 5   | 43                    | 130        | 47    | 10,500  | 0      |
| HMS Richards Divinity School Division of Graduate Studies     | ACCRED | U   | W    | CA           | SDADV   | 662          | 662    | 0          | 9       | 19  | 248                   | 49         | 44    | 15,931  | 0      |
| Holy Apostles College and Seminary                            | ACCRED | C   | N    | CT           | RC      | 6,493        | 6,493  | 9          | 9       | 19  | 64                    | 389        | 287   | 8,000   | 525    |
| Holy Cross Greek Orthodox School of Theology                  | ACCRED | C   | W    | MA           | GRORTH  | 11,082       | 12,147 | 21         | 12      | 17  | 80                    | 79         | 75    | 21,940  | 550    |
| Hood Theological Seminary                                     | ACCRED | I   | B    | NC           | AMEZ    | 3,157        | 3,157  | 7          | 8       | 12  | 42                    | 129        | 93    | 18,480  | 700    |
| Houston Graduate School of Theology                           | ACCRED | I   | B    | TX           | INTER   | 1,447        | 1,447  | 0          | 4       | 10  | 28                    | 138        | 96    | 12,600  | 550    |
| Howard University School of Divinity                          | ACCRED | U   | B    | DC           | NONDEN  | 0            | 0      | 0          | 14      | 14  | 133                   | 76         | 46    | 18,990  | 1,790  |
| Huron University College Faculty of Theology                  | ACCRED | U   | N    | ON           | ANGL    | 2,034        | 2,034  | 0          | 9       | 13  | 143                   | 48         | 33    | 6,051   | 2,130  |
| Iliff School of Theology                                      | ACCRED | I   | W    | CO           | UMC     | 7,815        | 7,876  | 32         | 18      | 19  | 185                   | 220        | 207   | 19,824  | 345    |
| Immaculate Conception Seminary                                | ACCRED | U   | V    | NJ           | RC      | 5,297        | 5,594  | 16         | 17      | 23  | 83                    | 267        | 181   | 19,650  | 770    |
| Institut de Formation Theologique de Montreal                 | ASSOC  | I   | W    | QC           | RC      | 795          | 795    | 0          | 3       | 4   | 164                   | 56         | 34    | 4,001   | 0      |
| Inter-American Adventist Theological Seminary                 | ACCRED | I   | M    | PR           | SDADV   | 821          | 821    | 0          | 8       | 15  | 291                   | 420        | 377   | 0       | 0      |
| Interdenominational Theological Center                        | ACCRED | I   | n/a  | GA           | INTER   | 7,741        | 8,046  | 8          | 13      | 18  | 359                   | 265        | 195   | 14,000  | 945    |
| International Theological Seminary                            | ACCRED | I   | V    | CA           | NONDEN  | 740          | 740    | 0          | 4       | 12  | 37                    | 54         | 26    | 10,500  | 0      |
| James and Carolyn McAfee School of Theology                   | ACCRED | U   | W    | GA           | CBF     | 2,383        | 2,383  | 21         | 11      | 13  | 72                    | 134        | 83    | 11,400  | 300    |
| Jesuit School of Theology of Santa Clara University           | ACCRED | U   | W    | CA           | RC      | 6,810        | 7,852  | 38         | 11      | 17  | 0                     | 121        | 104   | 21,708  | 0      |
| John Leland Center for Theological Studies                    | ACCRED | I   | M    | VA           | BGAV    | 997          | 997    | 6          | 3       | 9   | 169                   | 84         | 40    | 9,900   | 0      |
| Kearley Graduate School of Theology                           | ACCRED | U   | W    | AL           | CHUCHR  | 372          | 372    | 0          | 6       | 6   | 360                   | 29         | 25    | 0       | 0      |
| Kenrick-Glennon Seminary                                      | ACCRED | I   | W    | MO           | RC      | 8,990        | 9,621  | 24         | 17      | 25  | 99                    | 80         | 80    | 25,240  | 12,420 |
| King's Seminary                                               | CAND   | U   | W    | TX           | INTER   | 10,252       | 10,317 | 0          | 8       | 15  | 152                   | 249        | 164   | 12,740  | 1,170  |
| Knox College                                                  | ACCRED | I   | A    | ON           | PCC     | 4,661        | 5,236  | 25         | 7       | 10  | 81                    | 106        | 74    | 6,020   | 2,053  |
| Knox Theological Seminary                                     | ACCRED | I   | W    | FL           | NONDEN  | 2,154        | 2,154  | 3          | 3       | 14  | 36                    | 166        | 90    | 8,550   | 380    |
| Lancaster Theological Seminary                                | ACCRED | I   | W    | PA           | UCC     | 4,438        | 4,593  | 14         | 5       | 13  | 98                    | 102        | 80    | 16,550  | 165    |
| Lexington Theological Seminary                                | ACCRED | I   | W    | KY           | DISCPL  | 2,869        | 2,869  | 41         | 3       | 7   | 100                   | 77         | 37    | 9,120   | 300    |
| Liberty University John W. Rawlings School of Divinity        | CAND   | U   | W    | VA           | BAPT    | 17,111       | 17,111 | 0          | 16      | 69  | 336                   | 5,254      | 3,598 | 5,700   | 298    |
| Lincoln Christian Seminary                                    | ACCRED | C   | N    | IL           | CCHCHC  | 2,003        | 2,109  | 1          | 10      | 12  | 101                   | 207        | 132   | 8,154   | 0      |
| Logos Evangelical Seminary                                    | ACCRED | I   | A    | CA           | EVFORM  | 4,800        | 4,895  | 8          | 12      | 15  | 64                    | 170        | 84    | 10,410  | 200    |
| Logsdon Seminary of Logsdon School of Theology                | ACCRED | U   | W    | TX           | BAPBGCT | 2,764        | 2,764  | 18         | 5       | 8   | 59                    | 125        | 68    | 10,800  | 1,950  |
| Louisville Presbyterian Theological Seminary                  | ACCRED | I   | W    | KY           | PCUSA   | 8,596        | 9,804  | 83         | 12      | 14  | 194                   | 151        | 100   | 11,502  | 336    |
| Loyola Marymount University Department of Theological Studies | ACCRED | U   | W    | CA           | RC      | 1,942        | 1,942  | 0          | 27      | 34  | 704                   | 83         | 74    | 0       | 0      |
| Loyola University Chicago Institute of Pastoral Studies       | ACCRED | U   | n/a  | IL           | RC      | 3,785        | 3,785  | 3          | 9       | 13  | 1,209                 | 185        | 132   | 14,184  | 0      |
| Lubbock Christian University Graduate School of Theology      | ASSOC  | U   | W    | TX           | CHUCHR  | 151          | 151    | 0          | 7       | 8   | 128                   | 14         | 10    | 8,912   | 0      |
| Luther Seminary                                               | ACCRED | I   | W    | MN           | ELCA    | 20,242       | 20,896 | 111        | 23      | 24  | 250                   | 465        | 317   | 17,500  | 170    |
| Lutheran School of Theology at Chicago                        | ACCRED | I   | W    | IL           | ELCA    | 11,579       | 13,230 | 46         | 12      | 18  | 290                   | 164        | 119   | 18,450  | 165    |
| Lutheran Theological Seminary (SK)                            | ACCRED | I   | A    | SK           | ELCC    | 1,165        | 1,421  | 8          | 3       | 4   | 52                    | 20         | 14    | 9,720   | 1,649  |
| Lutheran Theological Southern Seminary                        | ACCRED | U   | W    | SC           | ELCA    | 4,416        | 4,590  | 31         | 6       | 7   | 121                   | 68         | 56    | 17,990  | 0      |
| M. Christopher White School of Divinity                       | ACCRED | C   | W    | NC           | BAPTNC  | 3,082        | 3,082  | 0          | 8       | 8   | 62                    | 137        | 71    | 11,931  | 270    |
| Martin Luther University College                              | ACCRED | U   | N    | ON           | ELCC    | 3,460        | 3,460  | 6          | 10      | 19  | 45                    | 97         | 78    | 8,142   | 1,905  |
| McCormick Theological Seminary                                | ACCRED | I   | n/a  | IL           | PCUSA   | 8,876        | 8,919  | 81         | 9       | 21  | 290                   | 215        | 95    | 8,640   | 770    |
| McGill University School of Religious Studies                 | ACCRED | U   | N    | QC           | INTER   | 811          | 811    | 16         | 18      | 24  | 2,178                 | 96         | 69    | 2,544   | 1,708  |
| McMaster Divinity College                                     | ACCRED | I   | W    | ON           | BAPTOQ  | 3,414        | 3,414  | 30         | 9       | 13  | 1,514                 | 211        | 162   | 5,503   | 130    |
| Meadville Lombard Theological School                          | ACCRED | I   | W    | IL           | UUA     | 4,199        | 4,199  | 26         | 4       | 10  | 26                    | 77         | 54    | 22,815  | 1,455  |
| Memphis Theological Seminary                                  | ACCRED | I   | B    | TN           | PCCUM   | 4,382        | 4,382  | 11         | 10      | 10  | 90                    | 214        | 156   | 12,180  | 80     |
| Methodist Theological School in Ohio                          | ACCRED | I   | W    | OH           | UMC     | 9,406        | 10,257 | 43         | 14      | 19  | 145                   | 133        | 100   | 23,316  | 230    |
| Methodist Theological Seminary in America                     | ASSOC  | I   | A    | CA           | KMCA    | 150          | 150    | 0          | 1       | 4   | 0                     | 14         | 8     | 6,000   | 70     |
| Mid-America Reformed Seminary                                 | ACCRED | I   | W    | IN           | INTER   | 2,094        | 2,094  | 0          | 6       | 6   | 43                    | 23         | 21    | 9,500   | 0      |
| Midwest University Graduate School of Theology                | ASSOC  | U   | A    | MO           | NONDEN  | 1,631        | 1,649  | 0          | 4       | 9   | 35                    | 32         | 17    | 9,000   | 270    |
| Midwestern Baptist Theological Seminary                       | ACCRED | I   | W    | MO           | SBC     | 16,127       | 19,168 | 9          | 30      | 32  | 123                   | 2,276      | 1,363 | 6,645   | 850    |
| Missio Theological Seminary                                   | ACCRED | I   | V    | PA           | INTER   | 3,556        | 3,556  | 2          | 7       | 11  | 38                    | 182        | 144   | 12,744  | 300    |

**Table 1.2 Significant Institutional Characteristics of Each Member School, 2019-2020**

| Name                                                                  | Status | IUC | Race | Prov./ State | Denom    | Expenditures |        | LT Invest  | Faculty |     | Library Volumes (000) | Enrollment |     | MDiv    |       |
|-----------------------------------------------------------------------|--------|-----|------|--------------|----------|--------------|--------|------------|---------|-----|-----------------------|------------|-----|---------|-------|
|                                                                       |        |     |      |              |          | E&G          | Total  |            | FT      | FTE |                       | HC         | FTE | Tuition | Fees  |
|                                                                       |        |     |      |              |          | \$thousands  |        | \$millions |         |     |                       |            |     |         |       |
| Montreal School of Theology                                           | ACCRED | I   | N    | QC           | INTER    | 77           | 77     | 0          | 3       | 4   | 0                     | 32         | 28  | 4,450   | 1,800 |
| Moody Theological Seminary                                            | ACCRED | C   | N    | IL           | NONDEN   | 9,011        | 9,502  | 1          | 12      | 31  | 232                   | 636        | 355 | 13,350  | 710   |
| Moravian Theological Seminary                                         | ACCRED | C   | W    | PA           | MORAVV   | 2,402        | 2,555  | 25         | 7       | 11  | 260                   | 74         | 38  | 17,160  | 430   |
| Mount Angel Seminary                                                  | ACCRED | I   | W    | OR           | RC       | 5,240        | 5,856  | 0          | 14      | 19  | 246                   | 94         | 72  | 16,410  | 6,958 |
| Mount Saint Mary's Seminary                                           | ACCRED | C   | W    | MD           | RC       | 3,293        | 6,280  | 10         | 14      | 18  | 149                   | 152        | 152 | 25,410  | 310   |
| Multnomah Biblical Seminary                                           | ACCRED | C   | W    | OR           | NONDEN   | 3,796        | 3,938  | 2          | 6       | 13  | 116                   | 175        | 99  | 14,560  | 390   |
| NAIITS: An Indigenous Learning Community                              | CAND   | I   | I    | PEI          | OTHER    | 567          | 747    | 0          | 3       | 7   | 0                     | 5          | 5   | 0       | 0     |
| Nashotah House                                                        | ACCRED | I   | W    | WI           | EPISC    | 4,009        | 4,063  | 9          | 6       | 9   | 124                   | 69         | 54  | 15,000  | 700   |
| Nazarene Theological Seminary                                         | ACCRED | I   | W    | MO           | CHNAZ    | 4,399        | 4,526  | 11         | 8       | 8   | 115                   | 220        | 135 | 12,600  | 400   |
| Neal T. Jones Seminary of Washington University of Virginia           | ACCRED | C   | M    | VA           | NONDEN   | 2,709        | 2,709  | 0          | 2       | 5   | 36                    | 82         | 71  | 5,760   | 230   |
| New Brunswick Theological Seminary                                    | ACCRED | I   | M    | NJ           | RFCNAM   | 5,271        | 5,271  | 18         | 9       | 12  | 168                   | 140        | 69  | 15,624  | 860   |
| New Orleans Baptist Theological Seminary                              | ACCRED | I   | W    | LA           | SBC      | 24,089       | 32,529 | 62         | 66      | 75  | 308                   | 1,677      | 838 | 6,165   | 480   |
| New York Theological Seminary                                         | ACCRED | I   | M    | NY           | INTER    | 5,258        | 5,721  | 0          | 15      | 15  | 0                     | 252        | 121 | 15,413  | 410   |
| Newman Theological College                                            | ACCRED | I   | N    | AB           | RC       | 3,525        | 4,041  | 24         | 5       | 10  | 80                    | 124        | 59  | 7,818   | 330   |
| North Park Theological Seminary                                       | ACCRED | C   | W    | IL           | EVCOV    | 4,761        | 4,761  | 0          | 14      | 18  | 245                   | 244        | 108 | 560     | 0     |
| Northeastern Seminary at Roberts Wesleyan College                     | ACCRED | C   | N    | NY           | INTER    | 2,070        | 2,070  | 4          | 3       | 6   | 140                   | 157        | 96  | 10,680  | 0     |
| Northern Baptist Theological Seminary                                 | ACCRED | I   | W    | IL           | ABCUSA   | 4,883        | 4,883  | 17         | 4       | 9   | 33                    | 261        | 154 | 18,432  | 375   |
| Northwest Baptist Seminary                                            | ACCRED | I   | N    | BC           | FEVBAPT  | 1,750        | 1,750  | 4          | 4       | 4   | 0                     | 110        | 87  | 6,000   | 700   |
| Northwest Nazarene University Graduate School of Theology             | ACCRED | U   | W    | ID           | CHNAZ    | 439          | 439    | 0          | 12      | 16  | 127                   | 72         | 50  | 8,583   | 200   |
| Notre Dame Seminary                                                   | ACCRED | I   | W    | LA           | RC       | 6,272        | 6,709  | 11         | 17      | 19  | 90                    | 157        | 134 | 21,765  | 620   |
| Oakwood University School of Religion Graduate Department             | CAND   | U   | B    | AL           | SDADV    | 916          | 916    | 1          | 11      | 13  | 85                    | 31         | 30  | 0       | 0     |
| Oblate School of Theology                                             | ACCRED | I   | W    | TX           | RC       | 7,289        | 9,378  | 30         | 22      | 25  | 114                   | 164        | 136 | 16,320  | 860   |
| Oklahoma Christian University Graduate School of Theology             | ASSOC  | U   | W    | OK           | CHUCHR   | 228          | 228    | 0          | 3       | 5   | 174                   | 42         | 32  | 13,200  | 240   |
| Oral Roberts University Graduate School of Theology and Ministry      | ACCRED | U   | N    | OK           | INTER    | 4,748        | 4,787  | 0          | 16      | 21  | 93                    | 331        | 281 | 10,782  | 1,072 |
| Pacific Lutheran Theological Seminary                                 | ACCRED | U   | W    | CA           | ELCA     | 3,554        | 3,797  | 21         | 4       | 4   | 0                     | 49         | 44  | 22,460  | 0     |
| Pacific School of Religion                                            | ACCRED | I   | n/a  | CA           | INTER    | 6,539        | 7,860  | 38         | 8       | 10  | 0                     | 97         | 55  | 20,061  | 308   |
| Palm Beach Atlantic University School of Ministry Graduate Department | CAND   | U   | N    | FL           | INTER    | 295          | 298    | 0          | 7       | 7   | 13                    | 47         | 38  | 13,680  | 580   |
| Palmer Theological Seminary                                           | ACCRED | U   | W    | PA           | ABCUSA   | 2,365        | 2,365  | 17         | 10      | 13  | 173                   | 221        | 134 | 13,390  | 407   |
| Payne Theological Seminary                                            | ACCRED | I   | B    | OH           | AME      | 3,201        | 3,201  | 0          | 5       | 12  | 38                    | 190        | 118 | 15,800  | 400   |
| Pentecostal Theological Seminary                                      | ACCRED | I   | n/a  | TN           | COGCLEV  | 4,503        | 4,535  | 19         | 17      | 25  | 35                    | 512        | 300 | 12,977  | 349   |
| Perkins School of Theology                                            | ACCRED | U   | W    | TX           | UMC      | 17,333       | 17,333 | 147        | 27      | 29  | 400                   | 308        | 222 | 17,836  | 4,642 |
| Phillips Theological Seminary                                         | ACCRED | I   | W    | OK           | DISCPL   | 6,117        | 6,117  | 92         | 10      | 11  | 109                   | 168        | 89  | 11,246  | 0     |
| Phoenix Seminary                                                      | ACCRED | I   | W    | AZ           | INTER    | 5,128        | 5,128  | 1          | 7       | 18  | 53                    | 269        | 226 | 7,833   | 200   |
| Pittsburgh Theological Seminary                                       | ACCRED | I   | W    | PA           | PCUSA    | 12,247       | 13,875 | 209        | 14      | 19  | 267                   | 199        | 142 | 12,312  | 300   |
| Pontifical College Josephinum                                         | ACCRED | C   | N    | OH           | RC       | 8,067        | 8,796  | 31         | 7       | 7   | 147                   | 41         | 41  | 28,100  | 760   |
| Pope St. John XXIII National Seminary                                 | ACCRED | I   | W    | MA           | RC       | 3,864        | 3,864  | 5          | 7       | 13  | 59                    | 53         | 53  | 36,000  | 0     |
| Portland Seminary                                                     | ACCRED | C   | W    | OR           | INTER    | 2,089        | 2,089  | 4          | 9       | 11  | 120                   | 298        | 149 | 14,612  | 0     |
| Presbyterian Theological Seminary in America                          | ACCRED | I   | A    | CA           | KPCA     | 1,338        | 1,512  | 0          | 4       | 12  | 38                    | 128        | 64  | 8,493   | 600   |
| Princeton Theological Seminary                                        | ACCRED | I   | W    | NJ           | PCUSA    | 60,699       | 72,471 | 1,127      | 43      | 52  | 721                   | 364        | 356 | 18,000  | 4,820 |
| Providence Theological Seminary                                       | ACCRED | C   | W    | MB           | INTER    | 2,416        | 2,715  | 0          | 10      | 12  | 87                    | 176        | 79  | 8,604   | 729   |
| Puritan Reformed Theological Seminary                                 | ACCRED | I   | W    | MI           | HERREF   | 3,701        | 3,892  | 0          | 9       | 12  | 106                   | 261        | 91  | 7,700   | 0     |
| Queen's College Faculty of Theology                                   | ASSOC  | C   | W    | NL           | ANGL     | 457          | 457    | 4          | 0       | 6   | 2,625                 | 209        | 79  | 0       | 3,025 |
| Reformed Episcopal Seminary                                           | ACCRED | I   | W    | PA           | RFEPIESC | 611          | 641    | 1          | 8       | 10  | 40                    | 24         | 14  | 11,500  | 600   |
| Reformed Presbyterian Theological Seminary                            | ACCRED | I   | W    | PA           | RFPRES   | 2,017        | 2,041  | 4          | 4       | 7   | 87                    | 115        | 55  | 13,464  | 0     |
| Reformed Theological Seminary                                         | ACCRED | I   | W    | MS           | INTER    | 22,318       | 23,184 | 80         | 37      | 57  | 388                   | 1,069      | 534 | 19,433  | 200   |
| Regent College                                                        | ACCRED | I   | W    | BC           | INTER    | 8,884        | 9,680  | 22         | 11      | 29  | 163                   | 387        | 195 | 14,850  | 551   |
| Regent University School of Divinity                                  | ACCRED | U   | B    | VA           | INTER    | 11,557       | 11,734 | 0          | 15      | 16  | 284                   | 1,108      | 726 | 12,000  | 2,100 |
| Regis College                                                         | ACCRED | I   | W    | ON           | RC       | 3,253        | 3,253  | 10         | 9       | 13  | 83                    | 111        | 62  | 6,020   | 1,655 |

**Table 1.2 Significant Institutional Characteristics of Each Member School, 2019-2020**

| Name                                                    | Status | IUC | Race | Prov./ State | Denom   | Expenditures |        | LT Invest  | Faculty |     | Library Volumes (000) | Enrollment |       | MDiv    |        |
|---------------------------------------------------------|--------|-----|------|--------------|---------|--------------|--------|------------|---------|-----|-----------------------|------------|-------|---------|--------|
|                                                         |        |     |      |              |         | E&G          | Total  |            | FT      | FTE |                       | HC         | FTE   | Tuition | Fees   |
|                                                         |        |     |      |              |         | \$thousands  |        | \$millions |         |     |                       |            |       |         |        |
| Robert E. Webber Institute for Worship Studies          | CAND   | I   | W    | FL           | INTER   | 918          | 918    | 0          | 1       | 13  | 10                    | 164        | 162   | 0       | 0      |
| Sacred Heart Major Seminary                             | ACCRED | I   | W    | MI           | RC      | 5,687        | 5,687  | 0          | 13      | 18  | 160                   | 138        | 87    | 29,539  | 0      |
| Sacred Heart Seminary and School of Theology            | ACCRED | I   | V    | WI           | RC      | 6,684        | 7,525  | 11         | 14      | 18  | 0                     | 122        | 98    | 19,670  | 975    |
| Saint John's Seminary (MA)                              | ACCRED | C   | W    | MA           | RC      | 6,964        | 6,964  | 40         | 8       | 8   | 173                   | 77         | 66    | 13,590  | 6,825  |
| Saint John's University School of Theology and Seminary | ACCRED | C   | W    | MN           | RC      | 3,641        | 3,848  | 23         | 1       | 2   | 434                   | 100        | 66    | 17,100  | 300    |
| Saint Mary Seminary and Graduate School of Theology     | ACCRED | I   | W    | OH           | RC      | 2,950        | 2,971  | 1          | 10      | 12  | 81                    | 91         | 60    | 10,120  | 0      |
| Saint Meinrad School of Theology                        | ACCRED | I   | W    | IN           | RC      | 9,186        | 11,762 | 46         | 16      | 24  | 181                   | 177        | 150   | 27,714  | 3,100  |
| Saint Paul School of Theology                           | ACCRED | I   | W    | KS           | UMC     | 4,028        | 4,028  | 33         | 7       | 13  | 8                     | 96         | 62    | 16,775  | 1,200  |
| Saint Paul Seminary School of Divinity                  | ACCRED | U   | W    | MN           | RC      | 8,213        | 8,213  | 31         | 11      | 14  | 106                   | 122        | 99    | 23,856  | 68     |
| Saint Paul University Faculty of Theology               | ACCRED | U   | N    | ON           | RC      | 0            | 0      | 0          | 0       | 0   | 0                     | 0          | 0     | 5,279   | 885    |
| Saint Vincent Seminary                                  | ACCRED | C   | W    | PA           | RC      | 2,506        | 2,846  | 13         | 5       | 13  | 99                    | 46         | 44    | 30,178  | 45     |
| Samuel DeWitt Proctor School of Theology                | ACCRED | C   | B    | VA           | BAPT    | 2,170        | 2,170  | 0          | 14      | 18  | 131                   | 293        | 247   | 13,988  | 1,025  |
| San Francisco Theological Seminary                      | ACCRED | I   | W    | CA           | PCUSA   | 8,900        | 11,304 | 32         | 10      | 12  | 0                     | 97         | 47    | 18,000  | 100    |
| Seattle Pacific Seminary                                | ACCRED | U   | N    | WA           | FRMECH  | 819          | 819    | 0          | 15      | 16  | 311                   | 55         | 27    | 20,448  | 30     |
| The Seattle School of Theology and Psychology           | ACCRED | I   | W    | WA           | NONDEN  | 6,963        | 6,983  | 0          | 8       | 12  | 21                    | 261        | 237   | 13,500  | 1,335  |
| Seattle University School of Theology and Ministry      | ACCRED | U   | W    | WA           | INTER   | 4,415        | 4,415  | 12         | 8       | 17  | 81                    | 162        | 88    | 11,538  | 855    |
| Seminary of the Southwest                               | ACCRED | I   | W    | TX           | EPISC   | 7,964        | 8,048  | 42         | 16      | 19  | 122                   | 130        | 96    | 16,200  | 515    |
| Seventh-day Adventist Theological Seminary              | ACCRED | U   | V    | MI           | SDADV   | 12,419       | 13,345 | 0          | 44      | 61  | 320                   | 1,005      | 713   | 9,257   | 1,104  |
| Shaw University Divinity School                         | ACCRED | U   | n/a  | NC           | GBAPTNC | 1,348        | 1,436  | 0          | 6       | 11  | 17                    | 99         | 92    | 10,404  | 2,784  |
| Shepherds Theological Seminary                          | ACCRED | I   | W    | NC           | NONDEN  | 2,300        | 2,300  | 0          | 7       | 8   | 25                    | 106        | 86    | 8,040   | 450    |
| Sioux Falls Seminary                                    | ACCRED | I   | W    | SD           | NABAPC  | 2,082        | 3,453  | 2          | 5       | 5   | 60                    | 427        | 262   | 3,600   | 0      |
| Southeastern Baptist Theological Seminary               | ACCRED | I   | W    | NC           | SBC     | 27,749       | 33,402 | 36         | 45      | 59  | 239                   | 2,354      | 1,393 | 5,872   | 610    |
| Southeastern University School of Divinity              | CAND   | U   | N    | FL           | AOG     | 923          | 991    | 0          | 8       | 10  | 95                    | 298        | 155   | 13,365  | 370    |
| Southern Baptist Theological Seminary                   | ACCRED | I   | W    | KY           | SBC     | 36,534       | 47,983 | 99         | 54      | 71  | 500                   | 3,343      | 1,775 | 9,504   | 684    |
| Southwestern Baptist Theological Seminary               | ACCRED | I   | N    | TX           | SBC     | 35,225       | 43,411 | 150        | 50      | 67  | 1,560                 | 2,479      | 1,413 | 8,653   | 700    |
| SS. Cyril & Methodius Seminary                          | ACCRED | I   | W    | MI           | RC      | 1,016        | 1,180  | 2          | 2       | 9   | 81                    | 28         | 21    | 18,308  | 18,174 |
| St. Andrew's College                                    | ACCRED | I   | W    | SK           | UCCAN   | 1,922        | 1,922  | 4          | 5       | 5   | 37                    | 24         | 10    | 6,750   | 134    |
| St. Augustine's Seminary of Toronto                     | ACCRED | I   | N    | ON           | RC      | 6,018        | 6,623  | 14         | 13      | 20  | 48                    | 143        | 73    | 6,020   | 1,047  |
| St. Bernard's School of Theology and Ministry           | ACCRED | I   | W    | NY           | RC      | 1,199        | 1,199  | 5          | 4       | 7   | 78                    | 68         | 40    | 16,175  | 170    |
| St. Charles Borromeo Seminary                           | ACCRED | I   | W    | PA           | RC      | 4,830        | 5,139  | 9          | 21      | 25  | 120                   | 120        | 88    | 22,727  | 1,313  |
| St. John Vianney Theological Seminary                   | ACCRED | I   | W    | CO           | RC      | 6,439        | 6,439  | 32         | 20      | 22  | 182                   | 49         | 49    | 23,097  | 0      |
| St. John's Seminary (CA)                                | ACCRED | I   | H    | CA           | RC      | 8,184        | 8,320  | 95         | 22      | 28  | 79                    | 104        | 103   | 20,200  | 0      |
| St. Joseph's Seminary                                   | ACCRED | I   | W    | NY           | RC      | 7,924        | 8,913  | 60         | 20      | 29  | 110                   | 190        | 174   | 16,800  | 0      |
| St. Mark's College                                      | ACCRED | I   | W    | BC           | RC      | 1,904        | 1,904  | 3          | 1       | 3   | 32                    | 32         | 16    | 0       | 0      |
| St. Mary's Seminary and University                      | ACCRED | I   | W    | MD           | RC      | 8,080        | 8,310  | 98         | 11      | 25  | 165                   | 171        | 103   | 21,660  | 575    |
| St. Patrick's Seminary and University                   | ACCRED | I   | W    | CA           | RC      | 6,146        | 6,146  | 38         | 4       | 4   | 180                   | 50         | 50    | 19,795  | 0      |
| St. Peter's Seminary                                    | ACCRED | I   | N    | ON           | RC      | 3,911        | 4,243  | 21         | 11      | 15  | 71                    | 46         | 34    | 6,051   | 1,636  |
| St. Stephen's College                                   | ASSOC  | I   | W    | AB           | UCCAN   | 988          | 1,024  | 0          | 0       | 10  | 0                     | 128        | 60    | 0       | 0      |
| St. Thomas University School of Theology and Ministry   | CAND   | U   | N    | FL           | RC      | 1,608        | 1,645  | 2          | 5       | 5   | 0                     | 46         | 44    | 9,666   | 0      |
| St. Tikhon's Orthodox Theological Seminary              | ACCRED | I   | W    | PA           | OCA     | 2,471        | 2,471  | 2          | 5       | 9   | 48                    | 43         | 43    | 3,780   | 400    |
| St. Vincent de Paul Regional Seminary                   | ACCRED | I   | W    | FL           | RC      | 5,995        | 6,851  | 26         | 18      | 22  | 74                    | 131        | 127   | 22,000  | 1,140  |
| St. Vladimir's Orthodox Theological Seminary            | ACCRED | I   | W    | NY           | OCA     | 4,809        | 5,876  | 13         | 6       | 13  | 200                   | 85         | 69    | 12,000  | 600    |
| Starr King School for the Ministry                      | ACCRED | I   | W    | CA           | UUA     | 3,384        | 3,384  | 7          | 8       | 17  | 0                     | 86         | 74    | 17,400  | 35     |
| Talbot School of Theology                               | ACCRED | U   | W    | CA           | INTER   | 25,507       | 28,532 | 0          | 62      | 71  | 327                   | 1,195      | 576   | 16,669  | 0      |
| Taylor College and Seminary                             | ACCRED | I   | W    | AB           | NABAPC  | 1,887        | 2,028  | 11         | 3       | 5   | 57                    | 72         | 32    | 8,880   | 0      |
| Toronto School of Theology                              | ACCRED | I   | n/a  | ON           | INTER   | 1,678        | 1,683  | 3          | 1       | 1   | 0                     | 0          | 0     | 0       | 0      |
| Trinity College Faculty of Divinity                     | ACCRED | C   | N    | ON           | ANGL    | 2,984        | 2,984  | 0          | 4       | 11  | 204                   | 86         | 45    | 6,020   | 2,547  |
| Trinity Episcopal School for Ministry                   | ACCRED | I   | W    | PA           | EPISC   | 6,118        | 6,271  | 24         | 11      | 29  | 95                    | 176        | 85    | 16,350  | 600    |
| Trinity Evangelical Divinity School                     | ACCRED | U   | W    | IL           | EFCA    | 17,325       | 17,505 | 23         | 35      | 53  | 217                   | 811        | 642   | 14,400  | 125    |
| Trinity Lutheran Seminary at Capital University         | ACCRED | U   | W    | OH           | ELCA    | 3,094        | 3,094  | 22         | 5       | 9   | 134                   | 64         | 52    | 16,800  | 220    |

**Table 1.2 Significant Institutional Characteristics of Each Member School, 2019-2020**

| Name                                                              | Status | IUC | Race | Prov./ State | Denom   | Expenditures |        | LT Invest  | Faculty |     | Library Volumes (000) | Enrollment |     | MDiv    |       |
|-------------------------------------------------------------------|--------|-----|------|--------------|---------|--------------|--------|------------|---------|-----|-----------------------|------------|-----|---------|-------|
|                                                                   |        |     |      |              |         | E&G          | Total  |            | FT      | FTE |                       | HC         | FTE | Tuition | Fees  |
|                                                                   |        |     |      |              |         | \$thousands  |        | \$millions |         |     |                       |            |     |         |       |
| Tyndale University College & Seminary                             | ACCRED | C   | n/a  | ON           | INTER   | 20,311       | 22,025 | 0          | 20      | 39  | 136                   | 862        | 417 | 10,881  | 1,107 |
| Union Presbyterian Seminary                                       | ACCRED | I   | W    | VA           | PCUSA   | 16,127       | 16,645 | 151        | 19      | 23  | 424                   | 165        | 142 | 12,690  | 500   |
| Union Theological Seminary                                        | ACCRED | I   | W    | NY           | INTER   | 25,297       | 29,524 | 112        | 20      | 30  | 714                   | 238        | 218 | 23,670  | 0     |
| United Lutheran Seminary                                          | ACCRED | I   | W    | PA           | ELCA    | 14,426       | 17,507 | 77         | 14      | 18  | 376                   | 357        | 234 | 19,500  | 0     |
| United Theological Seminary                                       | ACCRED | I   | B    | OH           | UMC     | 7,601        | 7,601  | 6          | 13      | 23  | 153                   | 456        | 225 | 14,820  | 1,890 |
| United Theological Seminary of the Twin Cities                    | ACCRED | I   | W    | MN           | UCC     | 5,507        | 5,609  | 9          | 9       | 12  | 69                    | 136        | 92  | 15,480  | 0     |
| University of Chicago Divinity School                             | ACCRED | U   | W    | IL           | NONDEN  | 21,439       | 21,439 | 0          | 37      | 37  | 12,315                | 290        | 172 | 34,146  | 0     |
| University of Dubuque Theological Seminary                        | ACCRED | C   | W    | IA           | PCUSA   | 2,952        | 3,070  | 10         | 10      | 10  | 171                   | 111        | 84  | 10,781  | 0     |
| University of Notre Dame Department of Theology                   | ACCRED | U   | W    | IN           | RC      | 0            | 0      | 0          | 53      | 56  | 3,098                 | 278        | 223 | 55,308  | 0     |
| University of St. Mary of the Lake Mundelein Seminary             | ACCRED | I   | W    | IL           | RC      | 13,945       | 19,073 | 39         | 20      | 26  | 220                   | 186        | 177 | 29,108  | 0     |
| University of St. Michael's College                               | ACCRED | U   | n/a  | ON           | RC      | 2,136        | 2,136  | 21         | 7       | 7   | 162                   | 122        | 82  | 6,020   | 1,010 |
| University of St. Thomas School of Theology                       | ACCRED | U   | W    | TX           | RC      | 291          | 291    | 0          | 6       | 9   | 76                    | 179        | 112 | 17,436  | 0     |
| University of the South School of Theology                        | ACCRED | C   | W    | TN           | EPISC   | 10,083       | 10,849 | 55         | 14      | 15  | 138                   | 145        | 88  | 17,568  | 580   |
| Urshan Graduate School of Theology                                | ACCRED | I   | W    | MO           | UPENTCI | 1,404        | 1,404  | 0          | 4       | 5   | 55                    | 73         | 47  | 7,992   | 450   |
| Vancouver School of Theology                                      | ACCRED | I   | W    | BC           | INTER   | 4,077        | 4,077  | 0          | 10      | 13  | 30                    | 150        | 83  | 8,430   | 902   |
| Vanderbilt University Divinity School                             | ACCRED | U   | W    | TN           | INTER   | 15,547       | 15,547 | 190        | 28      | 31  | 278                   | 175        | 157 | 23,280  | 4,150 |
| Villanova University Department of Theology and Religious Studies | CAND   | U   | N    | PA           | RC      | 620          | 620    | 0          | 25      | 27  | 1,503                 | 60         | 58  | 0       | 0     |
| Virginia Theological Seminary                                     | ACCRED | I   | W    | VA           | EPISC   | 23,342       | 26,738 | 176        | 13      | 15  | 237                   | 194        | 143 | 13,800  | 140   |
| Wake Forest University School of Divinity                         | ACCRED | U   | W    | NC           | INTER   | 4,405        | 4,405  | 17         | 14      | 17  | 24                    | 102        | 100 | 20,600  | 830   |
| Wartburg Theological Seminary                                     | ACCRED | I   | W    | IA           | ELCA    | 6,411        | 7,006  | 32         | 9       | 12  | 97                    | 218        | 180 | 17,900  | 779   |
| Wesley Biblical Seminary                                          | ACCRED | I   | V    | MS           | INTER   | 1,604        | 1,622  | 2          | 6       | 9   | 21                    | 145        | 62  | 13,695  | 800   |
| Wesley Seminary                                                   | ACCRED | U   | W    | IN           | WESLCH  | 3,973        | 3,973  | 7          | 13      | 13  | 190                   | 485        | 305 | 9,540   | 229   |
| Wesley Theological Seminary                                       | ACCRED | I   | N    | DC           | UMC     | 15,818       | 16,694 | 52         | 22      | 37  | 132                   | 485        | 239 | 17,874  | 628   |
| Western Seminary                                                  | ACCRED | I   | W    | OR           | CBAPTAA | 8,827        | 8,962  | 3          | 17      | 42  | 51                    | 725        | 418 | 18,600  | 660   |
| Western Theological Seminary                                      | ACCRED | I   | W    | MI           | RFCHAM  | 8,872        | 9,698  | 41         | 10      | 12  | 96                    | 334        | 158 | 14,656  | 100   |
| Westminster Theological Seminary                                  | ACCRED | I   | W    | PA           | INTER   | 15,191       | 18,687 | 24         | 17      | 23  | 167                   | 817        | 564 | 13,570  | 550   |
| Westminster Theological Seminary in California                    | ACCRED | I   | W    | CA           | NONDEN  | 5,947        | 6,487  | 4          | 9       | 10  | 88                    | 131        | 94  | 17,416  | 0     |
| Winebrenner Theological Seminary                                  | ACCRED | I   | W    | OH           | COGGC   | 1,626        | 1,626  | 2          | 6       | 10  | 40                    | 51         | 46  | 14,175  | 0     |
| Wisconsin Lutheran Seminary                                       | ASSOC  | I   | W    | WI           | WIEVLS  | 5,361        | 5,853  | 16         | 13      | 13  | 61                    | 157        | 157 | 10,845  | 255   |
| World Mission University School of Theology                       | ACCRED | C   | A    | CA           | INTER   | 2,091        | 2,472  | 0          | 9       | 18  | 59                    | 191        | 148 | 5,040   | 200   |
| Wycliffe College                                                  | ACCRED | I   | W    | ON           | ANGL    | 4,854        | 5,113  | 20         | 11      | 17  | 0                     | 236        | 159 | 6,020   | 1,931 |
| Yale University Divinity School                                   | ACCRED | U   | W    | CT           | INTER   | 32,766       | 33,596 | 429        | 48      | 59  | 607                   | 376        | 341 | 25,440  | 2,967 |

**Table 1.3 Summary of Selected Institutional Characteristics, 2019-2020**

| <b>Characteristic</b>                    | <b>United States</b> | <b>Canada</b> | <b>Total</b> | <b>% of Total</b> |
|------------------------------------------|----------------------|---------------|--------------|-------------------|
| <b>Structure</b>                         |                      |               |              |                   |
| Independent                              | 138                  | 24            | 162          | 59                |
| University-Affiliated                    | 66                   | 7             | 73           | 26                |
| College-Affiliated                       | 32                   | 9             | 41           | 15                |
|                                          | 236                  | 40            | 276          | 100               |
| <b>Primary Racial/Ethnic Composition</b> |                      |               |              |                   |
| Asian or Pacific Islander                | 7                    | 2             | 9            | 3                 |
| Black Non-Hispanic                       | 11                   | 0             | 11           | 4                 |
| Hispanic                                 | 5                    | 0             | 5            | 2                 |
| American Indian, Alaskan Native or Inuit | 0                    | 1             | 1            | 0                 |
| Visa or Nonresident Alien                | 9                    | 0             | 9            | 3                 |
| White Non-Hispanic                       | 165                  | 21            | 186          | 67                |
| Multiracial                              | 10                   | 0             | 10           | 4                 |
| Not Available                            | 19                   | 13            | 32           | 12                |
|                                          | 236                  | 40            | 276          | 100               |
| <b>Denomination</b>                      |                      |               |              |                   |
| Protestant                               | 131                  | 22            | 153          | 55                |
| Non/Inter/Multidenominational            | 52                   | 10            | 62           | 22                |
| Roman Catholic                           | 47                   | 8             | 55           | 20                |
| Orthodox                                 | 4                    | 0             | 4            | 1                 |
| Catholic, Eastern Rite Traditions        | 1                    | 0             | 1            | 0                 |
| Not Reported                             | 1                    | 0             | 1            | 0                 |
|                                          | 236                  | 40            | 276          | 100               |

Independent Schools are freestanding higher education institutions. While these schools may have consortial relationships with colleges or universities, they are not controlled by or subsumed within the formal governance structure of a college or university.

University-Affiliated Schools are integral parts of larger teaching or research universities with multiple professional schools/graduate programs, typically offering research doctorates in more than one area.

College-Affiliated Schools are integrally related to four-year colleges or teaching universities that have limited additional graduate or professional programs.

Primary Racial/Ethnic Composition identifies the primary racial/ethnic composition of the student bodies as reported by each institution.

Denomination indicates each institution's religious affiliation. Protestant Denominational schools are affiliated with a single or primary Protestant denomination. Inter/nondenominational includes schools with multiple or no denominational affiliation. Roman Catholic schools are diocesan, university departments of theology, and religious order (including union) seminaries in the United States and Canada. Orthodox schools represent Greek Orthodox Archdiocese of America and Orthodox Church in America.

**Table 1.4-A Distribution of Schools by Total Head Count Enrollment  
All Member Schools**

| Enrollment size | 2009       |              | 2014       |              | 2018       |              | 2019       |              |
|-----------------|------------|--------------|------------|--------------|------------|--------------|------------|--------------|
|                 | N          | %            | N          | %            | N          | %            | N          | %            |
| < 75            | 34         | 13.5         | 60         | 21.8         | 62         | 22.3         | 65         | 23.6         |
| 75 - 150        | 73         | 29.1         | 75         | 27.3         | 82         | 29.5         | 77         | 27.9         |
| 151 - 300       | 79         | 31.5         | 76         | 27.6         | 74         | 26.6         | 77         | 27.9         |
| 301 - 500       | 29         | 11.6         | 29         | 10.5         | 30         | 10.8         | 26         | 9.4          |
| 501 - 1000      | 19         | 7.6          | 17         | 6.2          | 13         | 4.7          | 12         | 4.3          |
| > 1000          | 13         | 5.2          | 13         | 4.7          | 15         | 5.4          | 15         | 5.4          |
| Not Reporting   | 4          | 1.6          | 5          | 1.8          | 2          | .7           | 4          | 1.4          |
| <b>Total</b>    | <b>251</b> | <b>100.0</b> | <b>275</b> | <b>100.0</b> | <b>278</b> | <b>100.0</b> | <b>276</b> | <b>100.0</b> |

**Table 1.4-B Distribution of Schools by Total Head Count Enrollment  
United States**

| Enrollment size | 2009       |              | 2014       |              | 2018       |              | 2019       |              |
|-----------------|------------|--------------|------------|--------------|------------|--------------|------------|--------------|
|                 | N          | %            | N          | %            | N          | %            | N          | %            |
| < 75            | 24         | 11.2         | 44         | 18.8         | 49         | 20.6         | 52         | 22.0         |
| 75 - 150        | 63         | 29.3         | 63         | 26.9         | 67         | 28.2         | 61         | 25.8         |
| 151 - 300       | 68         | 31.6         | 68         | 29.1         | 66         | 27.7         | 71         | 30.1         |
| 301 - 500       | 27         | 12.6         | 27         | 11.5         | 28         | 11.8         | 24         | 10.2         |
| 501 - 1000      | 17         | 7.9          | 16         | 6.8          | 12         | 5.0          | 11         | 4.7          |
| > 1000          | 13         | 6.0          | 13         | 5.6          | 15         | 6.3          | 15         | 6.4          |
| Not Reporting   | 3          | 1.4          | 3          | 1.3          | 1          | .4           | 2          | .8           |
| <b>Total</b>    | <b>215</b> | <b>100.0</b> | <b>234</b> | <b>100.0</b> | <b>238</b> | <b>100.0</b> | <b>236</b> | <b>100.0</b> |

**Table 1.4-C Distribution of Schools by Total Head Count Enrollment  
Canada**

| Enrollment size | 2009      |              | 2014      |              | 2018      |              | 2019      |              |
|-----------------|-----------|--------------|-----------|--------------|-----------|--------------|-----------|--------------|
|                 | N         | %            | N         | %            | N         | %            | N         | %            |
| < 75            | 10        | 27.8         | 16        | 39.0         | 13        | 32.5         | 13        | 32.5         |
| 75 - 150        | 10        | 27.8         | 12        | 29.3         | 15        | 37.5         | 16        | 40.0         |
| 151 - 300       | 11        | 30.6         | 8         | 19.5         | 8         | 20.0         | 6         | 15.0         |
| 301 - 500       | 2         | 5.6          | 2         | 4.9          | 2         | 5.0          | 2         | 5.0          |
| 501 - 1000      | 2         | 5.6          | 1         | 2.4          | 1         | 2.5          | 1         | 2.5          |
| > 1000          | 0         | -            | 0         | -            | 0         | -            | 0         | -            |
| Not Reporting   | 1         | 2.8          | 2         | 4.9          | 1         | 2.5          | 2         | 5.0          |
| <b>Total</b>    | <b>36</b> | <b>100.0</b> | <b>41</b> | <b>100.0</b> | <b>40</b> | <b>100.0</b> | <b>40</b> | <b>100.0</b> |

**Table 1.5-A Distribution of Schools by Full-Time Equivalent Enrollment  
All Member Schools**

| Enrollment size | 2009       |              | 2014       |              | 2018       |              | 2019       |              |
|-----------------|------------|--------------|------------|--------------|------------|--------------|------------|--------------|
|                 | N          | %            | N          | %            | N          | %            | N          | %            |
| < 75            | 73         | 29.1         | 108        | 39.3         | 110        | 39.6         | 109        | 39.5         |
| 75 - 150        | 81         | 32.3         | 81         | 29.5         | 83         | 29.9         | 76         | 27.5         |
| 151 - 300       | 54         | 21.5         | 44         | 16.0         | 50         | 18.0         | 55         | 19.9         |
| 301 - 500       | 21         | 8.4          | 21         | 7.6          | 14         | 5.0          | 15         | 5.4          |
| 501 - 1000      | 12         | 4.8          | 9          | 3.3          | 11         | 4.0          | 9          | 3.3          |
| > 1000          | 6          | 2.4          | 6          | 2.2          | 8          | 2.9          | 8          | 2.9          |
| Not Reporting   | 4          | 1.6          | 6          | 2.2          | 2          | .7           | 4          | 1.4          |
| <b>Total</b>    | <b>251</b> | <b>100.0</b> | <b>275</b> | <b>100.0</b> | <b>278</b> | <b>100.0</b> | <b>276</b> | <b>100.0</b> |

**Table 1.5-B Distribution of Schools by Full-Time Equivalent Enrollment  
United States**

| Enrollment size | 2009       |              | 2014       |              | 2018       |              | 2019       |              |
|-----------------|------------|--------------|------------|--------------|------------|--------------|------------|--------------|
|                 | N          | %            | N          | %            | N          | %            | N          | %            |
| < 75            | 55         | 25.6         | 82         | 35.0         | 83         | 34.9         | 84         | 35.6         |
| 75 - 150        | 66         | 30.7         | 71         | 30.3         | 75         | 31.5         | 68         | 28.8         |
| 151 - 300       | 53         | 24.7         | 42         | 17.9         | 47         | 19.7         | 51         | 21.6         |
| 301 - 500       | 20         | 9.3          | 20         | 8.5          | 13         | 5.5          | 14         | 5.9          |
| 501 - 1000      | 12         | 5.6          | 9          | 3.8          | 11         | 4.6          | 9          | 3.8          |
| > 1000          | 6          | 2.8          | 6          | 2.6          | 8          | 3.4          | 8          | 3.4          |
| Not Reporting   | 3          | 1.4          | 4          | 1.7          | 1          | .4           | 2          | .8           |
| <b>Total</b>    | <b>215</b> | <b>100.0</b> | <b>234</b> | <b>100.0</b> | <b>238</b> | <b>100.0</b> | <b>236</b> | <b>100.0</b> |

**Table 1.5-C Distribution of Schools by Full-Time Equivalent Enrollment  
Canada**

| Enrollment size | 2009      |              | 2014      |              | 2018      |              | 2019      |              |
|-----------------|-----------|--------------|-----------|--------------|-----------|--------------|-----------|--------------|
|                 | N         | %            | N         | %            | N         | %            | N         | %            |
| < 75            | 18        | 50.0         | 26        | 63.4         | 27        | 67.5         | 25        | 62.5         |
| 75 - 150        | 15        | 41.7         | 10        | 24.4         | 8         | 20.0         | 8         | 20.0         |
| 151 - 300       | 1         | 2.8          | 2         | 4.9          | 3         | 7.5          | 4         | 10.0         |
| 301 - 500       | 1         | 2.8          | 1         | 2.4          | 1         | 2.5          | 1         | 2.5          |
| 501 - 1000      | 0         | -            | 0         | -            | 0         | -            | 0         | -            |
| > 1000          | 0         | -            | 0         | -            | 0         | -            | 0         | -            |
| Not Reporting   | 1         | 2.8          | 2         | 4.9          | 1         | 2.5          | 2         | 5.0          |
| <b>Total</b>    | <b>36</b> | <b>100.0</b> | <b>41</b> | <b>100.0</b> | <b>40</b> | <b>100.0</b> | <b>40</b> | <b>100.0</b> |

**Table 1.6-A Number of Accredited Schools Offering Approved Degrees by Category  
All Member Schools**

| <b>Degree Category</b>                                                            | <b>2018-2019</b> | <b>2019-2020</b> |
|-----------------------------------------------------------------------------------|------------------|------------------|
| Basic Programs Oriented Toward Ministerial Leadership, Master of Divinity Program | 245              | 245              |
| Basic Programs Oriented Toward Ministerial Leadership                             | 191              | 191              |
| Basic Programs Oriented Toward General Theological Studies                        | 227              | 225              |
| Advanced Programs Oriented Toward Ministerial Leadership                          | 165              | 163              |
| Advanced Programs Primarily Oriented Toward Theological Research and Teaching     | 109              | 108              |

**Table 1.6-B Number of Accredited Schools Offering Approved Degrees by Category  
United States**

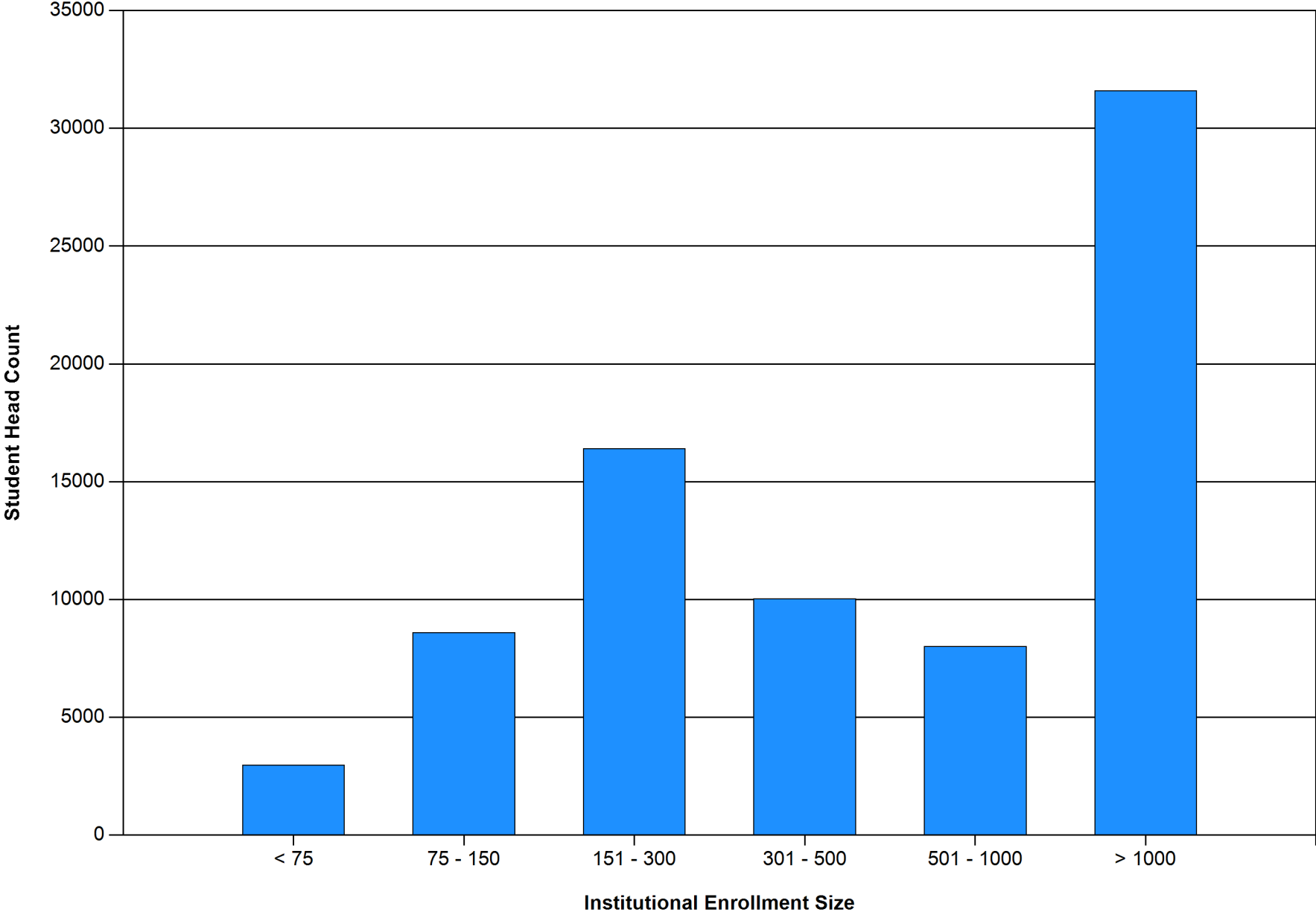
| <b>Degree Category</b>                                                            | <b>2018-2019</b> | <b>2019-2020</b> |
|-----------------------------------------------------------------------------------|------------------|------------------|
| Basic Programs Oriented Toward Ministerial Leadership, Master of Divinity Program | 210              | 210              |
| Basic Programs Oriented Toward Ministerial Leadership                             | 171              | 171              |
| Basic Programs Oriented Toward General Theological Studies                        | 194              | 192              |
| Advanced Programs Oriented Toward Ministerial Leadership                          | 146              | 144              |
| Advanced Programs Primarily Oriented Toward Theological Research and Teaching     | 89               | 88               |

**Table 1.6-C Number of Accredited Schools Offering Approved Degrees by Category  
Canada**

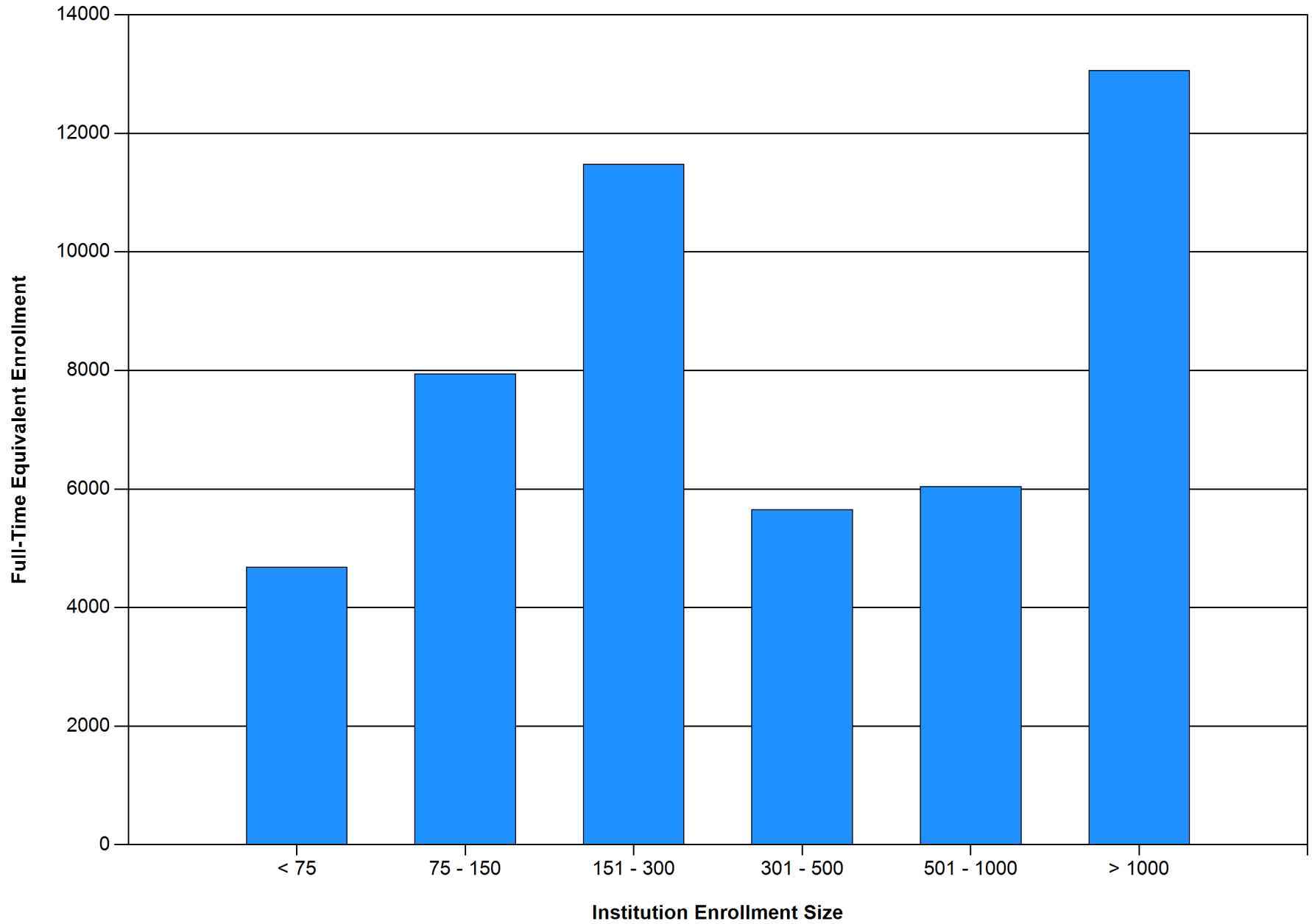
| <b>Degree Category</b>                                                            | <b>2018-2019</b> | <b>2019-2020</b> |
|-----------------------------------------------------------------------------------|------------------|------------------|
| Basic Programs Oriented Toward Ministerial Leadership, Master of Divinity Program | 35               | 35               |
| Basic Programs Oriented Toward Ministerial Leadership                             | 20               | 20               |
| Basic Programs Oriented Toward General Theological Studies                        | 33               | 33               |
| Advanced Programs Oriented Toward Ministerial Leadership                          | 19               | 19               |
| Advanced Programs Primarily Oriented Toward Theological Research and Teaching     | 20               | 20               |



Graph 1A Distribution of Students at All Member Schools by Head Count Enrollment



**Graph 1B Distribution of Students at All Member Schools by Full-Time Equivalent Enrollment**



**Table 2.1-A Applications, Acceptances, and Enrollees**

**All Schools**

| <b>Category</b>     | <b>Basic Ministerial Leadership MDiv</b> | <b>Basic Ministerial Leadership Non-MDiv</b> | <b>General Theological Studies</b> | <b>Advanced Ministerial Leadership</b> | <b>Advanced Theological Research</b> |
|---------------------|------------------------------------------|----------------------------------------------|------------------------------------|----------------------------------------|--------------------------------------|
| <b>Applications</b> |                                          |                                              |                                    |                                        |                                      |
| 2018                | 13,569                                   | 6,168                                        | 7,100                              | 3,665                                  | 3,470                                |
| 2019                | 14,506                                   | 7,119                                        | 7,412                              | 4,279                                  | 3,446                                |
| <b>Acceptances</b>  |                                          |                                              |                                    |                                        |                                      |
| 2018                | 10,690                                   | 4,608                                        | 5,363                              | 2,727                                  | 1,653                                |
| % of applications   | 78.8                                     | 74.7                                         | 75.5                               | 74.4                                   | 47.6                                 |
| 2019                | 10,944                                   | 5,100                                        | 5,364                              | 2,804                                  | 1,641                                |
| % of applications   | 75.4                                     | 71.6                                         | 72.4                               | 65.5                                   | 47.6                                 |
| <b>Enrollees</b>    |                                          |                                              |                                    |                                        |                                      |
| 2018                | 7,289                                    | 3,311                                        | 3,685                              | 2,091                                  | 1,134                                |
| % of acceptances    | 68.2                                     | 71.9                                         | 68.7                               | 76.7                                   | 68.6                                 |
| 2019                | 7,406                                    | 3,673                                        | 3,644                              | 2,087                                  | 1,120                                |
| % of acceptances    | 67.7                                     | 72.0                                         | 67.9                               | 74.4                                   | 68.3                                 |

**Table 2.1-B Applications, Acceptances, and Enrollees**

**United States**

| <b>Category</b>     | <b>Basic Ministerial Leadership MDiv</b> | <b>Basic Ministerial Leadership Non-MDiv</b> | <b>General Theological Studies</b> | <b>Advanced Ministerial Leadership</b> | <b>Advanced Theological Research</b> |
|---------------------|------------------------------------------|----------------------------------------------|------------------------------------|----------------------------------------|--------------------------------------|
| <b>Applications</b> |                                          |                                              |                                    |                                        |                                      |
| 2018                | 12,790                                   | 5,816                                        | 6,573                              | 3,525                                  | 3,228                                |
| 2019                | 13,892                                   | 6,710                                        | 6,860                              | 4,147                                  | 3,184                                |
| <b>Acceptances</b>  |                                          |                                              |                                    |                                        |                                      |
| 2018                | 10,087                                   | 4,311                                        | 4,944                              | 2,615                                  | 1,511                                |
| % of applications   | 78.9                                     | 74.1                                         | 75.2                               | 74.2                                   | 46.8                                 |
| 2019                | 10,427                                   | 4,764                                        | 4,926                              | 2,713                                  | 1,484                                |
| % of applications   | 75.1                                     | 71.0                                         | 71.8                               | 65.4                                   | 46.6                                 |
| <b>Enrollees</b>    |                                          |                                              |                                    |                                        |                                      |
| 2018                | 6,825                                    | 3,096                                        | 3,393                              | 1,997                                  | 1,044                                |
| % of acceptances    | 67.7                                     | 71.8                                         | 68.6                               | 76.4                                   | 69.1                                 |
| 2019                | 7,022                                    | 3,417                                        | 3,336                              | 2,023                                  | 1,008                                |
| % of acceptances    | 67.3                                     | 71.7                                         | 67.7                               | 74.6                                   | 67.9                                 |

**Table 2.1-C Applications, Acceptances, and Enrollees**

**Canada**

| <b>Category</b>     | <b>Basic Ministerial Leadership MDiv</b> | <b>Basic Ministerial Leadership Non-MDiv</b> | <b>General Theological Studies</b> | <b>Advanced Ministerial Leadership</b> | <b>Advanced Theological Research</b> |
|---------------------|------------------------------------------|----------------------------------------------|------------------------------------|----------------------------------------|--------------------------------------|
| <b>Applications</b> |                                          |                                              |                                    |                                        |                                      |
| 2018                | 779                                      | 352                                          | 527                                | 140                                    | 242                                  |
| 2019                | 614                                      | 409                                          | 552                                | 132                                    | 262                                  |
| <b>Acceptances</b>  |                                          |                                              |                                    |                                        |                                      |
| 2018                | 603                                      | 297                                          | 419                                | 112                                    | 142                                  |
| % of applications   | 77.4                                     | 84.4                                         | 79.5                               | 80.0                                   | 58.7                                 |
| 2019                | 517                                      | 336                                          | 438                                | 91                                     | 157                                  |
| % of applications   | 84.2                                     | 82.2                                         | 79.3                               | 68.9                                   | 59.9                                 |
| <b>Enrollees</b>    |                                          |                                              |                                    |                                        |                                      |
| 2018                | 464                                      | 215                                          | 292                                | 94                                     | 90                                   |
| % of acceptances    | 76.9                                     | 72.4                                         | 69.7                               | 83.9                                   | 63.4                                 |
| 2019                | 384                                      | 256                                          | 308                                | 64                                     | 112                                  |
| % of acceptances    | 74.3                                     | 76.2                                         | 70.3                               | 70.3                                   | 71.3                                 |

**Table 2.2-A Head Count Enrollment - All Member Schools**

| Year | Schools Reporting | MDiv   |       | Ministerial Non-MDiv |       | General Theological |       | Advanced Ministerial |      | Advanced Research |       | Total Degrees |      | Other |        | Total Enrollment |      |
|------|-------------------|--------|-------|----------------------|-------|---------------------|-------|----------------------|------|-------------------|-------|---------------|------|-------|--------|------------------|------|
|      |                   | N      | %     | N                    | %     | N                   | %     | N                    | %    | N                 | %     | N             | %    | N     | %      | N                | %    |
| 2015 | 270               | 29,937 |       | 12,010               |       | 10,151              |       | 9,562                |      | 5,709             |       | 67,369        |      | 4,869 |        | 72,238           |      |
| 2016 | 272               | 29,282 | (2.2) | 12,411               | 3.3   | 10,474              | 3.2   | 9,473                | (.9) | 5,881             | 3     | 67,521        | .2   | 4,698 | (3.5)  | 72,219           |      |
| 2017 | 268               | 28,581 | (2.4) | 12,148               | (2.1) | 11,165              | 6.6   | 9,535                | .7   | 5,764             | (2)   | 67,193        | (.5) | 5,956 | 26.8   | 73,149           | 1.3  |
| 2018 | 276               | 30,869 | 8     | 13,105               | 7.9   | 13,439              | 20.4  | 9,897                | 3.8  | 5,897             | 2.3   | 73,207        | 9    | 4,835 | (18.8) | 78,042           | 6.7  |
| 2019 | 272               | 30,803 | (.2)  | 13,461               | 2.7   | 12,878              | (4.2) | 10,713               | 8.2  | 5,362             | (9.1) | 73,217        |      | 4,422 | (8.5)  | 77,639           | (.5) |

**Table 2.2-B Head Count Enrollment - United States**

| Year | Schools Reporting | MDiv   |       | Ministerial Non-MDiv |       | General Theological |       | Advanced Ministerial |       | Advanced Research |       | Total Degrees |      | Other |        | Total Enrollment |      |
|------|-------------------|--------|-------|----------------------|-------|---------------------|-------|----------------------|-------|-------------------|-------|---------------|------|-------|--------|------------------|------|
|      |                   | N      | %     | N                    | %     | N                   | %     | N                    | %     | N                 | %     | N             | %    | N     | %      | N                | %    |
| 2015 | 231               | 28,318 |       | 11,084               |       | 9,133               |       | 9,280                |       | 5,207             |       | 63,022        |      | 3,979 |        | 67,001           |      |
| 2016 | 234               | 27,639 | (2.4) | 11,607               | 4.7   | 9,337               | 2.2   | 9,165                | (1.2) | 5,405             | 3.8   | 63,153        | .2   | 3,810 | (4.2)  | 66,963           | (.1) |
| 2017 | 230               | 27,011 | (2.3) | 11,331               | (2.4) | 9,990               | 7     | 9,264                | 1.1   | 5,267             | (2.6) | 62,863        | (.5) | 5,014 | 31.6   | 67,877           | 1.4  |
| 2018 | 237               | 29,220 | 8.2   | 12,314               | 8.7   | 12,290              | 23    | 9,599                | 3.6   | 5,458             | 3.6   | 68,881        | 9.6  | 3,943 | (21.4) | 72,824           | 7.3  |
| 2019 | 234               | 29,162 | (.2)  | 12,631               | 2.6   | 11,735              | (4.5) | 10,439               | 8.8   | 4,940             | (9.5) | 68,907        |      | 3,683 | (6.6)  | 72,590           | (.3) |

**Table 2.2-C Head Count Enrollment - Canada**

| Year | Schools Reporting | MDiv  |       | Ministerial Non-MDiv |        | General Theological |       | Advanced Ministerial |       | Advanced Research |        | Total Degrees |      | Other |        | Total Enrollment |       |
|------|-------------------|-------|-------|----------------------|--------|---------------------|-------|----------------------|-------|-------------------|--------|---------------|------|-------|--------|------------------|-------|
|      |                   | N     | %     | N                    | %      | N                   | %     | N                    | %     | N                 | %      | N             | %    | N     | %      | N                | %     |
| 2015 | 39                | 1,619 |       | 926                  |        | 1,018               |       | 282                  |       | 502               |        | 4,347         |      | 890   |        | 5,237            |       |
| 2016 | 38                | 1,643 | 1.5   | 804                  | (13.2) | 1,137               | 11.7  | 308                  | 9.2   | 476               | (5.2)  | 4,368         | .5   | 888   | (.2)   | 5,256            | .4    |
| 2017 | 38                | 1,570 | (4.4) | 817                  | 1.6    | 1,175               | 3.3   | 271                  | (12)  | 497               | 4.4    | 4,330         | (.9) | 942   | 6.1    | 5,272            | .3    |
| 2018 | 39                | 1,649 | 5     | 791                  | (3.2)  | 1,149               | (2.2) | 298                  | 10    | 439               | (11.7) | 4,326         | (.1) | 892   | (5.3)  | 5,218            | (1)   |
| 2019 | 38                | 1,641 | (.5)  | 830                  | 4.9    | 1,143               | (.5)  | 274                  | (8.1) | 422               | (3.9)  | 4,310         | (.4) | 739   | (17.2) | 5,049            | (3.2) |

Tables 2.2 through 2.7 report the fall head count and full time equivalent enrollments over a five-year period. The tables also indicate the percentage of increase or decrease in the program area's enrollment from the previous year.

**Table 2.3-A Full-Time Equivalent Enrollment - All Member Schools**

| Year | Schools Reporting | MDiv   |       | Ministerial Non-MDiv |     | General Theological |       | Advanced Ministerial |      | Advanced Research |       | Total Degrees |      | Other |       | Total Enrollment |      |
|------|-------------------|--------|-------|----------------------|-----|---------------------|-------|----------------------|------|-------------------|-------|---------------|------|-------|-------|------------------|------|
|      |                   | N      | %     | N                    | %   | N                   | %     | N                    | %    | N                 | %     | N             | %    | N     | %     | N                | %    |
| 2015 | 270               | 21,330 |       | 6,985                |     | 5,413               |       | 3,609                |      | 5,016             |       | 42,353        |      | 2,237 |       | 44,590           |      |
| 2016 | 272               | 21,557 | 1.1   | 7,533                | 7.8 | 5,646               | 4.3   | 3,604                | (.1) | 5,168             | 3     | 43,508        | 2.7  | 2,194 | (1.9) | 45,702           | 2.5  |
| 2017 | 268               | 21,227 | (1.5) | 7,668                | 1.8 | 6,023               | 6.7   | 3,713                | 3    | 5,021             | (2.8) | 43,652        | .3   | 2,377 | 8.3   | 46,029           | .7   |
| 2018 | 276               | 21,934 | 3.3   | 8,264                | 7.8 | 7,621               | 26.5  | 4,097                | 10.3 | 5,110             | 1.8   | 47,026        | 7.7  | 2,285 | (3.9) | 49,311           | 7.1  |
| 2019 | 272               | 22,018 | .4    | 8,366                | 1.2 | 7,107               | (6.7) | 4,531                | 10.6 | 4,877             | (4.6) | 46,899        | (.3) | 2,073 | (9.3) | 48,972           | (.7) |

**Table 2.3-B Full-Time Equivalent Enrollment - United States**

| Year | Schools Reporting | MDiv   |       | Ministerial Non-MDiv |     | General Theological |       | Advanced Ministerial |      | Advanced Research |       | Total Degrees |      | Other |       | Total Enrollment |      |
|------|-------------------|--------|-------|----------------------|-----|---------------------|-------|----------------------|------|-------------------|-------|---------------|------|-------|-------|------------------|------|
|      |                   | N      | %     | N                    | %   | N                   | %     | N                    | %    | N                 | %     | N             | %    | N     | %     | N                | %    |
| 2015 | 231               | 20,351 |       | 6,557                |     | 4,951               |       | 3,515                |      | 4,566             |       | 39,940        |      | 1,938 |       | 41,878           |      |
| 2016 | 234               | 20,506 | .8    | 7,170                | 9.3 | 5,131               | 3.6   | 3,493                | (.6) | 4,736             | 3.7   | 41,036        | 2.7  | 1,904 | (1.8) | 42,940           | 2.5  |
| 2017 | 230               | 20,231 | (1.3) | 7,262                | 1.3 | 5,497               | 7.1   | 3,611                | 3.4  | 4,567             | (3.6) | 41,168        | .3   | 2,071 | 8.8   | 43,239           | .7   |
| 2018 | 237               | 20,898 | 3.3   | 7,841                | 8   | 7,124               | 29.6  | 3,971                | 10   | 4,722             | 3.4   | 44,556        | 8.2  | 1,991 | (3.9) | 46,547           | 7.7  |
| 2019 | 234               | 20,954 | .3    | 7,908                | .9  | 6,574               | (7.7) | 4,414                | 11.2 | 4,506             | (4.6) | 44,356        | (.4) | 1,807 | (9.2) | 46,163           | (.8) |

**Table 2.3-C Full-Time Equivalent Enrollment - Canada**

| Year | Schools Reporting | MDiv  |       | Ministerial Non-MDiv |        | General Theological |       | Advanced Ministerial |       | Advanced Research |        | Total Degrees |      | Other |       | Total Enrollment |      |
|------|-------------------|-------|-------|----------------------|--------|---------------------|-------|----------------------|-------|-------------------|--------|---------------|------|-------|-------|------------------|------|
|      |                   | N     | %     | N                    | %      | N                   | %     | N                    | %     | N                 | %      | N             | %    | N     | %     | N                | %    |
| 2015 | 39                | 979   |       | 428                  |        | 461                 |       | 94                   |       | 450               |        | 2,412         |      | 298   |       | 2,710            |      |
| 2016 | 38                | 1,050 | 7.3   | 363                  | (15.2) | 514                 | 11.5  | 110                  | 17    | 431               | (4.2)  | 2,468         | 2.3  | 289   | (3)   | 2,757            | 1.7  |
| 2017 | 38                | 995   | (5.2) | 405                  | 11.6   | 525                 | 2.1   | 101                  | (8.2) | 454               | 5.3    | 2,480         | .5   | 306   | 5.9   | 2,786            | 1.1  |
| 2018 | 39                | 1,036 | 4.1   | 423                  | 4.4    | 496                 | (5.5) | 125                  | 23.8  | 387               | (14.8) | 2,467         | (.5) | 293   | (4.2) | 2,760            | (.9) |
| 2019 | 38                | 1,063 | 2.6   | 457                  | 8      | 532                 | 7.3   | 116                  | (7.2) | 370               | (4.4)  | 2,538         | 2.9  | 265   | (9.6) | 2,803            | 1.6  |

Tables 2.2 through 2.7 report the fall head count and full time equivalent enrollments over a five-year period. The tables also indicate the percentage of increase or decrease in the program area's enrollment from the previous year.

**Table 2.4-A Head Count Enrollment - All Protestant and Inter/Nondenominational Schools - All Member Schools**

| Year | Schools Reporting | MDiv   |       | Ministerial Non-MDiv |       | General Theological |       | Advanced Ministerial |      | Advanced Research |       | Total Degrees |      | Other |        | Total Enrollment |      |
|------|-------------------|--------|-------|----------------------|-------|---------------------|-------|----------------------|------|-------------------|-------|---------------|------|-------|--------|------------------|------|
|      |                   | N      | %     | N                    | %     | N                   | %     | N                    | %    | N                 | %     | N             | %    | N     | %      | N                | %    |
| 2015 | 212               | 26,980 |       | 10,761               |       | 8,557               |       | 9,333                |      | 5,241             |       | 60,872        |      | 4,034 |        | 64,906           |      |
| 2016 | 213               | 26,347 | (2.3) | 11,260               | 4.6   | 8,668               | 1.3   | 9,246                | (.9) | 5,409             | 3.2   | 60,930        | .1   | 3,767 | (6.6)  | 64,697           | (.3) |
| 2017 | 209               | 25,695 | (2.5) | 11,044               | (1.9) | 9,211               | 6.3   | 9,324                | .8   | 5,320             | (1.6) | 60,594        | (.6) | 5,212 | 38.4   | 65,806           | 1.7  |
| 2018 | 215               | 27,916 | 8.6   | 11,938               | 8.1   | 11,253              | 22.2  | 9,691                | 3.9  | 5,355             | .7    | 66,153        | 9.2  | 3,949 | (24.2) | 70,102           | 6.5  |
| 2019 | 212               | 28,044 | .5    | 12,329               | 3.3   | 10,782              | (4.2) | 10,537               | 8.7  | 4,833             | (9.7) | 66,525        | .6   | 3,721 | (5.8)  | 70,246           | .2   |

**Table 2.4-B Head Count Enrollment - All Protestant and Inter/Nondenominational Schools - United States**

| Year | Schools Reporting | MDiv   |       | Ministerial Non-MDiv |       | General Theological |       | Advanced Ministerial |       | Advanced Research |        | Total Degrees |      | Other |        | Total Enrollment |      |
|------|-------------------|--------|-------|----------------------|-------|---------------------|-------|----------------------|-------|-------------------|--------|---------------|------|-------|--------|------------------|------|
|      |                   | N      | %     | N                    | %     | N                   | %     | N                    | %     | N                 | %      | N             | %    | N     | %      | N                | %    |
| 2015 | 181               | 25,545 |       | 10,033               |       | 7,660               |       | 9,079                |       | 4,873             |        | 57,190        |      | 3,256 |        | 60,446           |      |
| 2016 | 183               | 24,908 | (2.5) | 10,640               | 6.1   | 7,652               | (.1)  | 8,962                | (1.3) | 5,056             | 3.8    | 57,218        |      | 2,986 | (8.3)  | 60,204           | (.4) |
| 2017 | 179               | 24,323 | (2.3) | 10,400               | (2.3) | 8,154               | 6.6   | 9,070                | 1.2   | 4,926             | (2.6)  | 56,873        | (.6) | 4,370 | 46.3   | 61,243           | 1.7  |
| 2018 | 184               | 26,488 | 8.9   | 11,295               | 8.6   | 10,226              | 25.4  | 9,406                | 3.7   | 5,012             | 1.7    | 62,427        | 9.8  | 3,118 | (28.6) | 65,545           | 7    |
| 2019 | 181               | 26,591 | .4    | 11,654               | 3.2   | 9,745               | (4.7) | 10,273               | 9.2   | 4,477             | (10.7) | 62,740        | .5   | 3,091 | (.9)   | 65,831           | .4   |

**Table 2.4-C Head Count Enrollment - All Protestant and Inter/Nondenominational Schools - Canada**

| Year | Schools Reporting | MDiv  |       | Ministerial Non-MDiv |        | General Theological |       | Advanced Ministerial |        | Advanced Research |        | Total Degrees |     | Other |        | Total Enrollment |       |
|------|-------------------|-------|-------|----------------------|--------|---------------------|-------|----------------------|--------|-------------------|--------|---------------|-----|-------|--------|------------------|-------|
|      |                   | N     | %     | N                    | %      | N                   | %     | N                    | %      | N                 | %      | N             | %   | N     | %      | N                | %     |
| 2015 | 31                | 1,435 |       | 728                  |        | 897                 |       | 254                  |        | 368               |        | 3,682         |     | 778   |        | 4,460            |       |
| 2016 | 30                | 1,439 | .3    | 620                  | (14.8) | 1,016               | 13.3  | 284                  | 11.8   | 353               | (4.1)  | 3,712         | .8  | 781   | .4     | 4,493            | .7    |
| 2017 | 30                | 1,372 | (4.7) | 644                  | 3.9    | 1,057               | 4     | 254                  | (10.6) | 394               | 11.6   | 3,721         | .2  | 842   | 7.8    | 4,563            | 1.6   |
| 2018 | 31                | 1,428 | 4.1   | 643                  | (.2)   | 1,027               | (2.8) | 285                  | 12.2   | 343               | (12.9) | 3,726         | .1  | 831   | (1.3)  | 4,557            | (.1)  |
| 2019 | 31                | 1,453 | 1.8   | 675                  | 5      | 1,037               | 1     | 264                  | (7.4)  | 356               | 3.8    | 3,785         | 1.6 | 630   | (24.2) | 4,415            | (3.1) |

Tables 2.2 through 2.7 report the fall head count and full time equivalent enrollments over a five-year period. The tables also indicate the percentage of increase or decrease in the program area's enrollment from the previous year.



**Table 2.5-A Full-Time Equivalent Enrollment - All Protestant and Inter/Nondenominational Schools - All Member Schools**

| Year | Schools Reporting | MDiv   |       | Ministerial Non-MDiv |     | General Theological |       | Advanced Ministerial |      | Advanced Research |       | Total Degrees |     | Other |        | Total Enrollment |      |
|------|-------------------|--------|-------|----------------------|-----|---------------------|-------|----------------------|------|-------------------|-------|---------------|-----|-------|--------|------------------|------|
|      |                   | N      | %     | N                    | %   | N                   | %     | N                    | %    | N                 | %     | N             | %   | N     | %      | N                | %    |
| 2015 | 212               | 18,811 |       | 6,335                |     | 4,513               |       | 3,533                |      | 4,566             |       | 37,758        |     | 1,671 |        | 39,429           |      |
| 2016 | 213               | 18,908 | .5    | 6,914                | 9.1 | 4,588               | 1.7   | 3,528                | (.1) | 4,725             | 3.5   | 38,663        | 2.4 | 1,631 | (2.4)  | 40,294           | 2.2  |
| 2017 | 209               | 18,571 | (1.8) | 7,110                | 2.8 | 4,851               | 5.7   | 3,643                | 3.3  | 4,597             | (2.7) | 38,772        | .3  | 1,923 | 17.9   | 40,695           | 1    |
| 2018 | 215               | 19,259 | 3.7   | 7,643                | 7.5 | 6,224               | 28.3  | 4,029                | 10.6 | 4,601             | .1    | 41,756        | 7.7 | 1,642 | (14.6) | 43,398           | 6.6  |
| 2019 | 212               | 19,466 | 1.1   | 7,722                | 1   | 5,731               | (7.9) | 4,472                | 11   | 4,373             | (5)   | 41,764        |     | 1,593 | (3)    | 43,357           | (.1) |

**Table 2.5-B Full-Time Equivalent Enrollment - All Protestant and Inter/Nondenominational Schools - United States**

| Year | Schools Reporting | MDiv   |       | Ministerial Non-MDiv |      | General Theological |       | Advanced Ministerial |      | Advanced Research |       | Total Degrees |      | Other |        | Total Enrollment |      |
|------|-------------------|--------|-------|----------------------|------|---------------------|-------|----------------------|------|-------------------|-------|---------------|------|-------|--------|------------------|------|
|      |                   | N      | %     | N                    | %    | N                   | %     | N                    | %    | N                 | %     | N             | %    | N     | %      | N                | %    |
| 2015 | 181               | 17,955 |       | 5,974                |      | 4,098               |       | 3,448                |      | 4,240             |       | 35,715        |      | 1,421 |        | 37,136           |      |
| 2016 | 183               | 18,004 | .3    | 6,627                | 10.9 | 4,122               | .6    | 3,426                | (.6) | 4,406             | 3.9   | 36,585        | 2.4  | 1,385 | (2.5)  | 37,970           | 2.2  |
| 2017 | 179               | 17,714 | (1.6) | 6,769                | 2.1  | 4,373               | 6.1   | 3,547                | 3.5  | 4,240             | (3.8) | 36,643        | .2   | 1,657 | 19.6   | 38,300           | .9   |
| 2018 | 184               | 18,360 | 3.6   | 7,275                | 7.5  | 5,764               | 31.8  | 3,907                | 10.1 | 4,297             | 1.3   | 39,603        | 8.1  | 1,370 | (17.3) | 40,973           | 7    |
| 2019 | 181               | 18,547 | 1     | 7,314                | .5   | 5,250               | (8.9) | 4,359                | 11.6 | 4,060             | (5.5) | 39,530        | (.2) | 1,381 | .8     | 40,911           | (.2) |

**Table 2.5-C Full-Time Equivalent Enrollment - All Protestant and Inter/Nondenominational Schools - Canada**

| Year | Schools Reporting | MDiv |       | Ministerial Non-MDiv |        | General Theological |     | Advanced Ministerial |       | Advanced Research |        | Total Degrees |     | Other |        | Total Enrollment |     |
|------|-------------------|------|-------|----------------------|--------|---------------------|-----|----------------------|-------|-------------------|--------|---------------|-----|-------|--------|------------------|-----|
|      |                   | N    | %     | N                    | %      | N                   | %   | N                    | %     | N                 | %      | N             | %   | N     | %      | N                | %   |
| 2015 | 31                | 855  |       | 360                  |        | 415                 |     | 84                   |       | 326               |        | 2,040         |     | 250   |        | 2,290            |     |
| 2016 | 30                | 903  | 5.6   | 287                  | (20.3) | 465                 | 12  | 102                  | 21.4  | 318               | (2.5)  | 2,075         | 1.7 | 245   | (2)    | 2,320            | 1.3 |
| 2017 | 30                | 857  | (5.1) | 340                  | 18.5   | 478                 | 2.8 | 96                   | (5.9) | 357               | 12.3   | 2,128         | 2.6 | 266   | 8.6    | 2,394            | 3.2 |
| 2018 | 31                | 899  | 4.9   | 367                  | 7.9    | 459                 | (4) | 121                  | 26    | 303               | (15.1) | 2,149         | 1   | 272   | 2.3    | 2,421            | 1.1 |
| 2019 | 31                | 918  | 2.1   | 407                  | 10.9   | 480                 | 4.6 | 113                  | (6.6) | 312               | 3      | 2,230         | 3.8 | 212   | (22.1) | 2,442            | .9  |

Tables 2.2 through 2.7 report the fall head count and full time equivalent enrollments over a five-year period. The tables also indicate the percentage of increase or decrease in the program area's enrollment from the previous year.

**Table 2.6-A Head Count Enrollment - All Roman Catholic Schools - All Member Schools**

| Year | Schools Reporting | MDiv  |       | Ministerial Non-MDiv |       | General Theological |       | Advanced Ministerial |        | Advanced Research |       | Total Degrees |       | Other |        | Total Enrollment |       |
|------|-------------------|-------|-------|----------------------|-------|---------------------|-------|----------------------|--------|-------------------|-------|---------------|-------|-------|--------|------------------|-------|
|      |                   | N     | %     | N                    | %     | N                   | %     | N                    | %      | N                 | %     | N             | %     | N     | %      | N                | %     |
| 2015 | 53                | 2,805 |       | 1,231                |       | 1,559               |       | 202                  |        | 454               |       | 6,251         |       | 825   |        | 7,076            |       |
| 2016 | 55                | 2,780 | (.9)  | 1,146                | (6.9) | 1,771               | 13.6  | 211                  | 4.5    | 452               | (.4)  | 6,360         | 1.7   | 923   | 11.9   | 7,283            | 2.9   |
| 2017 | 55                | 2,726 | (1.9) | 1,099                | (4.1) | 1,927               | 8.8   | 194                  | (8.1)  | 426               | (5.8) | 6,372         | .2    | 739   | (19.9) | 7,111            | (2.4) |
| 2018 | 55                | 2,740 | .5    | 1,155                | 5.1   | 2,156               | 11.9  | 188                  | (3.1)  | 460               | 8     | 6,699         | 5.1   | 642   | (13.1) | 7,341            | 3.2   |
| 2019 | 54                | 2,549 | (7)   | 1,109                | (4)   | 2,066               | (4.2) | 160                  | (14.9) | 382               | (17)  | 6,266         | (6.5) | 593   | (7.6)  | 6,859            | (6.6) |

**Table 2.6-B Head Count Enrollment - All Roman Catholic Schools - United States**

| Year | Schools Reporting | MDiv  |       | Ministerial Non-MDiv |       | General Theological |       | Advanced Ministerial |        | Advanced Research |        | Total Degrees |       | Other |        | Total Enrollment |       |
|------|-------------------|-------|-------|----------------------|-------|---------------------|-------|----------------------|--------|-------------------|--------|---------------|-------|-------|--------|------------------|-------|
|      |                   | N     | %     | N                    | %     | N                   | %     | N                    | %      | N                 | %      | N             | %     | N     | %      | N                | %     |
| 2015 | 45                | 2,621 |       | 1,033                |       | 1,438               |       | 174                  |        | 320               |        | 5,586         |       | 713   |        | 6,299            |       |
| 2016 | 47                | 2,576 | (1.7) | 962                  | (6.9) | 1,650               | 14.7  | 187                  | 7.5    | 329               | 2.8    | 5,704         | 2.1   | 816   | 14.4   | 6,520            | 3.5   |
| 2017 | 47                | 2,528 | (1.9) | 926                  | (3.7) | 1,809               | 9.6   | 177                  | (5.3)  | 323               | (1.8)  | 5,763         | 1     | 639   | (21.7) | 6,402            | (1.8) |
| 2018 | 47                | 2,519 | (.4)  | 1,007                | 8.7   | 2,034               | 12.4  | 175                  | (1.1)  | 364               | 12.7   | 6,099         | 5.8   | 581   | (9.1)  | 6,680            | 4.3   |
| 2019 | 47                | 2,361 | (6.3) | 954                  | (5.3) | 1,960               | (3.6) | 150                  | (14.3) | 316               | (13.2) | 5,741         | (5.9) | 484   | (16.7) | 6,225            | (6.8) |

**Table 2.6-C Head Count Enrollment - All Roman Catholic Schools - Canada**

| Year | Schools Reporting | MDiv |        | Ministerial Non-MDiv |        | General Theological |        | Advanced Ministerial |        | Advanced Research |        | Total Degrees |        | Other |       | Total Enrollment |       |
|------|-------------------|------|--------|----------------------|--------|---------------------|--------|----------------------|--------|-------------------|--------|---------------|--------|-------|-------|------------------|-------|
|      |                   | N    | %      | N                    | %      | N                   | %      | N                    | %      | N                 | %      | N             | %      | N     | %     | N                | %     |
| 2015 | 8                 | 184  |        | 198                  |        | 121                 |        | 28                   |        | 134               |        | 665           |        | 112   |       | 777              |       |
| 2016 | 8                 | 204  | 10.9   | 184                  | (7.1)  | 121                 |        | 24                   | (14.3) | 123               | (8.2)  | 656           | (1.4)  | 107   | (4.5) | 763              | (1.8) |
| 2017 | 8                 | 198  | (2.9)  | 173                  | (6)    | 118                 | (2.5)  | 17                   | (29.2) | 103               | (16.3) | 609           | (7.2)  | 100   | (6.5) | 709              | (7.1) |
| 2018 | 8                 | 221  | 11.6   | 148                  | (14.5) | 122                 | 3.4    | 13                   | (23.5) | 96                | (6.8)  | 600           | (1.5)  | 61    | (39)  | 661              | (6.8) |
| 2019 | 7                 | 188  | (14.9) | 155                  | 4.7    | 106                 | (13.1) | 10                   | (23.1) | 66                | (31.3) | 525           | (12.5) | 109   | 78.7  | 634              | (4.1) |

Tables 2.2 through 2.7 report the fall head count and full time equivalent enrollments over a five-year period. The tables also indicate the percentage of increase or decrease in the program area's enrollment from the previous year.

**Table 2.7-A Full-Time Equivalent Enrollment - All Roman Catholic Schools - All Member Schools**

| Year | Schools Reporting | MDiv  |       | Ministerial Non-MDiv |       | General Theological |       | Advanced Ministerial |        | Advanced Research |        | Total Degrees |       | Other |        | Total Enrollment |       |
|------|-------------------|-------|-------|----------------------|-------|---------------------|-------|----------------------|--------|-------------------|--------|---------------|-------|-------|--------|------------------|-------|
|      |                   | N     | %     | N                    | %     | N                   | %     | N                    | %      | N                 | %      | N             | %     | N     | %      | N                | %     |
| 2015 | 53                | 2,374 |       | 641                  |       | 868                 |       | 67                   |        | 443               |        | 4,393         |       | 561   |        | 4,954            |       |
| 2016 | 55                | 2,499 | 5.3   | 616                  | (3.9) | 1,031               | 18.8  | 70                   | 4.5    | 437               | (1.4)  | 4,653         | 5.9   | 561   |        | 5,214            | 5.2   |
| 2017 | 55                | 2,501 | .1    | 555                  | (9.9) | 1,149               | 11.4  | 64                   | (8.6)  | 415               | (5)    | 4,684         | .7    | 453   | (19.3) | 5,137            | (1.5) |
| 2018 | 55                | 2,492 | (.4)  | 618                  | 11.4  | 1,369               | 19.1  | 62                   | (3.1)  | 436               | 5.1    | 4,977         | 6.3   | 412   | (9.1)  | 5,389            | 4.9   |
| 2019 | 54                | 2,366 | (5.1) | 636                  | 2.9   | 1,348               | (1.5) | 53                   | (14.5) | 361               | (17.2) | 4,764         | (4.3) | 373   | (9.5)  | 5,137            | (4.7) |

**Table 2.7-B Full-Time Equivalent Enrollment - All Roman Catholic Schools - United States**

| Year | Schools Reporting | MDiv  |       | Ministerial Non-MDiv |       | General Theological |       | Advanced Ministerial |        | Advanced Research |        | Total Degrees |       | Other |        | Total Enrollment |       |
|------|-------------------|-------|-------|----------------------|-------|---------------------|-------|----------------------|--------|-------------------|--------|---------------|-------|-------|--------|------------------|-------|
|      |                   | N     | %     | N                    | %     | N                   | %     | N                    | %      | N                 | %      | N             | %     | N     | %      | N                | %     |
| 2015 | 45                | 2,251 |       | 574                  |       | 822                 |       | 58                   |        | 319               |        | 4,024         |       | 513   |        | 4,537            |       |
| 2016 | 47                | 2,352 | 4.5   | 541                  | (5.7) | 982                 | 19.5  | 62                   | 6.9    | 324               | 1.6    | 4,261         | 5.9   | 517   | .8     | 4,778            | 5.3   |
| 2017 | 47                | 2,364 | .5    | 490                  | (9.4) | 1,101               | 12.1  | 58                   | (6.5)  | 319               | (1.5)  | 4,332         | 1.7   | 413   | (20.1) | 4,745            | (.7)  |
| 2018 | 47                | 2,355 | (.4)  | 562                  | 14.7  | 1,332               | 21    | 58                   |        | 352               | 10.3   | 4,659         | 7.5   | 391   | (5.3)  | 5,050            | 6.4   |
| 2019 | 47                | 2,222 | (5.6) | 586                  | 4.3   | 1,296               | (2.7) | 50                   | (13.8) | 304               | (13.6) | 4,458         | (4.3) | 320   | (18.2) | 4,778            | (5.4) |

**Table 2.7-C Full-Time Equivalent Enrollment - All Roman Catholic Schools - Canada**

| Year | Schools Reporting | MDiv |       | Ministerial Non-MDiv |        | General Theological |        | Advanced Ministerial |        | Advanced Research |        | Total Degrees |       | Other |        | Total Enrollment |        |
|------|-------------------|------|-------|----------------------|--------|---------------------|--------|----------------------|--------|-------------------|--------|---------------|-------|-------|--------|------------------|--------|
|      |                   | N    | %     | N                    | %      | N                   | %      | N                    | %      | N                 | %      | N             | %     | N     | %      | N                | %      |
| 2015 | 8                 | 123  |       | 67                   |        | 45                  |        | 9                    |        | 123               |        | 367           |       | 48    |        | 415              |        |
| 2016 | 8                 | 147  | 19.5  | 75                   | 11.9   | 49                  | 8.9    | 8                    | (11.1) | 113               | (8.1)  | 392           | 6.8   | 43    | (10.4) | 435              | 4.8    |
| 2017 | 8                 | 137  | (6.8) | 64                   | (14.7) | 47                  | (4.1)  | 5                    | (37.5) | 96                | (15)   | 349           | (11)  | 40    | (7)    | 389              | (10.6) |
| 2018 | 8                 | 136  | (.7)  | 55                   | (14.1) | 37                  | (21.3) | 4                    | (20)   | 83                | (13.5) | 315           | (9.7) | 21    | (47.5) | 336              | (13.6) |
| 2019 | 7                 | 144  | 5.9   | 50                   | (9.1)  | 51                  | 37.8   | 3                    | (25)   | 57                | (31.3) | 305           | (3.2) | 53    | 152.4  | 358              | 6.5    |

Tables 2.2 through 2.7 report the fall head count and full time equivalent enrollments over a five-year period. The tables also indicate the percentage of increase or decrease in the program area's enrollment from the previous year.

**Table 2.8-A Head Count Enrollment at Constant Set of Schools  
Compared with Total Head Count Enrollment- All Member Schools**

| Year | Same Set Enrollment |            |        | Total Enrollment |            |        | Same Set Enrollment as % of Total Enrollment |
|------|---------------------|------------|--------|------------------|------------|--------|----------------------------------------------|
|      | N                   | Head Count | % Chng | N                | Head Count | % Chng |                                              |
| 2015 | 256                 | 70,813     |        | 274              | 72,238     |        | 98                                           |
| 2016 | 256                 | 69,960     | -1.2   | 274              | 72,219     | 0.0    | 96.9                                         |
| 2017 | 256                 | 71,224     | 1.8    | 270              | 73,149     | 1.3    | 97.4                                         |
| 2018 | 256                 | 70,344     | -1.2   | 278              | 78,042     | 6.7    | 90.1                                         |
| 2019 | 256                 | 69,891     | -0.6   | 276              | 77,639     | -0.5   | 90                                           |

**Table 2.8-B Head Count Enrollment at Constant Set of Schools  
Compared with Total Head Count Enrollment- United States**

| Year | Same Set Enrollment |            |        | Total Enrollment |            |        | Same Set Enrollment as % of Total Enrollment |
|------|---------------------|------------|--------|------------------|------------|--------|----------------------------------------------|
|      | N                   | Head Count | % Chng | N                | Head Count | % Chng |                                              |
| 2015 | 219                 | 65,758     |        | 233              | 67,001     |        | 98.1                                         |
| 2016 | 219                 | 64,851     | -1.4   | 235              | 66,963     | -0.1   | 96.8                                         |
| 2017 | 219                 | 66,053     | 1.9    | 231              | 67,877     | 1.4    | 97.3                                         |
| 2018 | 219                 | 65,192     | -1.3   | 238              | 72,824     | 7.3    | 89.5                                         |
| 2019 | 219                 | 64,847     | -0.5   | 236              | 72,590     | -0.3   | 89.3                                         |

**Table 2.8-C Head Count Enrollment at Constant Set of Schools  
Compared with Total Head Count Enrollment- Canada**

| Year | Same Set Enrollment |            |        | Total Enrollment |            |        | Same Set Enrollment as % of Total Enrollment |
|------|---------------------|------------|--------|------------------|------------|--------|----------------------------------------------|
|      | N                   | Head Count | % Chng | N                | Head Count | % Chng |                                              |
| 2015 | 37                  | 5,055      |        | 41               | 5,237      |        | 96.5                                         |
| 2016 | 37                  | 5,109      | 1.1    | 39               | 5,256      | 0.4    | 97.2                                         |
| 2017 | 37                  | 5,171      | 1.2    | 39               | 5,272      | 0.3    | 98.1                                         |
| 2018 | 37                  | 5,152      | -0.4   | 40               | 5,218      | -1.0   | 98.7                                         |
| 2019 | 37                  | 5,044      | -2.1   | 40               | 5,049      | -3.2   | 99.9                                         |

Table 2.8 compares head count enrollment at a constant set of schools that were members of the Association for all five years and reported enrollment for the same period.

**Table 2.9-A Relation between Full-Time Equivalent and Head Count  
All Member Schools**

| Year | N   | Full-Time Equivalent | Head Count | Full-Time Equivalent as % of Head Count |
|------|-----|----------------------|------------|-----------------------------------------|
| 2015 | 270 | 44,593               | 72,238     | 61.7%                                   |
| 2016 | 272 | 45,705               | 72,219     | 63.3%                                   |
| 2017 | 268 | 46,031               | 73,149     | 62.9%                                   |
| 2018 | 276 | 49,313               | 78,042     | 63.2%                                   |
| 2019 | 272 | 48,973               | 77,639     | 63.1%                                   |

**Table 2.9-B Relation between Full-Time Equivalent and Head Count  
United States**

| Year | N   | Full-Time Equivalent | Head Count | Full-Time Equivalent as % of Head Count |
|------|-----|----------------------|------------|-----------------------------------------|
| 2015 | 231 | 41,881               | 67,001     | 62.5%                                   |
| 2016 | 234 | 42,944               | 66,963     | 64.1%                                   |
| 2017 | 230 | 43,243               | 67,877     | 63.7%                                   |
| 2018 | 237 | 46,550               | 72,824     | 63.9%                                   |
| 2019 | 234 | 46,167               | 72,590     | 63.6%                                   |

**Table 2.9-C Relation between Full-Time Equivalent and Head Count  
Canada**

| Year | N  | Full-Time Equivalent | Head Count | Full-Time Equivalent as % of Head Count |
|------|----|----------------------|------------|-----------------------------------------|
| 2015 | 39 | 2,711                | 5,237      | 51.8%                                   |
| 2016 | 38 | 2,761                | 5,256      | 52.5%                                   |
| 2017 | 38 | 2,788                | 5,272      | 52.9%                                   |
| 2018 | 39 | 2,763                | 5,218      | 53.0%                                   |
| 2019 | 38 | 2,806                | 5,049      | 55.6%                                   |

The difference between full-time equivalent and head count enrollments is a function of the proportion of students who are part-time.

**Table 2.10-A Head Count Enrollment by Degree Category and Program  
All Member Schools**

| Degree Program                               |                           | 2015          | 2016          | 2017          | 2018          | 2019          |
|----------------------------------------------|---------------------------|---------------|---------------|---------------|---------------|---------------|
| <b>Basic Ministerial Leadership MDiv</b>     | MDiv                      | 29,937        | 29,282        | 28,581        | 30,869        | 30,803        |
|                                              | <b>SubTotal</b>           | <b>29,937</b> | <b>29,282</b> | <b>28,581</b> | <b>30,869</b> | <b>30,803</b> |
| <b>Basic Ministerial Leadership Non-MDiv</b> | MPS/MAPS                  | 1,127         | 1,194         | 972           | 1,256         | 1,217         |
|                                              | MA in _____(Special)      | 9,650         | 9,765         | 10,112        | 10,321        | 10,846        |
|                                              | MCM/MSM                   | 137           | 205           | 98            | 627           | 554           |
|                                              | MRE/MCE/MA in RelEd/CE    | 1,096         | 1,247         | 966           | 901           | 844           |
|                                              | <b>SubTotal</b>           | <b>12,010</b> | <b>12,411</b> | <b>12,148</b> | <b>13,105</b> | <b>13,461</b> |
| <b>General Theological Studies</b>           | MA/MAR/MTS/MARS/MATS      | 10,151        | 10,474        | 11,165        | 13,439        | 12,878        |
|                                              | <b>SubTotal</b>           | <b>10,151</b> | <b>10,474</b> | <b>11,165</b> | <b>13,439</b> | <b>12,878</b> |
| <b>Advanced Ministerial Leadership</b>       | DMin                      | 8,928         | 8,796         | 8,727         | 8,700         | 9,274         |
|                                              | DEdMin/EdD                | 368           | 428           | 498           | 745           | 934           |
|                                              | DMiss                     | 111           | 93            | 110           | 130           | 69            |
|                                              | Doctor in _____ (Special) | 116           | 131           | 163           | 288           | 398           |
|                                              | DMA/DCM                   | 39            | 25            | 37            | 34            | 38            |
|                                              | <b>SubTotal</b>           | <b>9,562</b>  | <b>9,473</b>  | <b>9,535</b>  | <b>9,897</b>  | <b>10,713</b> |
| <b>Advanced Theological Research</b>         | ThM/MTh/STM               | 1,675         | 1,774         | 1,857         | 1,847         | 1,242         |
|                                              | ThD/PhD                   | 4,034         | 4,107         | 3,907         | 4,050         | 4,120         |
|                                              | <b>SubTotal</b>           | <b>5,709</b>  | <b>5,881</b>  | <b>5,764</b>  | <b>5,897</b>  | <b>5,362</b>  |
| <b>Certificate and Diploma</b>               | Certificate               | 2,676         | 2,615         | 3,839         | 2,894         | 2,858         |
|                                              | <b>SubTotal</b>           | <b>2,676</b>  | <b>2,615</b>  | <b>3,839</b>  | <b>2,894</b>  | <b>2,858</b>  |
| <b>Special Unclassified</b>                  | Special/Unclassified      | 2,193         | 2,083         | 2,117         | 1,941         | 1,564         |
|                                              | <b>SubTotal</b>           | <b>2,193</b>  | <b>2,083</b>  | <b>2,117</b>  | <b>1,941</b>  | <b>1,564</b>  |
| <b>Total</b>                                 |                           | <b>72,238</b> | <b>72,219</b> | <b>73,149</b> | <b>78,042</b> | <b>77,639</b> |

**Table 2.10-B Head Count Enrollment by Degree Category and Program  
United States**

| Degree Program                               |                           | 2015          | 2016          | 2017          | 2018          | 2019          |
|----------------------------------------------|---------------------------|---------------|---------------|---------------|---------------|---------------|
| <b>Basic Ministerial Leadership MDiv</b>     | MDiv                      | 28,318        | 27,639        | 27,011        | 29,220        | 29,162        |
|                                              | <b>SubTotal</b>           | <b>28,318</b> | <b>27,639</b> | <b>27,011</b> | <b>29,220</b> | <b>29,162</b> |
| <b>Basic Ministerial Leadership Non-MDiv</b> | MA in _____(Special)      | 9,000         | 9,257         | 9,622         | 9,842         | 10,335        |
|                                              | MPS/MAPS                  | 1,011         | 1,059         | 806           | 1,082         | 1,047         |
|                                              | MCM/MSM                   | 127           | 195           | 88            | 621           | 543           |
|                                              | MRE/MCE/MA in RelEd/CE    | 946           | 1,096         | 815           | 769           | 706           |
|                                              | <b>SubTotal</b>           | <b>11,084</b> | <b>11,607</b> | <b>11,331</b> | <b>12,314</b> | <b>12,631</b> |
| <b>General Theological Studies</b>           | MA/MAR/MTS/MARS/MATS      | 9,133         | 9,337         | 9,990         | 12,290        | 11,735        |
|                                              | <b>SubTotal</b>           | <b>9,133</b>  | <b>9,337</b>  | <b>9,990</b>  | <b>12,290</b> | <b>11,735</b> |
| <b>Advanced Ministerial Leadership</b>       | DMin                      | 8,646         | 8,500         | 8,473         | 8,442         | 9,038         |
|                                              | DEdMin/EdD                | 368           | 428           | 498           | 745           | 934           |
|                                              | DMiss                     | 111           | 93            | 110           | 130           | 69            |
|                                              | Doctor in _____ (Special) | 116           | 119           | 146           | 248           | 360           |
|                                              | DMA/DCM                   | 39            | 25            | 37            | 34            | 38            |
|                                              | <b>SubTotal</b>           | <b>9,280</b>  | <b>9,165</b>  | <b>9,264</b>  | <b>9,599</b>  | <b>10,439</b> |
| <b>Advanced Theological Research</b>         | ThM/MTh/STM               | 1,540         | 1,648         | 1,736         | 1,739         | 1,129         |
|                                              | ThD/PhD                   | 3,667         | 3,757         | 3,531         | 3,719         | 3,811         |
|                                              | <b>SubTotal</b>           | <b>5,207</b>  | <b>5,405</b>  | <b>5,267</b>  | <b>5,458</b>  | <b>4,940</b>  |
| <b>Certificate and Diploma</b>               | Certificate               | 2,208         | 2,187         | 3,367         | 2,410         | 2,414         |
|                                              | <b>SubTotal</b>           | <b>2,208</b>  | <b>2,187</b>  | <b>3,367</b>  | <b>2,410</b>  | <b>2,414</b>  |
| <b>Special Unclassified</b>                  | Special/Unclassified      | 1,771         | 1,623         | 1,647         | 1,533         | 1,269         |
|                                              | <b>SubTotal</b>           | <b>1,771</b>  | <b>1,623</b>  | <b>1,647</b>  | <b>1,533</b>  | <b>1,269</b>  |
| <b>Total</b>                                 |                           | <b>67,001</b> | <b>66,963</b> | <b>67,877</b> | <b>72,824</b> | <b>72,590</b> |

**Table 2.10-C Head Count Enrollment by Degree Category and Program  
Canada**

| Degree Program                               |                           | 2015         | 2016         | 2017         | 2018         | 2019         |
|----------------------------------------------|---------------------------|--------------|--------------|--------------|--------------|--------------|
| <b>Basic Ministerial Leadership MDiv</b>     | MDiv                      | 1,619        | 1,643        | 1,570        | 1,649        | 1,641        |
|                                              | <b>SubTotal</b>           | <b>1,619</b> | <b>1,643</b> | <b>1,570</b> | <b>1,649</b> | <b>1,641</b> |
| <b>Basic Ministerial Leadership Non-MDiv</b> | MRE/MCE/MA in RelEd/CE    | 150          | 151          | 151          | 132          | 138          |
|                                              | MA in _____(Special)      | 650          | 508          | 490          | 479          | 511          |
|                                              | MPS/MAPS                  | 116          | 135          | 166          | 174          | 170          |
|                                              | MCM/MSM                   | 10           | 10           | 10           | 6            | 11           |
|                                              | <b>SubTotal</b>           | <b>926</b>   | <b>804</b>   | <b>817</b>   | <b>791</b>   | <b>830</b>   |
| <b>General Theological Studies</b>           | MA/MAR/MTS/MARS/MATS      | 1,018        | 1,137        | 1,175        | 1,149        | 1,143        |
|                                              | <b>SubTotal</b>           | <b>1,018</b> | <b>1,137</b> | <b>1,175</b> | <b>1,149</b> | <b>1,143</b> |
| <b>Advanced Ministerial Leadership</b>       | DMin                      | 282          | 296          | 254          | 258          | 236          |
|                                              | Doctor in _____ (Special) |              | 12           | 17           | 40           | 38           |
|                                              | <b>SubTotal</b>           | <b>282</b>   | <b>308</b>   | <b>271</b>   | <b>298</b>   | <b>274</b>   |
| <b>Advanced Theological Research</b>         | ThM/MTh/STM               | 135          | 126          | 121          | 108          | 113          |
|                                              | ThD/PhD                   | 367          | 350          | 376          | 331          | 309          |
|                                              | <b>SubTotal</b>           | <b>502</b>   | <b>476</b>   | <b>497</b>   | <b>439</b>   | <b>422</b>   |
| <b>Certificate and Diploma</b>               | Certificate               | 468          | 428          | 472          | 484          | 444          |
|                                              | <b>SubTotal</b>           | <b>468</b>   | <b>428</b>   | <b>472</b>   | <b>484</b>   | <b>444</b>   |
| <b>Special Unclassified</b>                  | Special/Unclassified      | 422          | 460          | 470          | 408          | 295          |
|                                              | <b>SubTotal</b>           | <b>422</b>   | <b>460</b>   | <b>470</b>   | <b>408</b>   | <b>295</b>   |
| <b>Total</b>                                 |                           | <b>5,237</b> | <b>5,256</b> | <b>5,272</b> | <b>5,218</b> | <b>5,049</b> |



**Table 2.11-A Full-Time Equivalent Enrollment by Degree Category and Program  
All Member Schools**

| Degree Program                               |                           | 2015          | 2016          | 2017          | 2018          | 2019          |
|----------------------------------------------|---------------------------|---------------|---------------|---------------|---------------|---------------|
| <b>Basic Ministerial Leadership MDiv</b>     | MDiv                      | 21,330        | 21,557        | 21,227        | 21,935        | 22,018        |
|                                              | <b>SubTotal</b>           | <b>21,330</b> | <b>21,557</b> | <b>21,227</b> | <b>21,935</b> | <b>22,018</b> |
| <b>Basic Ministerial Leadership Non-MDiv</b> | MA in _____(Special)      | 5,847         | 6,084         | 6,531         | 6,587         | 6,908         |
|                                              | MRE/MCE/MA in RelEd/CE    | 510           | 709           | 508           | 476           | 412           |
|                                              | MPS/MAPS                  | 544           | 601           | 570           | 711           | 699           |
|                                              | MCM/MSM                   | 84            | 140           | 60            | 491           | 348           |
|                                              | <b>SubTotal</b>           | <b>6,986</b>  | <b>7,533</b>  | <b>7,668</b>  | <b>8,265</b>  | <b>8,366</b>  |
| <b>General Theological Studies</b>           | MA/MAR/MTS/MARS/MATS      | 5,413         | 5,647         | 6,024         | 7,621         | 7,107         |
|                                              | <b>SubTotal</b>           | <b>5,413</b>  | <b>5,647</b>  | <b>6,024</b>  | <b>7,621</b>  | <b>7,107</b>  |
| <b>Advanced Ministerial Leadership</b>       | DMin                      | 2,976         | 2,931         | 2,905         | 2,900         | 3,092         |
|                                              | DMiss                     | 111           | 93            | 110           | 130           | 69            |
|                                              | DMA/DCM                   | 39            | 21            | 37            | 34            | 38            |
|                                              | DEdMin/EdD                | 368           | 428           | 498           | 746           | 934           |
|                                              | Doctor in _____ (Special) | 116           | 131           | 163           | 288           | 398           |
|                                              | <b>SubTotal</b>           | <b>3,610</b>  | <b>3,604</b>  | <b>3,713</b>  | <b>4,098</b>  | <b>4,531</b>  |
| <b>Advanced Theological Research</b>         | ThD/PhD                   | 4,040         | 4,106         | 3,907         | 4,049         | 4,116         |
|                                              | ThM/MTh/STM               | 977           | 1,062         | 1,114         | 1,061         | 761           |
|                                              | <b>SubTotal</b>           | <b>5,017</b>  | <b>5,168</b>  | <b>5,021</b>  | <b>5,110</b>  | <b>4,877</b>  |
| <b>Certificate and Diploma</b>               | Certificate               | 1,340         | 1,407         | 1,628         | 1,580         | 1,470         |
|                                              | <b>SubTotal</b>           | <b>1,340</b>  | <b>1,407</b>  | <b>1,628</b>  | <b>1,580</b>  | <b>1,470</b>  |
| <b>Special Unclassified</b>                  | Special/Unclassified      | 897           | 788           | 750           | 705           | 603           |
|                                              | <b>SubTotal</b>           | <b>897</b>    | <b>788</b>    | <b>750</b>    | <b>705</b>    | <b>603</b>    |
| <b>Total</b>                                 |                           | <b>44,593</b> | <b>45,705</b> | <b>46,031</b> | <b>49,313</b> | <b>48,973</b> |

**Table 2.11-B Full-Time Equivalent Enrollment by Degree Category and Program  
United States**

| Degree Program                               |                           | 2015          | 2016          | 2017          | 2018          | 2019          |
|----------------------------------------------|---------------------------|---------------|---------------|---------------|---------------|---------------|
| <b>Basic Ministerial Leadership MDiv</b>     | MDiv                      | 20,351        | 20,507        | 20,232        | 20,899        | 20,955        |
|                                              | <b>SubTotal</b>           | <b>20,351</b> | <b>20,507</b> | <b>20,232</b> | <b>20,899</b> | <b>20,955</b> |
| <b>Basic Ministerial Leadership Non-MDiv</b> | MA in _____(Special)      | 5,519         | 5,852         | 6,275         | 6,313         | 6,598         |
|                                              | MRE/MCE/MA in RelEd/CE    | 463           | 647           | 451           | 425           | 368           |
|                                              | MPS/MAPS                  | 497           | 536           | 482           | 616           | 601           |
|                                              | MCM/MSM                   | 78            | 136           | 55            | 487           | 342           |
|                                              | <b>SubTotal</b>           | <b>6,558</b>  | <b>7,170</b>  | <b>7,263</b>  | <b>7,841</b>  | <b>7,909</b>  |
| <b>General Theological Studies</b>           | MA/MAR/MTS/MARS/MATS      | 4,952         | 5,132         | 5,498         | 7,124         | 6,574         |
|                                              | <b>SubTotal</b>           | <b>4,952</b>  | <b>5,132</b>  | <b>5,498</b>  | <b>7,124</b>  | <b>6,574</b>  |
| <b>Advanced Ministerial Leadership</b>       | DMin                      | 2,882         | 2,833         | 2,821         | 2,814         | 3,013         |
|                                              | DMiss                     | 111           | 93            | 110           | 130           | 69            |
|                                              | DMA/DCM                   | 39            | 21            | 37            | 34            | 38            |
|                                              | DEdMin/EdD                | 368           | 428           | 498           | 746           | 934           |
|                                              | Doctor in _____ (Special) | 116           | 119           | 146           | 248           | 360           |
|                                              | <b>SubTotal</b>           | <b>3,516</b>  | <b>3,494</b>  | <b>3,612</b>  | <b>3,972</b>  | <b>4,414</b>  |
| <b>Advanced Theological Research</b>         | ThM/MTh/STM               | 894           | 980           | 1,036         | 1,005         | 700           |
|                                              | ThD/PhD                   | 3,673         | 3,757         | 3,531         | 3,718         | 3,807         |
|                                              | <b>SubTotal</b>           | <b>4,567</b>  | <b>4,737</b>  | <b>4,567</b>  | <b>4,723</b>  | <b>4,507</b>  |
| <b>Certificate and Diploma</b>               | Certificate               | 1,142         | 1,227         | 1,426         | 1,378         | 1,280         |
|                                              | <b>SubTotal</b>           | <b>1,142</b>  | <b>1,227</b>  | <b>1,426</b>  | <b>1,378</b>  | <b>1,280</b>  |
| <b>Special Unclassified</b>                  | Special/Unclassified      | 796           | 678           | 646           | 614           | 527           |
|                                              | <b>SubTotal</b>           | <b>796</b>    | <b>678</b>    | <b>646</b>    | <b>614</b>    | <b>527</b>    |
| <b>Total</b>                                 |                           | <b>41,881</b> | <b>42,944</b> | <b>43,243</b> | <b>46,550</b> | <b>46,167</b> |

**Table 2.11-C Full-Time Equivalent Enrollment by Degree Category and Program  
Canada**

| Degree Program                               |                           | 2015         | 2016         | 2017         | 2018         | 2019         |
|----------------------------------------------|---------------------------|--------------|--------------|--------------|--------------|--------------|
| <b>Basic Ministerial Leadership MDiv</b>     | MDiv                      | 979          | 1,051        | 995          | 1,036        | 1,063        |
|                                              | <b>SubTotal</b>           | <b>979</b>   | <b>1,051</b> | <b>995</b>   | <b>1,036</b> | <b>1,063</b> |
| <b>Basic Ministerial Leadership Non-MDiv</b> | MA in _____(Special)      | 328          | 232          | 256          | 274          | 310          |
|                                              | MRE/MCE/MA in RelEd/CE    | 47           | 62           | 57           | 51           | 45           |
|                                              | MPS/MAPS                  | 47           | 65           | 88           | 95           | 97           |
|                                              | MCM/MSM                   | 6            | 4            | 5            | 4            | 5            |
|                                              | <b>SubTotal</b>           | <b>428</b>   | <b>363</b>   | <b>405</b>   | <b>423</b>   | <b>458</b>   |
| <b>General Theological Studies</b>           | MA/MAR/MTS/MARS/MATS      | 462          | 515          | 526          | 497          | 533          |
|                                              | <b>SubTotal</b>           | <b>462</b>   | <b>515</b>   | <b>526</b>   | <b>497</b>   | <b>533</b>   |
| <b>Advanced Ministerial Leadership</b>       | DMin                      | 94           | 99           | 85           | 86           | 79           |
|                                              | Doctor in _____ (Special) |              | 12           | 17           | 40           | 38           |
|                                              | <b>SubTotal</b>           | <b>94</b>    | <b>111</b>   | <b>102</b>   | <b>126</b>   | <b>117</b>   |
| <b>Advanced Theological Research</b>         | ThM/MTh/STM               | 83           | 83           | 78           | 56           | 61           |
|                                              | ThD/PhD                   | 367          | 349          | 376          | 331          | 309          |
|                                              | <b>SubTotal</b>           | <b>450</b>   | <b>432</b>   | <b>454</b>   | <b>387</b>   | <b>370</b>   |
| <b>Certificate and Diploma</b>               | Certificate               | 198          | 180          | 202          | 202          | 190          |
|                                              | <b>SubTotal</b>           | <b>198</b>   | <b>180</b>   | <b>202</b>   | <b>202</b>   | <b>190</b>   |
| <b>Special Unclassified</b>                  | Special/Unclassified      | 101          | 110          | 104          | 91           | 76           |
|                                              | <b>SubTotal</b>           | <b>101</b>   | <b>110</b>   | <b>104</b>   | <b>91</b>    | <b>76</b>    |
| <b>Total</b>                                 |                           | <b>2,711</b> | <b>2,761</b> | <b>2,788</b> | <b>2,763</b> | <b>2,806</b> |

**Table 2.12-A Head Count Enrollment by Race or Ethnic Group, Degree, and Gender, 2019**

**All Member Schools**

| Degree Category<br>Degree Program | 2015   |        |        | 2016   |        |        | 2017   |        |        | 2018   |        |        | 2019   |        |        |
|-----------------------------------|--------|--------|--------|--------|--------|--------|--------|--------|--------|--------|--------|--------|--------|--------|--------|
|                                   | M      | W      | Total  | M      | W      | Total  | M      | W      | Total  | M      | W      | Total  | M      | W      | Total  |
| <b>Asian</b>                      |        |        |        |        |        |        |        |        |        |        |        |        |        |        |        |
| MDiv                              | 1,756  | 519    | 2,275  | 1,735  | 484    | 2,219  | 1,634  | 500    | 2,134  | 1,538  | 497    | 2,035  | 1,615  | 547    | 2,162  |
| Ministerial Non-MDiv              | 275    | 472    | 747    | 285    | 561    | 846    | 277    | 553    | 830    | 287    | 522    | 809    | 335    | 559    | 894    |
| General Theological               | 488    | 298    | 786    | 498    | 346    | 844    | 523    | 340    | 863    | 593    | 343    | 936    | 661    | 354    | 1,015  |
| Advanced Ministerial              | 741    | 119    | 860    | 880    | 131    | 1,011  | 700    | 140    | 840    | 730    | 166    | 896    | 769    | 180    | 949    |
| Advanced Research                 | 337    | 104    | 441    | 422    | 121    | 543    | 395    | 116    | 511    | 375    | 112    | 487    | 348    | 94     | 442    |
| Others                            | 228    | 178    | 406    | 239    | 191    | 430    | 278    | 191    | 469    | 237    | 159    | 396    | 224    | 170    | 394    |
|                                   | 3,825  | 1,690  | 5,515  | 4,059  | 1,834  | 5,893  | 3,807  | 1,840  | 5,647  | 3,760  | 1,799  | 5,559  | 3,952  | 1,904  | 5,856  |
| <b>Black</b>                      |        |        |        |        |        |        |        |        |        |        |        |        |        |        |        |
| MDiv                              | 2,496  | 2,150  | 4,646  | 2,424  | 2,097  | 4,521  | 2,409  | 2,050  | 4,459  | 2,546  | 2,199  | 4,745  | 2,416  | 2,108  | 4,524  |
| Ministerial Non-MDiv              | 660    | 788    | 1,448  | 690    | 862    | 1,552  | 691    | 873    | 1,564  | 789    | 889    | 1,678  | 802    | 865    | 1,667  |
| General Theological               | 389    | 364    | 753    | 409    | 355    | 764    | 422    | 348    | 770    | 491    | 439    | 930    | 452    | 422    | 874    |
| Advanced Ministerial              | 833    | 562    | 1,395  | 853    | 572    | 1,425  | 868    | 585    | 1,453  | 901    | 656    | 1,557  | 1,057  | 791    | 1,848  |
| Advanced Research                 | 218    | 135    | 353    | 258    | 141    | 399    | 225    | 114    | 339    | 202    | 113    | 315    | 200    | 94     | 294    |
| Others                            | 217    | 183    | 400    | 165    | 138    | 303    | 157    | 166    | 323    | 169    | 171    | 340    | 207    | 157    | 364    |
|                                   | 4,813  | 4,182  | 8,995  | 4,799  | 4,165  | 8,964  | 4,772  | 4,136  | 8,908  | 5,098  | 4,467  | 9,565  | 5,134  | 4,437  | 9,571  |
| <b>Hispanic</b>                   |        |        |        |        |        |        |        |        |        |        |        |        |        |        |        |
| MDiv                              | 1,205  | 375    | 1,580  | 1,173  | 400    | 1,573  | 1,275  | 423    | 1,698  | 1,328  | 452    | 1,780  | 1,308  | 491    | 1,799  |
| Ministerial Non-MDiv              | 618    | 374    | 992    | 686    | 394    | 1,080  | 701    | 409    | 1,110  | 761    | 456    | 1,217  | 664    | 530    | 1,194  |
| General Theological               | 496    | 195    | 691    | 541    | 230    | 771    | 700    | 291    | 991    | 884    | 337    | 1,221  | 801    | 379    | 1,180  |
| Advanced Ministerial              | 429    | 60     | 489    | 402    | 66     | 468    | 448    | 87     | 535    | 390    | 100    | 490    | 431    | 108    | 539    |
| Advanced Research                 | 158    | 54     | 212    | 167    | 53     | 220    | 177    | 51     | 228    | 148    | 50     | 198    | 142    | 35     | 177    |
| Others                            | 247    | 114    | 361    | 289    | 128    | 417    | 367    | 183    | 550    | 234    | 108    | 342    | 333    | 161    | 494    |
|                                   | 3,153  | 1,172  | 4,325  | 3,258  | 1,271  | 4,529  | 3,668  | 1,444  | 5,112  | 3,745  | 1,503  | 5,248  | 3,679  | 1,704  | 5,383  |
| <b>Native American</b>            |        |        |        |        |        |        |        |        |        |        |        |        |        |        |        |
| MDiv                              | 105    | 47     | 152    | 97     | 38     | 135    | 80     | 42     | 122    | 90     | 33     | 123    | 90     | 32     | 122    |
| Ministerial Non-MDiv              | 19     | 34     | 53     | 28     | 40     | 68     | 18     | 33     | 51     | 24     | 33     | 57     | 31     | 27     | 58     |
| General Theological               | 24     | 20     | 44     | 28     | 21     | 49     | 27     | 18     | 45     | 37     | 15     | 52     | 26     | 22     | 48     |
| Advanced Ministerial              | 22     | 9      | 31     | 23     | 8      | 31     | 17     | 6      | 23     | 16     | 15     | 31     | 23     | 10     | 33     |
| Advanced Research                 | 16     | 7      | 23     | 14     | 9      | 23     | 13     | 7      | 20     | 12     | 6      | 18     | 7      | 6      | 13     |
| Others                            | 14     | 4      | 18     | 9      | 5      | 14     | 13     | 3      | 16     | 12     | 4      | 16     | 9      | 4      | 13     |
|                                   | 200    | 121    | 321    | 199    | 121    | 320    | 168    | 109    | 277    | 191    | 106    | 297    | 186    | 101    | 287    |
| <b>Visa</b>                       |        |        |        |        |        |        |        |        |        |        |        |        |        |        |        |
| MDiv                              | 1,608  | 466    | 2,074  | 1,521  | 437    | 1,958  | 1,676  | 446    | 2,122  | 1,899  | 469    | 2,368  | 1,800  | 436    | 2,236  |
| Ministerial Non-MDiv              | 330    | 396    | 726    | 326    | 416    | 742    | 320    | 474    | 794    | 381    | 510    | 891    | 357    | 475    | 832    |
| General Theological               | 555    | 246    | 801    | 567    | 301    | 868    | 638    | 298    | 936    | 853    | 367    | 1,220  | 755    | 368    | 1,123  |
| Advanced Ministerial              | 1,467  | 198    | 1,665  | 1,246  | 205    | 1,451  | 1,408  | 255    | 1,663  | 1,381  | 245    | 1,626  | 1,356  | 238    | 1,594  |
| Advanced Research                 | 815    | 201    | 1,016  | 798    | 218    | 1,016  | 862    | 222    | 1,084  | 928    | 238    | 1,166  | 848    | 228    | 1,076  |
| Others                            | 212    | 141    | 353    | 210    | 149    | 359    | 656    | 832    | 1,488  | 386    | 186    | 572    | 227    | 134    | 361    |
|                                   | 4,987  | 1,648  | 6,635  | 4,668  | 1,726  | 6,394  | 5,560  | 2,527  | 8,087  | 5,828  | 2,015  | 7,843  | 5,343  | 1,879  | 7,222  |
| <b>White</b>                      |        |        |        |        |        |        |        |        |        |        |        |        |        |        |        |
| MDiv                              | 12,454 | 4,261  | 16,715 | 11,898 | 4,164  | 16,062 | 11,482 | 4,091  | 15,573 | 11,967 | 4,447  | 16,414 | 11,897 | 4,427  | 16,324 |
| Ministerial Non-MDiv              | 3,021  | 3,623  | 6,644  | 3,077  | 3,757  | 6,834  | 2,880  | 3,683  | 6,563  | 3,147  | 3,779  | 6,926  | 3,136  | 3,784  | 6,920  |
| General Theological               | 3,697  | 2,047  | 5,744  | 3,726  | 2,015  | 5,741  | 4,110  | 2,107  | 6,217  | 4,602  | 2,465  | 7,067  | 4,238  | 2,345  | 6,583  |
| Advanced Ministerial              | 3,310  | 874    | 4,184  | 3,290  | 875    | 4,165  | 3,276  | 843    | 4,119  | 3,439  | 889    | 4,328  | 3,526  | 892    | 4,418  |
| Advanced Research                 | 2,405  | 697    | 3,102  | 2,492  | 665    | 3,157  | 2,438  | 591    | 3,029  | 2,410  | 552    | 2,962  | 2,051  | 481    | 2,532  |
| Others                            | 1,307  | 876    | 2,183  | 1,142  | 787    | 1,929  | 1,193  | 810    | 2,003  | 1,160  | 764    | 1,924  | 1,084  | 710    | 1,794  |
|                                   | 26,194 | 12,378 | 38,572 | 25,625 | 12,263 | 37,888 | 25,379 | 12,125 | 37,504 | 26,725 | 12,896 | 39,621 | 25,932 | 12,639 | 38,571 |

**Table 2.12-A Head Count Enrollment by Race or Ethnic Group, Degree, and Gender, 2019**

**All Member Schools**

| Degree Category<br>Degree Program | 2015   |        |        | 2016   |        |        | 2017   |        |        | 2018   |        |        | 2019   |        |        |
|-----------------------------------|--------|--------|--------|--------|--------|--------|--------|--------|--------|--------|--------|--------|--------|--------|--------|
|                                   | M      | W      | Total  | M      | W      | Total  | M      | W      | Total  | M      | W      | Total  | M      | W      | Total  |
| <b>Multi-Racial</b>               |        |        |        |        |        |        |        |        |        |        |        |        |        |        |        |
| MDiv                              | 274    | 128    | 402    | 221    | 122    | 343    | 259    | 138    | 397    | 332    | 229    | 561    | 382    | 218    | 600    |
| Ministerial Non-MDiv              | 75     | 109    | 184    | 59     | 117    | 176    | 92     | 133    | 225    | 88     | 164    | 252    | 113    | 211    | 324    |
| General Theological               | 86     | 71     | 157    | 83     | 68     | 151    | 100    | 98     | 198    | 148    | 105    | 253    | 158    | 109    | 267    |
| Advanced Ministerial              | 48     | 21     | 69     | 33     | 23     | 56     | 48     | 22     | 70     | 71     | 34     | 105    | 104    | 40     | 144    |
| Advanced Research                 | 65     | 27     | 92     | 70     | 30     | 100    | 79     | 30     | 109    | 86     | 24     | 110    | 80     | 29     | 109    |
| Others                            | 19     | 11     | 30     | 28     | 12     | 40     | 19     | 18     | 37     | 37     | 41     | 78     | 49     | 41     | 90     |
|                                   | 567    | 367    | 934    | 494    | 372    | 866    | 597    | 439    | 1,036  | 762    | 597    | 1,359  | 886    | 648    | 1,534  |
| <b>Not Reported</b>               |        |        |        |        |        |        |        |        |        |        |        |        |        |        |        |
| MDiv                              | 1,394  | 699    | 2,093  | 1,657  | 814    | 2,471  | 1,388  | 688    | 2,076  | 1,866  | 977    | 2,843  | 2,036  | 1,000  | 3,036  |
| Ministerial Non-MDiv              | 524    | 692    | 1,216  | 385    | 728    | 1,113  | 346    | 665    | 1,011  | 525    | 750    | 1,275  | 702    | 870    | 1,572  |
| General Theological               | 730    | 445    | 1,175  | 791    | 495    | 1,286  | 680    | 465    | 1,145  | 1,120  | 640    | 1,760  | 1,080  | 708    | 1,788  |
| Advanced Ministerial              | 672    | 197    | 869    | 668    | 198    | 866    | 665    | 167    | 832    | 666    | 198    | 864    | 951    | 237    | 1,188  |
| Advanced Research                 | 362    | 108    | 470    | 324    | 99     | 423    | 344    | 100    | 444    | 477    | 164    | 641    | 555    | 164    | 719    |
| Others                            | 598    | 520    | 1,118  | 676    | 530    | 1,206  | 543    | 527    | 1,070  | 697    | 470    | 1,167  | 572    | 340    | 912    |
|                                   | 4,280  | 2,661  | 6,941  | 4,501  | 2,864  | 7,365  | 3,966  | 2,612  | 6,578  | 5,351  | 3,199  | 8,550  | 5,896  | 3,319  | 9,215  |
| <b>Total</b>                      |        |        |        |        |        |        |        |        |        |        |        |        |        |        |        |
| MDiv                              | 21,292 | 8,645  | 29,937 | 20,726 | 8,556  | 29,282 | 20,203 | 8,378  | 28,581 | 21,566 | 9,303  | 30,869 | 21,544 | 9,259  | 30,803 |
| Ministerial Non-MDiv              | 5,522  | 6,488  | 12,010 | 5,536  | 6,875  | 12,411 | 5,325  | 6,823  | 12,148 | 6,002  | 7,103  | 13,105 | 6,140  | 7,321  | 13,461 |
| General Theological               | 6,465  | 3,686  | 10,151 | 6,643  | 3,831  | 10,474 | 7,200  | 3,965  | 11,165 | 8,728  | 4,711  | 13,439 | 8,171  | 4,707  | 12,878 |
| Advanced Ministerial              | 7,522  | 2,040  | 9,562  | 7,395  | 2,078  | 9,473  | 7,430  | 2,105  | 9,535  | 7,594  | 2,303  | 9,897  | 8,217  | 2,496  | 10,713 |
| Advanced Research                 | 4,376  | 1,333  | 5,709  | 4,545  | 1,336  | 5,881  | 4,533  | 1,231  | 5,764  | 4,638  | 1,259  | 5,897  | 4,231  | 1,131  | 5,362  |
| Others                            | 2,842  | 2,027  | 4,869  | 2,758  | 1,940  | 4,698  | 3,226  | 2,730  | 5,956  | 2,932  | 1,903  | 4,835  | 2,705  | 1,717  | 4,422  |
|                                   | 48,019 | 24,219 | 72,238 | 47,603 | 24,616 | 72,219 | 47,917 | 25,232 | 73,149 | 51,460 | 26,582 | 78,042 | 51,008 | 26,631 | 77,639 |

**Table 2.12-B Head Count Enrollment by Race or Ethnic Group, Degree, and Gender, 2019**

**United States**

| Degree Category<br>Degree Program | 2015   |        |        | 2016   |        |        | 2017   |        |        | 2018   |        |        | 2019   |        |        |
|-----------------------------------|--------|--------|--------|--------|--------|--------|--------|--------|--------|--------|--------|--------|--------|--------|--------|
|                                   | M      | W      | Total  | M      | W      | Total  | M      | W      | Total  | M      | W      | Total  | M      | W      | Total  |
| <b>Asian</b>                      |        |        |        |        |        |        |        |        |        |        |        |        |        |        |        |
| MDiv                              | 1,620  | 463    | 2,083  | 1,593  | 429    | 2,022  | 1,519  | 448    | 1,967  | 1,444  | 452    | 1,896  | 1,514  | 509    | 2,023  |
| Ministerial Non-MDiv              | 261    | 438    | 699    | 252    | 505    | 757    | 259    | 510    | 769    | 274    | 488    | 762    | 317    | 532    | 849    |
| General Theological               | 437    | 239    | 676    | 421    | 273    | 694    | 444    | 256    | 700    | 535    | 294    | 829    | 609    | 310    | 919    |
| Advanced Ministerial              | 725    | 112    | 837    | 867    | 122    | 989    | 688    | 129    | 817    | 725    | 158    | 883    | 765    | 171    | 936    |
| Advanced Research                 | 318    | 88     | 406    | 405    | 105    | 510    | 375    | 100    | 475    | 353    | 98     | 451    | 324    | 83     | 407    |
| Others                            | 174    | 140    | 314    | 193    | 158    | 351    | 225    | 161    | 386    | 208    | 131    | 339    | 200    | 151    | 351    |
|                                   | 3,535  | 1,480  | 5,015  | 3,731  | 1,592  | 5,323  | 3,510  | 1,604  | 5,114  | 3,539  | 1,621  | 5,160  | 3,729  | 1,756  | 5,485  |
| <b>Black</b>                      |        |        |        |        |        |        |        |        |        |        |        |        |        |        |        |
| MDiv                              | 2,480  | 2,140  | 4,620  | 2,409  | 2,086  | 4,495  | 2,392  | 2,035  | 4,427  | 2,530  | 2,187  | 4,717  | 2,394  | 2,093  | 4,487  |
| Ministerial Non-MDiv              | 655    | 778    | 1,433  | 687    | 851    | 1,538  | 686    | 868    | 1,554  | 784    | 885    | 1,669  | 799    | 856    | 1,655  |
| General Theological               | 380    | 356    | 736    | 397    | 348    | 745    | 408    | 343    | 751    | 479    | 432    | 911    | 443    | 416    | 859    |
| Advanced Ministerial              | 824    | 561    | 1,385  | 845    | 570    | 1,415  | 861    | 585    | 1,446  | 895    | 655    | 1,550  | 1,054  | 790    | 1,844  |
| Advanced Research                 | 206    | 131    | 337    | 248    | 138    | 386    | 221    | 111    | 332    | 198    | 110    | 308    | 196    | 92     | 288    |
| Others                            | 214    | 181    | 395    | 165    | 136    | 301    | 154    | 163    | 317    | 167    | 170    | 337    | 198    | 157    | 355    |
|                                   | 4,759  | 4,147  | 8,906  | 4,751  | 4,129  | 8,880  | 4,722  | 4,105  | 8,827  | 5,053  | 4,439  | 9,492  | 5,084  | 4,404  | 9,488  |
| <b>Hispanic</b>                   |        |        |        |        |        |        |        |        |        |        |        |        |        |        |        |
| MDiv                              | 1,198  | 373    | 1,571  | 1,168  | 397    | 1,565  | 1,263  | 421    | 1,684  | 1,317  | 451    | 1,768  | 1,303  | 486    | 1,789  |
| Ministerial Non-MDiv              | 617    | 369    | 986    | 685    | 390    | 1,075  | 698    | 407    | 1,105  | 758    | 456    | 1,214  | 662    | 528    | 1,190  |
| General Theological               | 492    | 194    | 686    | 534    | 227    | 761    | 689    | 284    | 973    | 876    | 330    | 1,206  | 786    | 375    | 1,161  |
| Advanced Ministerial              | 429    | 60     | 489    | 402    | 66     | 468    | 448    | 87     | 535    | 390    | 100    | 490    | 431    | 108    | 539    |
| Advanced Research                 | 152    | 54     | 206    | 161    | 53     | 214    | 170    | 51     | 221    | 143    | 50     | 193    | 139    | 35     | 174    |
| Others                            | 246    | 113    | 359    | 284    | 125    | 409    | 366    | 182    | 548    | 232    | 106    | 338    | 329    | 160    | 489    |
|                                   | 3,134  | 1,163  | 4,297  | 3,234  | 1,258  | 4,492  | 3,634  | 1,432  | 5,066  | 3,716  | 1,493  | 5,209  | 3,650  | 1,692  | 5,342  |
| <b>Native American</b>            |        |        |        |        |        |        |        |        |        |        |        |        |        |        |        |
| MDiv                              | 99     | 38     | 137    | 97     | 37     | 134    | 80     | 40     | 120    | 89     | 30     | 119    | 87     | 30     | 117    |
| Ministerial Non-MDiv              | 17     | 33     | 50     | 27     | 40     | 67     | 16     | 32     | 48     | 23     | 32     | 55     | 26     | 23     | 49     |
| General Theological               | 22     | 18     | 40     | 28     | 18     | 46     | 24     | 17     | 41     | 35     | 14     | 49     | 26     | 20     | 46     |
| Advanced Ministerial              | 22     | 9      | 31     | 23     | 8      | 31     | 17     | 6      | 23     | 16     | 15     | 31     | 23     | 10     | 33     |
| Advanced Research                 | 14     | 7      | 21     | 13     | 9      | 22     | 12     | 7      | 19     | 11     | 6      | 17     | 7      | 5      | 12     |
| Others                            | 12     | 4      | 16     | 8      | 4      | 12     | 12     | 3      | 15     | 10     | 3      | 13     | 9      | 4      | 13     |
|                                   | 186    | 109    | 295    | 196    | 116    | 312    | 161    | 105    | 266    | 184    | 100    | 284    | 178    | 92     | 270    |
| <b>Visa</b>                       |        |        |        |        |        |        |        |        |        |        |        |        |        |        |        |
| MDiv                              | 1,551  | 452    | 2,003  | 1,452  | 418    | 1,870  | 1,585  | 422    | 2,007  | 1,765  | 436    | 2,201  | 1,742  | 420    | 2,162  |
| Ministerial Non-MDiv              | 325    | 393    | 718    | 320    | 413    | 733    | 301    | 453    | 754    | 360    | 483    | 843    | 348    | 462    | 810    |
| General Theological               | 533    | 241    | 774    | 521    | 265    | 786    | 583    | 275    | 858    | 796    | 338    | 1,134  | 733    | 354    | 1,087  |
| Advanced Ministerial              | 1,458  | 195    | 1,653  | 1,241  | 202    | 1,443  | 1,400  | 252    | 1,652  | 1,338  | 241    | 1,579  | 1,349  | 233    | 1,582  |
| Advanced Research                 | 759    | 195    | 954    | 725    | 200    | 925    | 786    | 200    | 986    | 862    | 214    | 1,076  | 794    | 212    | 1,006  |
| Others                            | 208    | 138    | 346    | 203    | 147    | 350    | 641    | 825    | 1,466  | 377    | 181    | 558    | 220    | 133    | 353    |
|                                   | 4,834  | 1,614  | 6,448  | 4,462  | 1,645  | 6,107  | 5,296  | 2,427  | 7,723  | 5,498  | 1,893  | 7,391  | 5,186  | 1,814  | 7,000  |
| <b>White</b>                      |        |        |        |        |        |        |        |        |        |        |        |        |        |        |        |
| MDiv                              | 12,248 | 4,115  | 16,363 | 11,671 | 4,045  | 15,716 | 11,294 | 3,986  | 15,280 | 11,809 | 4,343  | 16,152 | 11,742 | 4,322  | 16,064 |
| Ministerial Non-MDiv              | 2,936  | 3,461  | 6,397  | 2,962  | 3,576  | 6,538  | 2,816  | 3,567  | 6,383  | 3,095  | 3,682  | 6,777  | 3,083  | 3,693  | 6,776  |
| General Theological               | 3,565  | 1,907  | 5,472  | 3,565  | 1,891  | 5,456  | 3,920  | 1,980  | 5,900  | 4,475  | 2,364  | 6,839  | 4,129  | 2,256  | 6,385  |
| Advanced Ministerial              | 3,287  | 848    | 4,135  | 3,257  | 850    | 4,107  | 3,248  | 826    | 4,074  | 3,411  | 872    | 4,283  | 3,509  | 880    | 4,389  |
| Advanced Research                 | 2,331  | 646    | 2,977  | 2,414  | 619    | 3,033  | 2,375  | 540    | 2,915  | 2,357  | 512    | 2,869  | 1,974  | 438    | 2,412  |
| Others                            | 1,231  | 773    | 2,004  | 1,077  | 706    | 1,783  | 1,098  | 682    | 1,780  | 1,055  | 617    | 1,672  | 967    | 543    | 1,510  |
|                                   | 25,598 | 11,750 | 37,348 | 24,946 | 11,687 | 36,633 | 24,751 | 11,581 | 36,332 | 26,202 | 12,390 | 38,592 | 25,404 | 12,132 | 37,536 |

**Table 2.12-B Head Count Enrollment by Race or Ethnic Group, Degree, and Gender, 2019**

**United States**

| Degree Category<br>Degree Program | 2015   |        |        | 2016   |        |        | 2017   |        |        | 2018   |        |        | 2019   |        |        |
|-----------------------------------|--------|--------|--------|--------|--------|--------|--------|--------|--------|--------|--------|--------|--------|--------|--------|
|                                   | M      | W      | Total  | M      | W      | Total  | M      | W      | Total  | M      | W      | Total  | M      | W      | Total  |
| <b>Multi-Racial</b>               |        |        |        |        |        |        |        |        |        |        |        |        |        |        |        |
| MDiv                              | 272    | 124    | 396    | 220    | 119    | 339    | 258    | 138    | 396    | 330    | 228    | 558    | 381    | 218    | 599    |
| Ministerial Non-MDiv              | 73     | 107    | 180    | 59     | 116    | 175    | 91     | 129    | 220    | 88     | 163    | 251    | 113    | 211    | 324    |
| General Theological               | 86     | 71     | 157    | 83     | 66     | 149    | 99     | 95     | 194    | 147    | 103    | 250    | 158    | 109    | 267    |
| Advanced Ministerial              | 48     | 21     | 69     | 33     | 23     | 56     | 48     | 22     | 70     | 71     | 34     | 105    | 104    | 40     | 144    |
| Advanced Research                 | 64     | 26     | 90     | 70     | 30     | 100    | 79     | 30     | 109    | 86     | 24     | 110    | 80     | 29     | 109    |
| Others                            | 19     | 11     | 30     | 27     | 12     | 39     | 18     | 18     | 36     | 36     | 41     | 77     | 48     | 41     | 89     |
|                                   | 562    | 360    | 922    | 492    | 366    | 858    | 593    | 432    | 1,025  | 758    | 593    | 1,351  | 884    | 648    | 1,532  |
| <b>Not Reported</b>               |        |        |        |        |        |        |        |        |        |        |        |        |        |        |        |
| MDiv                              | 801    | 344    | 1,145  | 1,070  | 428    | 1,498  | 808    | 322    | 1,130  | 1,260  | 549    | 1,809  | 1,367  | 554    | 1,921  |
| Ministerial Non-MDiv              | 296    | 325    | 621    | 292    | 432    | 724    | 209    | 289    | 498    | 378    | 365    | 743    | 522    | 456    | 978    |
| General Theological               | 375    | 217    | 592    | 451    | 249    | 700    | 367    | 206    | 573    | 721    | 351    | 1,072  | 654    | 357    | 1,011  |
| Advanced Ministerial              | 551    | 130    | 681    | 531    | 125    | 656    | 533    | 114    | 647    | 544    | 134    | 678    | 794    | 178    | 972    |
| Advanced Research                 | 179    | 37     | 216    | 172    | 43     | 215    | 178    | 32     | 210    | 323    | 111    | 434    | 417    | 115    | 532    |
| Others                            | 353    | 162    | 515    | 383    | 182    | 565    | 292    | 174    | 466    | 464    | 145    | 609    | 371    | 152    | 523    |
|                                   | 2,555  | 1,215  | 3,770  | 2,899  | 1,459  | 4,358  | 2,387  | 1,137  | 3,524  | 3,690  | 1,655  | 5,345  | 4,125  | 1,812  | 5,937  |
| <b>Total</b>                      |        |        |        |        |        |        |        |        |        |        |        |        |        |        |        |
| MDiv                              | 20,269 | 8,049  | 28,318 | 19,680 | 7,959  | 27,639 | 19,199 | 7,812  | 27,011 | 20,544 | 8,676  | 29,220 | 20,530 | 8,632  | 29,162 |
| Ministerial Non-MDiv              | 5,180  | 5,904  | 11,084 | 5,284  | 6,323  | 11,607 | 5,076  | 6,255  | 11,331 | 5,760  | 6,554  | 12,314 | 5,870  | 6,761  | 12,631 |
| General Theological               | 5,890  | 3,243  | 9,133  | 6,000  | 3,337  | 9,337  | 6,534  | 3,456  | 9,990  | 8,064  | 4,226  | 12,290 | 7,538  | 4,197  | 11,735 |
| Advanced Ministerial              | 7,344  | 1,936  | 9,280  | 7,199  | 1,966  | 9,165  | 7,243  | 2,021  | 9,264  | 7,390  | 2,209  | 9,599  | 8,029  | 2,410  | 10,439 |
| Advanced Research                 | 4,023  | 1,184  | 5,207  | 4,208  | 1,197  | 5,405  | 4,196  | 1,071  | 5,267  | 4,333  | 1,125  | 5,458  | 3,931  | 1,009  | 4,940  |
| Others                            | 2,457  | 1,522  | 3,979  | 2,340  | 1,470  | 3,810  | 2,806  | 2,208  | 5,014  | 2,549  | 1,394  | 3,943  | 2,342  | 1,341  | 3,683  |
|                                   | 45,163 | 21,838 | 67,001 | 44,711 | 22,252 | 66,963 | 45,054 | 22,823 | 67,877 | 48,640 | 24,184 | 72,824 | 48,240 | 24,350 | 72,590 |

**Table 2.12-C Head Count Enrollment by Race or Ethnic Group, Degree, and Gender, 2019**

**Canada**

| Degree Category<br>Degree Program | 2015 |     |       | 2016 |     |       | 2017 |     |       | 2018 |     |       | 2019 |     |       |
|-----------------------------------|------|-----|-------|------|-----|-------|------|-----|-------|------|-----|-------|------|-----|-------|
|                                   | M    | W   | Total | M    | W   | Total | M    | W   | Total | M    | W   | Total | M    | W   | Total |
| <b>Asian</b>                      |      |     |       |      |     |       |      |     |       |      |     |       |      |     |       |
| MDiv                              | 136  | 56  | 192   | 142  | 55  | 197   | 115  | 52  | 167   | 94   | 45  | 139   | 101  | 38  | 139   |
| Ministerial Non-MDiv              | 14   | 34  | 48    | 33   | 56  | 89    | 18   | 43  | 61    | 13   | 34  | 47    | 18   | 27  | 45    |
| General Theological               | 51   | 59  | 110   | 77   | 73  | 150   | 79   | 84  | 163   | 58   | 49  | 107   | 52   | 44  | 96    |
| Advanced Ministerial              | 16   | 7   | 23    | 13   | 9   | 22    | 12   | 11  | 23    | 5    | 8   | 13    | 4    | 9   | 13    |
| Advanced Research                 | 19   | 16  | 35    | 17   | 16  | 33    | 20   | 16  | 36    | 22   | 14  | 36    | 24   | 11  | 35    |
| Others                            | 54   | 38  | 92    | 46   | 33  | 79    | 53   | 30  | 83    | 29   | 28  | 57    | 24   | 19  | 43    |
|                                   | 290  | 210 | 500   | 328  | 242 | 570   | 297  | 236 | 533   | 221  | 178 | 399   | 223  | 148 | 371   |
| <b>Black</b>                      |      |     |       |      |     |       |      |     |       |      |     |       |      |     |       |
| MDiv                              | 16   | 10  | 26    | 15   | 11  | 26    | 17   | 15  | 32    | 16   | 12  | 28    | 22   | 15  | 37    |
| Ministerial Non-MDiv              | 5    | 10  | 15    | 3    | 11  | 14    | 5    | 5   | 10    | 5    | 4   | 9     | 3    | 9   | 12    |
| General Theological               | 9    | 8   | 17    | 12   | 7   | 19    | 14   | 5   | 19    | 12   | 7   | 19    | 9    | 6   | 15    |
| Advanced Ministerial              | 9    | 1   | 10    | 8    | 2   | 10    | 7    | 0   | 7     | 6    | 1   | 7     | 3    | 1   | 4     |
| Advanced Research                 | 12   | 4   | 16    | 10   | 3   | 13    | 4    | 3   | 7     | 4    | 3   | 7     | 4    | 2   | 6     |
| Others                            | 3    | 2   | 5     | 0    | 2   | 2     | 3    | 3   | 6     | 2    | 1   | 3     | 9    | 0   | 9     |
|                                   | 54   | 35  | 89    | 48   | 36  | 84    | 50   | 31  | 81    | 45   | 28  | 73    | 50   | 33  | 83    |
| <b>Hispanic</b>                   |      |     |       |      |     |       |      |     |       |      |     |       |      |     |       |
| MDiv                              | 7    | 2   | 9     | 5    | 3   | 8     | 12   | 2   | 14    | 11   | 1   | 12    | 5    | 5   | 10    |
| Ministerial Non-MDiv              | 1    | 5   | 6     | 1    | 4   | 5     | 3    | 2   | 5     | 3    | 0   | 3     | 2    | 2   | 4     |
| General Theological               | 4    | 1   | 5     | 7    | 3   | 10    | 11   | 7   | 18    | 8    | 7   | 15    | 15   | 4   | 19    |
| Advanced Ministerial              | 0    | 0   | 0     | 0    | 0   | 0     | 0    | 0   | 0     | 0    | 0   | 0     | 0    | 0   | 0     |
| Advanced Research                 | 6    | 0   | 6     | 6    | 0   | 6     | 7    | 0   | 7     | 5    | 0   | 5     | 3    | 0   | 3     |
| Others                            | 1    | 1   | 2     | 5    | 3   | 8     | 1    | 1   | 2     | 2    | 2   | 4     | 4    | 1   | 5     |
|                                   | 19   | 9   | 28    | 24   | 13  | 37    | 34   | 12  | 46    | 29   | 10  | 39    | 29   | 12  | 41    |
| <b>Native American</b>            |      |     |       |      |     |       |      |     |       |      |     |       |      |     |       |
| MDiv                              | 6    | 9   | 15    | 0    | 1   | 1     | 0    | 2   | 2     | 1    | 3   | 4     | 3    | 2   | 5     |
| Ministerial Non-MDiv              | 2    | 1   | 3     | 1    | 0   | 1     | 2    | 1   | 3     | 1    | 1   | 2     | 5    | 4   | 9     |
| General Theological               | 2    | 2   | 4     | 0    | 3   | 3     | 3    | 1   | 4     | 2    | 1   | 3     | 0    | 2   | 2     |
| Advanced Ministerial              | 0    | 0   | 0     | 0    | 0   | 0     | 0    | 0   | 0     | 0    | 0   | 0     | 0    | 0   | 0     |
| Advanced Research                 | 2    | 0   | 2     | 1    | 0   | 1     | 1    | 0   | 1     | 1    | 0   | 1     | 0    | 1   | 1     |
| Others                            | 2    | 0   | 2     | 1    | 1   | 2     | 1    | 0   | 1     | 2    | 1   | 3     | 0    | 0   | 0     |
|                                   | 14   | 12  | 26    | 3    | 5   | 8     | 7    | 4   | 11    | 7    | 6   | 13    | 8    | 9   | 17    |
| <b>Visa</b>                       |      |     |       |      |     |       |      |     |       |      |     |       |      |     |       |
| MDiv                              | 57   | 14  | 71    | 69   | 19  | 88    | 91   | 24  | 115   | 134  | 33  | 167   | 58   | 16  | 74    |
| Ministerial Non-MDiv              | 5    | 3   | 8     | 6    | 3   | 9     | 19   | 21  | 40    | 21   | 27  | 48    | 9    | 13  | 22    |
| General Theological               | 22   | 5   | 27    | 46   | 36  | 82    | 55   | 23  | 78    | 57   | 29  | 86    | 22   | 14  | 36    |
| Advanced Ministerial              | 9    | 3   | 12    | 5    | 3   | 8     | 8    | 3   | 11    | 43   | 4   | 47    | 7    | 5   | 12    |
| Advanced Research                 | 56   | 6   | 62    | 73   | 18  | 91    | 76   | 22  | 98    | 66   | 24  | 90    | 54   | 16  | 70    |
| Others                            | 4    | 3   | 7     | 7    | 2   | 9     | 15   | 7   | 22    | 9    | 5   | 14    | 7    | 1   | 8     |
|                                   | 153  | 34  | 187   | 206  | 81  | 287   | 264  | 100 | 364   | 330  | 122 | 452   | 157  | 65  | 222   |
| <b>White</b>                      |      |     |       |      |     |       |      |     |       |      |     |       |      |     |       |
| MDiv                              | 206  | 146 | 352   | 227  | 119 | 346   | 188  | 105 | 293   | 158  | 104 | 262   | 155  | 105 | 260   |
| Ministerial Non-MDiv              | 85   | 162 | 247   | 115  | 181 | 296   | 64   | 116 | 180   | 52   | 97  | 149   | 53   | 91  | 144   |
| General Theological               | 132  | 140 | 272   | 161  | 124 | 285   | 190  | 127 | 317   | 127  | 101 | 228   | 109  | 89  | 198   |
| Advanced Ministerial              | 23   | 26  | 49    | 33   | 25  | 58    | 28   | 17  | 45    | 28   | 17  | 45    | 17   | 12  | 29    |
| Advanced Research                 | 74   | 51  | 125   | 78   | 46  | 124   | 63   | 51  | 114   | 53   | 40  | 93    | 77   | 43  | 120   |
| Others                            | 76   | 103 | 179   | 65   | 81  | 146   | 95   | 128 | 223   | 105  | 147 | 252   | 117  | 167 | 284   |
|                                   | 596  | 628 | 1,224 | 679  | 576 | 1,255 | 628  | 544 | 1,172 | 523  | 506 | 1,029 | 528  | 507 | 1,035 |



**Table 2.12-C Head Count Enrollment by Race or Ethnic Group, Degree, and Gender, 2019**

**Canada**

| Degree Category<br>Degree Program | 2015         |              |              | 2016         |              |              | 2017         |              |              | 2018         |              |              | 2019         |              |              |
|-----------------------------------|--------------|--------------|--------------|--------------|--------------|--------------|--------------|--------------|--------------|--------------|--------------|--------------|--------------|--------------|--------------|
|                                   | M            | W            | Total        | M            | W            | Total        | M            | W            | Total        | M            | W            | Total        | M            | W            | Total        |
| <b>Multi-Racial</b>               |              |              |              |              |              |              |              |              |              |              |              |              |              |              |              |
| MDiv                              | 2            | 4            | 6            | 1            | 3            | 4            | 1            | 0            | 1            | 2            | 1            | 3            | 1            | 0            | 1            |
| Ministerial Non-MDiv              | 2            | 2            | 4            | 0            | 1            | 1            | 1            | 4            | 5            | 0            | 1            | 1            | 0            | 0            | 0            |
| General Theological               | 0            | 0            | 0            | 0            | 2            | 2            | 1            | 3            | 4            | 1            | 2            | 3            | 0            | 0            | 0            |
| Advanced Ministerial              | 0            | 0            | 0            | 0            | 0            | 0            | 0            | 0            | 0            | 0            | 0            | 0            | 0            | 0            | 0            |
| Advanced Research                 | 1            | 1            | 2            | 0            | 0            | 0            | 0            | 0            | 0            | 0            | 0            | 0            | 0            | 0            | 0            |
| Others                            | 0            | 0            | 0            | 1            | 0            | 1            | 1            | 0            | 1            | 1            | 0            | 1            | 1            | 0            | 1            |
|                                   | <u>5</u>     | <u>7</u>     | <u>12</u>    | <u>2</u>     | <u>6</u>     | <u>8</u>     | <u>4</u>     | <u>7</u>     | <u>11</u>    | <u>4</u>     | <u>4</u>     | <u>8</u>     | <u>2</u>     | <u>0</u>     | <u>2</u>     |
| <b>Not Reported</b>               |              |              |              |              |              |              |              |              |              |              |              |              |              |              |              |
| MDiv                              | 593          | 355          | 948          | 587          | 386          | 973          | 580          | 366          | 946          | 606          | 428          | 1,034        | 669          | 446          | 1,115        |
| Ministerial Non-MDiv              | 228          | 367          | 595          | 93           | 296          | 389          | 137          | 376          | 513          | 147          | 385          | 532          | 180          | 414          | 594          |
| General Theological               | 355          | 228          | 583          | 340          | 246          | 586          | 313          | 259          | 572          | 399          | 289          | 688          | 426          | 351          | 777          |
| Advanced Ministerial              | 121          | 67           | 188          | 137          | 73           | 210          | 132          | 53           | 185          | 122          | 64           | 186          | 157          | 59           | 216          |
| Advanced Research                 | 183          | 71           | 254          | 152          | 56           | 208          | 166          | 68           | 234          | 154          | 53           | 207          | 138          | 49           | 187          |
| Others                            | 245          | 358          | 603          | 293          | 348          | 641          | 251          | 353          | 604          | 233          | 325          | 558          | 201          | 188          | 389          |
|                                   | <u>1,725</u> | <u>1,446</u> | <u>3,171</u> | <u>1,602</u> | <u>1,405</u> | <u>3,007</u> | <u>1,579</u> | <u>1,475</u> | <u>3,054</u> | <u>1,661</u> | <u>1,544</u> | <u>3,205</u> | <u>1,771</u> | <u>1,507</u> | <u>3,278</u> |
| <b>Total</b>                      |              |              |              |              |              |              |              |              |              |              |              |              |              |              |              |
| MDiv                              | 1,023        | 596          | 1,619        | 1,046        | 597          | 1,643        | 1,004        | 566          | 1,570        | 1,022        | 627          | 1,649        | 1,014        | 627          | 1,641        |
| Ministerial Non-MDiv              | 342          | 584          | 926          | 252          | 552          | 804          | 249          | 568          | 817          | 242          | 549          | 791          | 270          | 560          | 830          |
| General Theological               | 575          | 443          | 1,018        | 643          | 494          | 1,137        | 666          | 509          | 1,175        | 664          | 485          | 1,149        | 633          | 510          | 1,143        |
| Advanced Ministerial              | 178          | 104          | 282          | 196          | 112          | 308          | 187          | 84           | 271          | 204          | 94           | 298          | 188          | 86           | 274          |
| Advanced Research                 | 353          | 149          | 502          | 337          | 139          | 476          | 337          | 160          | 497          | 305          | 134          | 439          | 300          | 122          | 422          |
| Others                            | 385          | 505          | 890          | 418          | 470          | 888          | 420          | 522          | 942          | 383          | 509          | 892          | 363          | 376          | 739          |
|                                   | <u>2,856</u> | <u>2,381</u> | <u>5,237</u> | <u>2,892</u> | <u>2,364</u> | <u>5,256</u> | <u>2,863</u> | <u>2,409</u> | <u>5,272</u> | <u>2,820</u> | <u>2,398</u> | <u>5,218</u> | <u>2,768</u> | <u>2,281</u> | <u>5,049</u> |

**Table 2.13-A Head Count Enrollment by Degree Program, Race or Ethnic Group, and Gender, Fall 2019**

**All Member Schools**

| Degree Category<br>Degree Program            | Asian        |              | Black        |              | Hispanic     |              | Native     |            | Visa         |              | White         |               | Multi-Racial |            | Not Reported |              | Total         |               |  |
|----------------------------------------------|--------------|--------------|--------------|--------------|--------------|--------------|------------|------------|--------------|--------------|---------------|---------------|--------------|------------|--------------|--------------|---------------|---------------|--|
|                                              | M            | W            | M            | W            | M            | W            | M          | W          | M            | W            | M             | W             | M            | W          | M            | W            | M             | W             |  |
| <b>Basic Ministerial Leadership MDiv</b>     |              |              |              |              |              |              |            |            |              |              |               |               |              |            |              |              |               |               |  |
| MDiv                                         | 1,615        | 547          | 2,416        | 2,108        | 1,308        | 491          | 90         | 32         | 1,800        | 436          | 11,897        | 4,427         | 382          | 218        | 2,036        | 1,000        | 21,544        | 9,259         |  |
| <b>Basic Ministerial Leadership Non-MDiv</b> |              |              |              |              |              |              |            |            |              |              |               |               |              |            |              |              |               |               |  |
| MRE/MCE/MA in RelEd/CE                       | 26           | 58           | 46           | 76           | 8            | 12           | 3          | 1          | 23           | 58           | 166           | 193           | 4            | 2          | 60           | 108          | 336           | 508           |  |
| MCM/MSM                                      | 4            | 4            | 27           | 49           | 16           | 7            | 4          | 2          | 13           | 23           | 203           | 59            | 2            | 5          | 91           | 45           | 360           | 194           |  |
| MA in _____(Special)                         | 275          | 467          | 644          | 708          | 514          | 436          | 23         | 22         | 258          | 367          | 2,440         | 3,300         | 104          | 191        | 474          | 623          | 4,732         | 6,114         |  |
| MPS/MAPS                                     | 30           | 30           | 85           | 32           | 126          | 75           | 1          | 2          | 63           | 27           | 327           | 232           | 3            | 13         | 77           | 94           | 712           | 505           |  |
| <b>SubTotal</b>                              | <b>335</b>   | <b>559</b>   | <b>802</b>   | <b>865</b>   | <b>664</b>   | <b>530</b>   | <b>31</b>  | <b>27</b>  | <b>357</b>   | <b>475</b>   | <b>3,136</b>  | <b>3,784</b>  | <b>113</b>   | <b>211</b> | <b>702</b>   | <b>870</b>   | <b>6,140</b>  | <b>7,321</b>  |  |
| <b>General Theological Studies</b>           |              |              |              |              |              |              |            |            |              |              |               |               |              |            |              |              |               |               |  |
| MA/MAR/MTS/MARS/MATS                         | 661          | 354          | 452          | 422          | 801          | 379          | 26         | 22         | 755          | 368          | 4,238         | 2,345         | 158          | 109        | 1,080        | 708          | 8,171         | 4,707         |  |
| <b>Advanced Ministerial Leadership</b>       |              |              |              |              |              |              |            |            |              |              |               |               |              |            |              |              |               |               |  |
| DMin                                         | 691          | 130          | 957          | 684          | 404          | 94           | 22         | 7          | 1,187        | 162          | 3,032         | 767           | 91           | 37         | 825          | 184          | 7,209         | 2,065         |  |
| DMiss                                        | 12           | 2            | 0            | 2            | 5            | 1            | 0          | 0          | 32           | 1            | 14            | 0             | 0            | 0          | 0            | 0            | 63            | 6             |  |
| DEdMin/EdD                                   | 37           | 23           | 78           | 84           | 17           | 12           | 0          | 3          | 60           | 28           | 366           | 89            | 6            | 3          | 85           | 43           | 649           | 285           |  |
| DMA/DCM                                      | 1            | 4            | 2            | 1            | 1            | 0            | 0          | 0          | 4            | 14           | 9             | 1             | 1            | 0          | 0            | 0            | 18            | 20            |  |
| Doctor in _____(Special)                     | 28           | 21           | 20           | 20           | 4            | 1            | 1          | 0          | 73           | 33           | 105           | 35            | 6            | 0          | 41           | 10           | 278           | 120           |  |
| <b>SubTotal</b>                              | <b>769</b>   | <b>180</b>   | <b>1,057</b> | <b>791</b>   | <b>431</b>   | <b>108</b>   | <b>23</b>  | <b>10</b>  | <b>1,356</b> | <b>238</b>   | <b>3,526</b>  | <b>892</b>    | <b>104</b>   | <b>40</b>  | <b>951</b>   | <b>237</b>   | <b>8,217</b>  | <b>2,496</b>  |  |
| <b>Advanced Theological Research</b>         |              |              |              |              |              |              |            |            |              |              |               |               |              |            |              |              |               |               |  |
| ThM/MTh/STM                                  | 99           | 22           | 45           | 17           | 24           | 2            | 3          | 1          | 240          | 46           | 417           | 56            | 13           | 5          | 210          | 42           | 1,051         | 191           |  |
| ThD/PhD                                      | 249          | 72           | 155          | 77           | 118          | 33           | 4          | 5          | 608          | 182          | 1,634         | 425           | 67           | 24         | 345          | 122          | 3,180         | 940           |  |
| <b>SubTotal</b>                              | <b>348</b>   | <b>94</b>    | <b>200</b>   | <b>94</b>    | <b>142</b>   | <b>35</b>    | <b>7</b>   | <b>6</b>   | <b>848</b>   | <b>228</b>   | <b>2,051</b>  | <b>481</b>    | <b>80</b>    | <b>29</b>  | <b>555</b>   | <b>164</b>   | <b>4,231</b>  | <b>1,131</b>  |  |
| <b>Certificate and Diploma</b>               |              |              |              |              |              |              |            |            |              |              |               |               |              |            |              |              |               |               |  |
| Certificate                                  | 172          | 139          | 151          | 106          | 289          | 130          | 4          | 3          | 140          | 95           | 673           | 413           | 29           | 22         | 334          | 158          | 1,792         | 1,066         |  |
| <b>Special Unclassified</b>                  |              |              |              |              |              |              |            |            |              |              |               |               |              |            |              |              |               |               |  |
| Special/Unclassified                         | 52           | 31           | 56           | 51           | 44           | 31           | 5          | 1          | 87           | 39           | 411           | 297           | 20           | 19         | 238          | 182          | 913           | 651           |  |
| <b>Total</b>                                 | <b>3,952</b> | <b>1,904</b> | <b>5,134</b> | <b>4,437</b> | <b>3,679</b> | <b>1,704</b> | <b>186</b> | <b>101</b> | <b>5,343</b> | <b>1,879</b> | <b>25,932</b> | <b>12,639</b> | <b>886</b>   | <b>648</b> | <b>5,896</b> | <b>3,319</b> | <b>51,008</b> | <b>26,631</b> |  |

**Table 2.13-B Head Count Enrollment by Degree Program, Race or Ethnic Group, and Gender, Fall 2019**

**United States**

| Degree Category<br>Degree Program            | Asian        |              | Black        |              | Hispanic     |              | Native     |           | Visa         |              | White         |               | Multi-Racial |            | Not Reported |              | Total         |               |  |
|----------------------------------------------|--------------|--------------|--------------|--------------|--------------|--------------|------------|-----------|--------------|--------------|---------------|---------------|--------------|------------|--------------|--------------|---------------|---------------|--|
|                                              | M            | W            | M            | W            | M            | W            | M          | W         | M            | W            | M             | W             | M            | W          | M            | W            | M             | W             |  |
| <b>Basic Ministerial Leadership MDiv</b>     |              |              |              |              |              |              |            |           |              |              |               |               |              |            |              |              |               |               |  |
| MDiv                                         | 1,514        | 509          | 2,394        | 2,093        | 1,303        | 486          | 87         | 30        | 1,742        | 420          | 11,742        | 4,322         | 381          | 218        | 1,367        | 554          | 20,530        | 8,632         |  |
| <b>Basic Ministerial Leadership Non-MDiv</b> |              |              |              |              |              |              |            |           |              |              |               |               |              |            |              |              |               |               |  |
| MRE/MCE/MA in RelEd/CE                       | 21           | 55           | 46           | 76           | 8            | 12           | 3          | 1         | 23           | 58           | 158           | 172           | 4            | 2          | 40           | 27           | 303           | 403           |  |
| MCM/MSM                                      | 4            | 3            | 27           | 49           | 16           | 7            | 1          | 1         | 13           | 23           | 199           | 57            | 2            | 5          | 91           | 45           | 353           | 190           |  |
| MA in _____(Special)                         | 265          | 459          | 641          | 700          | 513          | 435          | 21         | 19        | 251          | 355          | 2,414         | 3,266         | 104          | 191        | 343          | 358          | 4,552         | 5,783         |  |
| MPS/MAPS                                     | 27           | 15           | 85           | 31           | 125          | 74           | 1          | 2         | 61           | 26           | 312           | 198           | 3            | 13         | 48           | 26           | 662           | 385           |  |
| <b>SubTotal</b>                              | <b>317</b>   | <b>532</b>   | <b>799</b>   | <b>856</b>   | <b>662</b>   | <b>528</b>   | <b>26</b>  | <b>23</b> | <b>348</b>   | <b>462</b>   | <b>3,083</b>  | <b>3,693</b>  | <b>113</b>   | <b>211</b> | <b>522</b>   | <b>456</b>   | <b>5,870</b>  | <b>6,761</b>  |  |
| <b>General Theological Studies</b>           |              |              |              |              |              |              |            |           |              |              |               |               |              |            |              |              |               |               |  |
| MA/MAR/MTS/MARS/MATS                         | 609          | 310          | 443          | 416          | 786          | 375          | 26         | 20        | 733          | 354          | 4,129         | 2,256         | 158          | 109        | 654          | 357          | 7,538         | 4,197         |  |
| <b>Advanced Ministerial Leadership</b>       |              |              |              |              |              |              |            |           |              |              |               |               |              |            |              |              |               |               |  |
| DMin                                         | 687          | 121          | 954          | 683          | 404          | 94           | 22         | 7         | 1,180        | 157          | 3,015         | 755           | 91           | 37         | 699          | 132          | 7,052         | 1,986         |  |
| DMiss                                        | 12           | 2            | 0            | 2            | 5            | 1            | 0          | 0         | 32           | 1            | 14            | 0             | 0            | 0          | 0            | 0            | 63            | 6             |  |
| DEdMin/EdD                                   | 37           | 23           | 78           | 84           | 17           | 12           | 0          | 3         | 60           | 28           | 366           | 89            | 6            | 3          | 85           | 43           | 649           | 285           |  |
| DMA/DCM                                      | 1            | 4            | 2            | 1            | 1            | 0            | 0          | 0         | 4            | 14           | 9             | 1             | 1            | 0          | 0            | 0            | 18            | 20            |  |
| Doctor in _____ (Special)                    | 28           | 21           | 20           | 20           | 4            | 1            | 1          | 0         | 73           | 33           | 105           | 35            | 6            | 0          | 10           | 3            | 247           | 113           |  |
| <b>SubTotal</b>                              | <b>765</b>   | <b>171</b>   | <b>1,054</b> | <b>790</b>   | <b>431</b>   | <b>108</b>   | <b>23</b>  | <b>10</b> | <b>1,349</b> | <b>233</b>   | <b>3,509</b>  | <b>880</b>    | <b>104</b>   | <b>40</b>  | <b>794</b>   | <b>178</b>   | <b>8,029</b>  | <b>2,410</b>  |  |
| <b>Advanced Theological Research</b>         |              |              |              |              |              |              |            |           |              |              |               |               |              |            |              |              |               |               |  |
| ThM/MTh/STM                                  | 88           | 19           | 44           | 17           | 24           | 2            | 3          | 1         | 230          | 45           | 390           | 43            | 13           | 5          | 177          | 28           | 969           | 160           |  |
| ThD/PhD                                      | 236          | 64           | 152          | 75           | 115          | 33           | 4          | 4         | 564          | 167          | 1,584         | 395           | 67           | 24         | 240          | 87           | 2,962         | 849           |  |
| <b>SubTotal</b>                              | <b>324</b>   | <b>83</b>    | <b>196</b>   | <b>92</b>    | <b>139</b>   | <b>35</b>    | <b>7</b>   | <b>5</b>  | <b>794</b>   | <b>212</b>   | <b>1,974</b>  | <b>438</b>    | <b>80</b>    | <b>29</b>  | <b>417</b>   | <b>115</b>   | <b>3,931</b>  | <b>1,009</b>  |  |
| <b>Certificate and Diploma</b>               |              |              |              |              |              |              |            |           |              |              |               |               |              |            |              |              |               |               |  |
| Certificate                                  | 152          | 128          | 145          | 106          | 285          | 129          | 4          | 3         | 134          | 95           | 595           | 311           | 28           | 22         | 207          | 70           | 1,550         | 864           |  |
| <b>Special Unclassified</b>                  |              |              |              |              |              |              |            |           |              |              |               |               |              |            |              |              |               |               |  |
| Special/Unclassified                         | 48           | 23           | 53           | 51           | 44           | 31           | 5          | 1         | 86           | 38           | 372           | 232           | 20           | 19         | 164          | 82           | 792           | 477           |  |
| <b>Total</b>                                 | <b>3,729</b> | <b>1,756</b> | <b>5,084</b> | <b>4,404</b> | <b>3,650</b> | <b>1,692</b> | <b>178</b> | <b>92</b> | <b>5,186</b> | <b>1,814</b> | <b>25,404</b> | <b>12,132</b> | <b>884</b>   | <b>648</b> | <b>4,125</b> | <b>1,812</b> | <b>48,240</b> | <b>24,350</b> |  |

**Table 2.13-C Head Count Enrollment by Degree Program, Race or Ethnic Group, and Gender, Fall 2019**

**Canada**

| Degree Category<br>Degree Program            | Asian      |            | Black     |           | Hispanic  |           | Native   |          | Visa       |           | White      |            | Multi-Racial |   | Not Reported |              | Total        |              |  |
|----------------------------------------------|------------|------------|-----------|-----------|-----------|-----------|----------|----------|------------|-----------|------------|------------|--------------|---|--------------|--------------|--------------|--------------|--|
|                                              | M          | W          | M         | W         | M         | W         | M        | W        | M          | W         | M          | W          | M            | W | M            | W            | M            | W            |  |
| <b>Basic Ministerial Leadership MDiv</b>     |            |            |           |           |           |           |          |          |            |           |            |            |              |   |              |              |              |              |  |
| MDiv                                         | 101        | 38         | 22        | 15        | 5         | 5         | 3        | 2        | 58         | 16        | 155        | 105        | 1            | 0 | 669          | 446          | 1,014        | 627          |  |
| <b>Basic Ministerial Leadership Non-MDiv</b> |            |            |           |           |           |           |          |          |            |           |            |            |              |   |              |              |              |              |  |
| MRE/MCE/MA in RelEd/CE                       | 5          | 3          | 0         | 0         | 0         | 0         | 0        | 0        | 0          | 0         | 8          | 21         | 0            | 0 | 20           | 81           | 33           | 105          |  |
| MCM/MSM                                      | 0          | 1          | 0         | 0         | 0         | 0         | 3        | 1        | 0          | 0         | 4          | 2          | 0            | 0 | 0            | 0            | 7            | 4            |  |
| MA in ____ (Special)                         | 10         | 8          | 3         | 8         | 1         | 1         | 2        | 3        | 7          | 12        | 26         | 34         | 0            | 0 | 131          | 265          | 180          | 331          |  |
| MPS/MAPS                                     | 3          | 15         | 0         | 1         | 1         | 1         | 0        | 0        | 2          | 1         | 15         | 34         | 0            | 0 | 29           | 68           | 50           | 120          |  |
| <b>SubTotal</b>                              | <b>18</b>  | <b>27</b>  | <b>3</b>  | <b>9</b>  | <b>2</b>  | <b>2</b>  | <b>5</b> | <b>4</b> | <b>9</b>   | <b>13</b> | <b>53</b>  | <b>91</b>  |              |   | <b>180</b>   | <b>414</b>   | <b>270</b>   | <b>560</b>   |  |
| <b>General Theological Studies</b>           |            |            |           |           |           |           |          |          |            |           |            |            |              |   |              |              |              |              |  |
| MA/MAR/MTS/MARS/MATS                         | 52         | 44         | 9         | 6         | 15        | 4         | 0        | 2        | 22         | 14        | 109        | 89         | 0            | 0 | 426          | 351          | 633          | 510          |  |
| <b>Advanced Ministerial Leadership</b>       |            |            |           |           |           |           |          |          |            |           |            |            |              |   |              |              |              |              |  |
| DMin                                         | 4          | 9          | 3         | 1         | 0         | 0         | 0        | 0        | 7          | 5         | 17         | 12         | 0            | 0 | 126          | 52           | 157          | 79           |  |
| Doctor in ____ (Special)                     | 0          | 0          | 0         | 0         | 0         | 0         | 0        | 0        | 0          | 0         | 0          | 0          | 0            | 0 | 31           | 7            | 31           | 7            |  |
| <b>SubTotal</b>                              | <b>4</b>   | <b>9</b>   | <b>3</b>  | <b>1</b>  |           |           |          |          | <b>7</b>   | <b>5</b>  | <b>17</b>  | <b>12</b>  |              |   | <b>157</b>   | <b>59</b>    | <b>188</b>   | <b>86</b>    |  |
| <b>Advanced Theological Research</b>         |            |            |           |           |           |           |          |          |            |           |            |            |              |   |              |              |              |              |  |
| ThM/MTh/STM                                  | 11         | 3          | 1         | 0         | 0         | 0         | 0        | 0        | 10         | 1         | 27         | 13         | 0            | 0 | 33           | 14           | 82           | 31           |  |
| ThD/PhD                                      | 13         | 8          | 3         | 2         | 3         | 0         | 0        | 1        | 44         | 15        | 50         | 30         | 0            | 0 | 105          | 35           | 218          | 91           |  |
| <b>SubTotal</b>                              | <b>24</b>  | <b>11</b>  | <b>4</b>  | <b>2</b>  | <b>3</b>  |           |          | <b>1</b> | <b>54</b>  | <b>16</b> | <b>77</b>  | <b>43</b>  |              |   | <b>138</b>   | <b>49</b>    | <b>300</b>   | <b>122</b>   |  |
| <b>Certificate and Diploma</b>               |            |            |           |           |           |           |          |          |            |           |            |            |              |   |              |              |              |              |  |
| Certificate                                  | 20         | 11         | 6         | 0         | 4         | 1         | 0        | 0        | 6          | 0         | 78         | 102        | 1            | 0 | 127          | 88           | 242          | 202          |  |
| <b>Special Unclassified</b>                  |            |            |           |           |           |           |          |          |            |           |            |            |              |   |              |              |              |              |  |
| Special/Unclassified                         | 4          | 8          | 3         | 0         | 0         | 0         | 0        | 0        | 1          | 1         | 39         | 65         | 0            | 0 | 74           | 100          | 121          | 174          |  |
| <b>Total</b>                                 | <b>223</b> | <b>148</b> | <b>50</b> | <b>33</b> | <b>29</b> | <b>12</b> | <b>8</b> | <b>9</b> | <b>157</b> | <b>65</b> | <b>528</b> | <b>507</b> | <b>2</b>     |   | <b>1,771</b> | <b>1,507</b> | <b>2,768</b> | <b>2,281</b> |  |

**Table 2.14-A Head Count Enrollment by Degree Program, Age, and Gender, Fall 2019**

**All Member Schools**

| Degree Category<br>Degree Program            | Under 22 |     | 22 - 24 |       | 25 - 29 |       | 30 - 34 |       | 35 - 39 |       | 40 - 49 |       | 50 - 64 |       | 65 and Over |       | Not Reported |     | Total  |        |  |
|----------------------------------------------|----------|-----|---------|-------|---------|-------|---------|-------|---------|-------|---------|-------|---------|-------|-------------|-------|--------------|-----|--------|--------|--|
|                                              | M        | W   | M       | W     | M       | W     | M       | W     | M       | W     | M       | W     | M       | W     | M           | W     | M            | W   | M      | W      |  |
| <b>Basic Ministerial Leadership MDiv</b>     |          |     |         |       |         |       |         |       |         |       |         |       |         |       |             |       |              |     |        |        |  |
| MDiv                                         | 143      | 67  | 2,884   | 1,071 | 5,883   | 1,569 | 3,786   | 999   | 2,773   | 979   | 3,310   | 1,918 | 2,323   | 2,266 | 292         | 300   | 150          | 90  | 21,544 | 9,259  |  |
| <b>Basic Ministerial Leadership Non-MDiv</b> |          |     |         |       |         |       |         |       |         |       |         |       |         |       |             |       |              |     |        |        |  |
| MRE/MCE/MA in RelEd/CE                       | 0        | 2   | 30      | 33    | 75      | 97    | 55      | 76    | 47      | 66    | 65      | 121   | 52      | 95    | 10          | 13    | 2            | 5   | 336    | 508    |  |
| MCM/MSM                                      | 3        | 1   | 35      | 22    | 56      | 35    | 52      | 17    | 50      | 18    | 87      | 42    | 73      | 47    | 4           | 12    | 0            | 0   | 360    | 194    |  |
| MA in ____ (Special)                         | 15       | 38  | 324     | 780   | 913     | 1,366 | 759     | 766   | 660     | 599   | 975     | 1,123 | 854     | 1,166 | 134         | 188   | 98           | 88  | 4,732  | 6,114  |  |
| MPS/MAPS                                     | 1        | 1   | 25      | 26    | 49      | 51    | 76      | 44    | 69      | 58    | 196     | 104   | 261     | 188   | 32          | 31    | 3            | 2   | 712    | 505    |  |
| <b>SubTotal</b>                              | 19       | 42  | 414     | 861   | 1,093   | 1,549 | 942     | 903   | 826     | 741   | 1,323   | 1,390 | 1,240   | 1,496 | 180         | 244   | 103          | 95  | 6,140  | 7,321  |  |
| <b>General Theological Studies</b>           |          |     |         |       |         |       |         |       |         |       |         |       |         |       |             |       |              |     |        |        |  |
| MA/MAR/MTS/MARS/MATS                         | 31       | 28  | 689     | 515   | 1,523   | 820   | 1,261   | 570   | 1,130   | 525   | 1,576   | 925   | 1,478   | 1,050 | 289         | 177   | 194          | 97  | 8,171  | 4,707  |  |
| <b>Advanced Ministerial Leadership</b>       |          |     |         |       |         |       |         |       |         |       |         |       |         |       |             |       |              |     |        |        |  |
| DMin                                         | 1        | 0   | 0       | 1     | 88      | 12    | 495     | 88    | 1,193   | 177   | 2,606   | 517   | 2,423   | 1,013 | 348         | 249   | 55           | 8   | 7,209  | 2,065  |  |
| DMiss                                        | 0        | 0   | 0       | 0     | 4       | 0     | 4       | 0     | 10      | 0     | 18      | 2     | 25      | 3     | 2           | 1     | 0            | 0   | 63     | 6      |  |
| DEdMin/EdD                                   | 0        | 0   | 0       | 1     | 26      | 11    | 73      | 23    | 104     | 25    | 228     | 93    | 197     | 116   | 19          | 14    | 2            | 2   | 649    | 285    |  |
| DMA/DCM                                      | 0        | 0   | 0       | 0     | 1       | 1     | 2       | 7     | 4       | 4     | 4       | 5     | 6       | 3     | 0           | 0     | 1            | 0   | 18     | 20     |  |
| Doctor in ____ (Special)                     | 0        | 0   | 0       | 0     | 10      | 3     | 17      | 7     | 33      | 15    | 74      | 41    | 129     | 48    | 13          | 4     | 2            | 2   | 278    | 120    |  |
| <b>SubTotal</b>                              | 1        | 0   | 0       | 2     | 129     | 27    | 591     | 125   | 1,344   | 221   | 2,930   | 658   | 2,780   | 1,183 | 382         | 268   | 60           | 12  | 8,217  | 2,496  |  |
| <b>Advanced Theological Research</b>         |          |     |         |       |         |       |         |       |         |       |         |       |         |       |             |       |              |     |        |        |  |
| ThM/MTh/STM                                  | 0        | 0   | 15      | 4     | 147     | 33    | 239     | 43    | 220     | 25    | 226     | 34    | 114     | 32    | 19          | 9     | 71           | 11  | 1,051  | 191    |  |
| ThD/PhD                                      | 0        | 0   | 6       | 9     | 305     | 101   | 654     | 177   | 709     | 175   | 867     | 218   | 473     | 170   | 38          | 21    | 128          | 69  | 3,180  | 940    |  |
| <b>SubTotal</b>                              | 0        | 0   | 21      | 13    | 452     | 134   | 893     | 220   | 929     | 200   | 1,093   | 252   | 587     | 202   | 57          | 30    | 199          | 80  | 4,231  | 1,131  |  |
| <b>Certificate and Diploma</b>               |          |     |         |       |         |       |         |       |         |       |         |       |         |       |             |       |              |     |        |        |  |
| Certificate                                  | 34       | 23  | 55      | 19    | 122     | 75    | 211     | 97    | 242     | 97    | 416     | 286   | 467     | 329   | 117         | 115   | 128          | 25  | 1,792  | 1,066  |  |
| <b>Special Unclassified</b>                  |          |     |         |       |         |       |         |       |         |       |         |       |         |       |             |       |              |     |        |        |  |
| Special/Unclassified                         | 2        | 3   | 57      | 43    | 111     | 60    | 147     | 61    | 132     | 81    | 197     | 136   | 195     | 213   | 59          | 47    | 13           | 7   | 913    | 651    |  |
| <b>Total</b>                                 | 230      | 163 | 4,120   | 2,524 | 9,313   | 4,234 | 7,831   | 2,975 | 7,376   | 2,844 | 10,845  | 5,565 | 9,070   | 6,739 | 1,376       | 1,181 | 847          | 406 | 51,008 | 26,631 |  |

Data on age/enrollment are only collected in odd-numbered years. Data shown here are from the school year beginning in Fall 2019.

**Table 2.14-B Head Count Enrollment by Degree Program, Age, and Gender, Fall 2019**

**United States**

| Degree Category<br>Degree Program            | Under 22 |     | 22 - 24 |       | 25 - 29 |       | 30 - 34 |       | 35 - 39 |       | 40 - 49 |       | 50 - 64 |       | 65 and Over |       | Not Reported |     | Total  |        |  |
|----------------------------------------------|----------|-----|---------|-------|---------|-------|---------|-------|---------|-------|---------|-------|---------|-------|-------------|-------|--------------|-----|--------|--------|--|
|                                              | M        | W   | M       | W     | M       | W     | M       | W     | M       | W     | M       | W     | M       | W     | M           | W     | M            | W   | M      | W      |  |
| <b>Basic Ministerial Leadership MDiv</b>     |          |     |         |       |         |       |         |       |         |       |         |       |         |       |             |       |              |     |        |        |  |
| MDiv                                         | 141      | 66  | 2,783   | 1,011 | 5,637   | 1,471 | 3,594   | 911   | 2,646   | 917   | 3,141   | 1,770 | 2,204   | 2,142 | 276         | 286   | 108          | 58  | 20,530 | 8,632  |  |
| <b>Basic Ministerial Leadership Non-MDiv</b> |          |     |         |       |         |       |         |       |         |       |         |       |         |       |             |       |              |     |        |        |  |
| MRE/MCE/MA in RelEd/CE                       | 0        | 2   | 30      | 31    | 71      | 86    | 44      | 56    | 41      | 52    | 54      | 85    | 51      | 74    | 10          | 12    | 2            | 5   | 303    | 403    |  |
| MCM/MSM                                      | 3        | 1   | 34      | 22    | 56      | 34    | 52      | 17    | 50      | 17    | 85      | 40    | 69      | 47    | 4           | 12    | 0            | 0   | 353    | 190    |  |
| MA in _____(Special)                         | 15       | 37  | 315     | 752   | 881     | 1,293 | 732     | 730   | 634     | 549   | 929     | 1,055 | 817     | 1,097 | 131         | 182   | 98           | 88  | 4,552  | 5,783  |  |
| MPS/MAPS                                     | 1        | 0   | 25      | 22    | 46      | 33    | 65      | 29    | 64      | 41    | 183     | 73    | 246     | 156   | 29          | 29    | 3            | 2   | 662    | 385    |  |
| <b>SubTotal</b>                              | 19       | 40  | 404     | 827   | 1,054   | 1,446 | 893     | 832   | 789     | 659   | 1,251   | 1,253 | 1,183   | 1,374 | 174         | 235   | 103          | 95  | 5,870  | 6,761  |  |
| <b>General Theological Studies</b>           |          |     |         |       |         |       |         |       |         |       |         |       |         |       |             |       |              |     |        |        |  |
| MA/MAR/MTS/MARS/MATS                         | 30       | 27  | 661     | 497   | 1,427   | 755   | 1,167   | 519   | 1,037   | 469   | 1,407   | 773   | 1,360   | 918   | 265         | 146   | 184          | 93  | 7,538  | 4,197  |  |
| <b>Advanced Ministerial Leadership</b>       |          |     |         |       |         |       |         |       |         |       |         |       |         |       |             |       |              |     |        |        |  |
| DMin                                         | 1        | 0   | 0       | 1     | 88      | 12    | 490     | 87    | 1,168   | 171   | 2,554   | 501   | 2,361   | 966   | 336         | 240   | 54           | 8   | 7,052  | 1,986  |  |
| DMiss                                        | 0        | 0   | 0       | 0     | 4       | 0     | 4       | 0     | 10      | 0     | 18      | 2     | 25      | 3     | 2           | 1     | 0            | 0   | 63     | 6      |  |
| DEdMin/EdD                                   | 0        | 0   | 0       | 1     | 26      | 11    | 73      | 23    | 104     | 25    | 228     | 93    | 197     | 116   | 19          | 14    | 2            | 2   | 649    | 285    |  |
| DMA/DCM                                      | 0        | 0   | 0       | 0     | 1       | 1     | 2       | 7     | 4       | 4     | 4       | 5     | 6       | 3     | 0           | 0     | 1            | 0   | 18     | 20     |  |
| Doctor in _____ (Special)                    | 0        | 0   | 0       | 0     | 7       | 3     | 15      | 7     | 31      | 14    | 65      | 39    | 116     | 45    | 11          | 3     | 2            | 2   | 247    | 113    |  |
| <b>SubTotal</b>                              | 1        | 0   | 0       | 2     | 126     | 27    | 584     | 124   | 1,317   | 214   | 2,869   | 640   | 2,705   | 1,133 | 368         | 258   | 59           | 12  | 8,029  | 2,410  |  |
| <b>Advanced Theological Research</b>         |          |     |         |       |         |       |         |       |         |       |         |       |         |       |             |       |              |     |        |        |  |
| ThM/MTh/STM                                  | 0        | 0   | 11      | 3     | 142     | 29    | 220     | 33    | 200     | 22    | 210     | 31    | 101     | 27    | 17          | 4     | 68           | 11  | 969    | 160    |  |
| ThD/PhD                                      | 0        | 0   | 6       | 8     | 281     | 92    | 618     | 160   | 656     | 158   | 811     | 197   | 455     | 160   | 35          | 18    | 100          | 56  | 2,962  | 849    |  |
| <b>SubTotal</b>                              | 0        | 0   | 17      | 11    | 423     | 121   | 838     | 193   | 856     | 180   | 1,021   | 228   | 556     | 187   | 52          | 22    | 168          | 67  | 3,931  | 1,009  |  |
| <b>Certificate and Diploma</b>               |          |     |         |       |         |       |         |       |         |       |         |       |         |       |             |       |              |     |        |        |  |
| Certificate                                  | 17       | 10  | 40      | 18    | 101     | 63    | 188     | 79    | 217     | 90    | 368     | 241   | 393     | 261   | 98          | 81    | 128          | 21  | 1,550  | 864    |  |
| <b>Special Unclassified</b>                  |          |     |         |       |         |       |         |       |         |       |         |       |         |       |             |       |              |     |        |        |  |
| Special/Unclassified                         | 2        | 3   | 52      | 34    | 98      | 45    | 125     | 49    | 120     | 58    | 169     | 99    | 166     | 146   | 47          | 36    | 13           | 7   | 792    | 477    |  |
| <b>Total</b>                                 | 210      | 146 | 3,957   | 2,400 | 8,866   | 3,928 | 7,389   | 2,707 | 6,982   | 2,587 | 10,226  | 5,004 | 8,567   | 6,161 | 1,280       | 1,064 | 763          | 353 | 48,240 | 24,350 |  |

Data on age/enrollment are only collected in odd-numbered years. Data shown here are from the school year beginning in Fall 2019.

**Table 2.14-C Head Count Enrollment by Degree Program, Age, and Gender, Fall 2019**  
**Canada**

| Degree Category<br>Degree Program            | Under 22 |    | 22 - 24 |     | 25 - 29 |     | 30 - 34 |     | 35 - 39 |     | 40 - 49 |     | 50 - 64 |     | 65 and Over |     | Not Reported |    | Total |       |  |
|----------------------------------------------|----------|----|---------|-----|---------|-----|---------|-----|---------|-----|---------|-----|---------|-----|-------------|-----|--------------|----|-------|-------|--|
|                                              | M        | W  | M       | W   | M       | W   | M       | W   | M       | W   | M       | W   | M       | W   | M           | W   | M            | W  | M     | W     |  |
| <b>Basic Ministerial Leadership MDiv</b>     |          |    |         |     |         |     |         |     |         |     |         |     |         |     |             |     |              |    |       |       |  |
| MDiv                                         | 2        | 1  | 101     | 60  | 246     | 98  | 192     | 88  | 127     | 62  | 169     | 148 | 119     | 124 | 16          | 14  | 42           | 32 | 1,014 | 627   |  |
| <b>Basic Ministerial Leadership Non-MDiv</b> |          |    |         |     |         |     |         |     |         |     |         |     |         |     |             |     |              |    |       |       |  |
| MRE/MCE/MA in RelEd/CE                       | 0        | 0  | 0       | 2   | 4       | 11  | 11      | 20  | 6       | 14  | 11      | 36  | 1       | 21  | 0           | 1   | 0            | 0  | 33    | 105   |  |
| MCM/MSM                                      | 0        | 0  | 1       | 0   | 0       | 1   | 0       | 0   | 0       | 1   | 2       | 2   | 4       | 0   | 0           | 0   | 0            | 0  | 7     | 4     |  |
| MA in ____ (Special)                         | 0        | 1  | 9       | 28  | 32      | 73  | 27      | 36  | 26      | 50  | 46      | 68  | 37      | 69  | 3           | 6   | 0            | 0  | 180   | 331   |  |
| MPS/MAPS                                     | 0        | 1  | 0       | 4   | 3       | 18  | 11      | 15  | 5       | 17  | 13      | 31  | 15      | 32  | 3           | 2   | 0            | 0  | 50    | 120   |  |
| <b>SubTotal</b>                              | 0        | 2  | 10      | 34  | 39      | 103 | 49      | 71  | 37      | 82  | 72      | 137 | 57      | 122 | 6           | 9   | 0            | 0  | 270   | 560   |  |
| <b>General Theological Studies</b>           |          |    |         |     |         |     |         |     |         |     |         |     |         |     |             |     |              |    |       |       |  |
| MA/MAR/MTS/MARS/MATS                         | 1        | 1  | 28      | 18  | 96      | 65  | 94      | 51  | 93      | 56  | 169     | 152 | 118     | 132 | 24          | 31  | 10           | 4  | 633   | 510   |  |
| <b>Advanced Ministerial Leadership</b>       |          |    |         |     |         |     |         |     |         |     |         |     |         |     |             |     |              |    |       |       |  |
| DMin                                         | 0        | 0  | 0       | 0   | 0       | 0   | 5       | 1   | 25      | 6   | 52      | 16  | 62      | 47  | 12          | 9   | 1            | 0  | 157   | 79    |  |
| Doctor in ____ (Special)                     | 0        | 0  | 0       | 0   | 3       | 0   | 2       | 0   | 2       | 1   | 9       | 2   | 13      | 3   | 2           | 1   | 0            | 0  | 31    | 7     |  |
| <b>SubTotal</b>                              | 0        | 0  | 0       | 0   | 3       | 0   | 7       | 1   | 27      | 7   | 61      | 18  | 75      | 50  | 14          | 10  | 1            | 0  | 188   | 86    |  |
| <b>Advanced Theological Research</b>         |          |    |         |     |         |     |         |     |         |     |         |     |         |     |             |     |              |    |       |       |  |
| ThM/MTh/STM                                  | 0        | 0  | 4       | 1   | 5       | 4   | 19      | 10  | 20      | 3   | 16      | 3   | 13      | 5   | 2           | 5   | 3            | 0  | 82    | 31    |  |
| ThD/PhD                                      | 0        | 0  | 0       | 1   | 24      | 9   | 36      | 17  | 53      | 17  | 56      | 21  | 18      | 10  | 3           | 3   | 28           | 13 | 218   | 91    |  |
| <b>SubTotal</b>                              | 0        | 0  | 4       | 2   | 29      | 13  | 55      | 27  | 73      | 20  | 72      | 24  | 31      | 15  | 5           | 8   | 31           | 13 | 300   | 122   |  |
| <b>Certificate and Diploma</b>               |          |    |         |     |         |     |         |     |         |     |         |     |         |     |             |     |              |    |       |       |  |
| Certificate                                  | 17       | 13 | 15      | 1   | 21      | 12  | 23      | 18  | 25      | 7   | 48      | 45  | 74      | 68  | 19          | 34  | 0            | 4  | 242   | 202   |  |
| <b>Special Unclassified</b>                  |          |    |         |     |         |     |         |     |         |     |         |     |         |     |             |     |              |    |       |       |  |
| Special/Unclassified                         | 0        | 0  | 5       | 9   | 13      | 15  | 22      | 12  | 12      | 23  | 28      | 37  | 29      | 67  | 12          | 11  | 0            | 0  | 121   | 174   |  |
| <b>Total</b>                                 | 20       | 17 | 163     | 124 | 447     | 306 | 442     | 268 | 394     | 257 | 619     | 561 | 503     | 578 | 96          | 117 | 84           | 53 | 2,768 | 2,281 |  |

Data on age/enrollment are only collected in odd-numbered years. Data shown here are from the school year beginning in Fall 2019.

**Table 2.15 Head Count and Full-Time Equivalent Enrollment by Degree Category, Fall 2019**

**All Member Schools**

|                                                                         | MDiv |     | Ministerial Non-MDiv |     | General Theological |     | Advanced Ministerial |     | Advanced Research |     | Other |     | Total |       |
|-------------------------------------------------------------------------|------|-----|----------------------|-----|---------------------|-----|----------------------|-----|-------------------|-----|-------|-----|-------|-------|
|                                                                         | HC   | FTE | HC                   | FTE | HC                  | FTE | HC                   | FTE | HC                | FTE | HC    | FTE | HC    | FTE   |
| Abilene Christian University Graduate School of Theology                | 97   | 48  | 66                   | 29  | 27                  | 12  | 24                   | 8   | 0                 | 0   | 0     | 0   | 214   | 97    |
| Academy for Jewish Religion                                             | 47   | 25  | 3                    | 1   | 0                   | 0   | 0                    | 0   | 0                 | 0   | 0     | 0   | 50    | 26    |
| Acadia Divinity College                                                 | 41   | 26  | 0                    | 0   | 26                  | 9   | 35                   | 12  | 0                 | 0   | 68    | 20  | 170   | 67    |
| Alliance Theological Seminary                                           | 280  | 129 | 86                   | 36  | 116                 | 66  | 64                   | 21  | 0                 | 0   | 6     | 2   | 552   | 254   |
| Ambrose Seminary of Ambrose University                                  | 46   | 24  | 48                   | 23  | 2                   | 1   | 0                    | 0   | 0                 | 0   | 0     | 0   | 96    | 48    |
| America Evangelical University Graduate School of Theology              | 0    | 0   | 0                    | 0   | 0                   | 0   | 0                    | 0   | 0                 | 0   | 0     | 0   | 0     | 0     |
| American Baptist Seminary of the West                                   | 16   | 10  | 0                    | 0   | 0                   | 0   | 22                   | 7   | 0                 | 0   | 5     | 5   | 43    | 22    |
| Anabaptist Mennonite Biblical Seminary                                  | 51   | 29  | 8                    | 5   | 15                  | 10  | 0                    | 0   | 0                 | 0   | 14    | 3   | 88    | 47    |
| Anderson University School of Theology                                  | 39   | 30  | 12                   | 8   | 10                  | 5   | 0                    | 0   | 0                 | 0   | 0     | 0   | 61    | 43    |
| Antiochian House of Studies                                             | 0    | 0   | 0                    | 0   | 0                   | 0   | 0                    | 0   | 136               | 136 | 105   | 105 | 241   | 241   |
| Aquinas Institute of Theology                                           | 19   | 16  | 27                   | 15  | 22                  | 14  | 32                   | 11  | 0                 | 0   | 15    | 7   | 115   | 63    |
| Asbury Theological Seminary                                             | 742  | 617 | 332                  | 238 | 216                 | 151 | 236                  | 79  | 123               | 123 | 57    | 23  | 1,706 | 1,231 |
| Ashland Theological Seminary                                            | 78   | 38  | 149                  | 95  | 13                  | 6   | 31                   | 10  | 0                 | 0   | 11    | 11  | 282   | 160   |
| Assemblies of God Theological Seminary                                  | 37   | 32  | 49                   | 32  | 16                  | 10  | 104                  | 49  | 77                | 77  | 0     | 0   | 283   | 200   |
| Associated Canadian Theological Schools                                 | 56   | 35  | 74                   | 49  | 224                 | 127 | 20                   | 7   | 4                 | 1   | 0     | 0   | 378   | 219   |
| Athenaeum of Ohio                                                       | 72   | 70  | 29                   | 12  | 21                  | 11  | 0                    | 0   | 0                 | 0   | 91    | 60  | 213   | 153   |
| Atlantic School of Theology                                             | 53   | 29  | 0                    | 0   | 13                  | 3   | 0                    | 0   | 0                 | 0   | 29    | 9   | 95    | 41    |
| Augustine Institute                                                     | 0    | 0   | 18                   | 15  | 292                 | 121 | 0                    | 0   | 0                 | 0   | 18    | 8   | 328   | 144   |
| Austin Presbyterian Theological Seminary                                | 84   | 74  | 28                   | 14  | 9                   | 7   | 27                   | 9   | 0                 | 0   | 4     | 2   | 152   | 106   |
| Azusa Pacific Seminary                                                  | 166  | 165 | 40                   | 33  | 12                  | 10  | 65                   | 22  | 0                 | 0   | 0     | 0   | 283   | 230   |
| B. H. Carroll Theological Institute                                     | 11   | 7   | 34                   | 27  | 44                  | 13  | 2                    | 1   | 35                | 35  | 0     | 0   | 126   | 83    |
| Baptist Missionary Association Theological Seminary                     | 25   | 20  | 9                    | 8   | 31                  | 20  | 0                    | 0   | 0                 | 0   | 0     | 0   | 65    | 48    |
| Baptist Seminary of Kentucky                                            | 30   | 26  | 0                    | 0   | 0                   | 0   | 0                    | 0   | 0                 | 0   | 0     | 0   | 30    | 26    |
| Barry University Department of Theology and Philosophy                  | 0    | 0   | 40                   | 13  | 0                   | 0   | 27                   | 9   | 0                 | 0   | 0     | 0   | 67    | 22    |
| Beeson Divinity School of Samford University                            | 120  | 105 | 0                    | 0   | 12                  | 9   | 21                   | 7   | 0                 | 0   | 0     | 0   | 153   | 121   |
| Berkeley Divinity School                                                | 0    | 0   | 0                    | 0   | 0                   | 0   | 0                    | 0   | 0                 | 0   | 0     | 0   | 0     | 0     |
| Bethany Theological Seminary                                            | 32   | 20  | 0                    | 0   | 11                  | 9   | 0                    | 0   | 0                 | 0   | 19    | 11  | 62    | 40    |
| Bethel Seminary of Bethel University                                    | 141  | 62  | 188                  | 111 | 70                  | 31  | 73                   | 24  | 0                 | 0   | 17    | 1   | 489   | 229   |
| Bexley Hall Seabury-Western Theological Seminary Federation, Inc.       | 32   | 27  | 0                    | 0   | 0                   | 0   | 31                   | 10  | 0                 | 0   | 0     | 0   | 63    | 37    |
| Boston College School of Theology and Ministry                          | 56   | 55  | 80                   | 53  | 67                  | 60  | 0                    | 0   | 14                | 12  | 65    | 39  | 282   | 219   |
| Boston University School of Theology                                    | 164  | 161 | 1                    | 1   | 36                  | 36  | 58                   | 19  | 65                | 64  | 0     | 0   | 324   | 281   |
| Briercrest College and Seminary                                         | 10   | 9   | 90                   | 64  | 8                   | 6   | 0                    | 0   | 0                 | 0   | 0     | 0   | 108   | 79    |
| Brite Divinity School                                                   | 94   | 68  | 11                   | 7   | 12                  | 10  | 21                   | 7   | 28                | 26  | 2     | 2   | 168   | 120   |
| Byzantine Catholic Seminary of SS. Cyril and Methodius                  | 13   | 12  | 20                   | 7   | 0                   | 0   | 0                    | 0   | 0                 | 0   | 3     | 1   | 36    | 20    |
| Calvin Theological Seminary                                             | 120  | 112 | 27                   | 21  | 24                  | 21  | 0                    | 0   | 70                | 70  | 54    | 19  | 295   | 243   |
| Campbell University Divinity School                                     | 85   | 72  | 14                   | 7   | 0                   | 0   | 28                   | 9   | 0                 | 0   | 5     | 0   | 132   | 88    |
| Canadian Reformed Theological Seminary                                  | 20   | 20  | 0                    | 0   | 0                   | 0   | 0                    | 0   | 0                 | 0   | 0     | 0   | 20    | 20    |
| Canadian Southern Baptist Seminary                                      | 17   | 10  | 3                    | 2   | 8                   | 5   | 0                    | 0   | 0                 | 0   | 10    | 3   | 38    | 20    |
| Candler School of Theology of Emory University                          | 301  | 285 | 9                    | 9   | 45                  | 36  | 89                   | 30  | 23                | 22  | 3     | 2   | 470   | 384   |
| Carey Theological College                                               | 62   | 38  | 47                   | 28  | 0                   | 0   | 12                   | 4   | 0                 | 0   | 0     | 0   | 121   | 70    |
| Catholic Distance University Graduate School of Theology                | 0    | 0   | 17                   | 17  | 73                  | 60  | 0                    | 0   | 0                 | 0   | 30    | 17  | 120   | 94    |
| Catholic Theological Union                                              | 106  | 85  | 77                   | 37  | 23                  | 11  | 26                   | 9   | 0                 | 0   | 0     | 0   | 232   | 142   |
| Catholic University of America School of Theology and Religious Studies | 104  | 99  | 11                   | 6   | 11                  | 10  | 27                   | 9   | 108               | 108 | 0     | 0   | 261   | 232   |
| Central Baptist Theological Seminary                                    | 156  | 150 | 17                   | 17  | 10                  | 9   | 83                   | 28  | 0                 | 0   | 130   | 130 | 396   | 334   |
| Central Baptist Theological Seminary of Minneapolis                     | 33   | 8   | 0                    | 0   | 11                  | 8   | 5                    | 2   | 2                 | 1   | 0     | 0   | 51    | 19    |
| Chapman Seminary                                                        | 4    | 2   | 0                    | 0   | 0                   | 0   | 2                    | 1   | 0                 | 0   | 0     | 0   | 6     | 3     |
| Chicago Theological Seminary                                            | 166  | 94  | 2                    | 2   | 20                  | 11  | 19                   | 6   | 47                | 44  | 7     | 3   | 261   | 160   |



**Table 2.15 Head Count and Full-Time Equivalent Enrollment by Degree Category, Fall 2019****All Member Schools**

|                                                                               | MDiv |     | Ministerial Non-MDiv |     | General Theological |     | Advanced Ministerial |     | Advanced Research |     | Other |     | Total |       |
|-------------------------------------------------------------------------------|------|-----|----------------------|-----|---------------------|-----|----------------------|-----|-------------------|-----|-------|-----|-------|-------|
|                                                                               | HC   | FTE | HC                   | FTE | HC                  | FTE | HC                   | FTE | HC                | FTE | HC    | FTE | HC    | FTE   |
| China Evangelical Seminary North America                                      | 21   | 14  | 19                   | 7   | 38                  | 23  | 8                    | 3   | 6                 | 3   | 0     | 0   | 92    | 50    |
| Christ the King Seminary                                                      | 21   | 21  | 26                   | 18  | 8                   | 2   | 0                    | 0   | 0                 | 0   | 0     | 0   | 55    | 41    |
| Christian Theological Seminary                                                | 69   | 59  | 36                   | 30  | 10                  | 4   | 14                   | 5   | 10                | 10  | 0     | 0   | 139   | 108   |
| Christian Witness Theological Seminary                                        | 20   | 17  | 41                   | 21  | 0                   | 0   | 8                    | 4   | 4                 | 4   | 24    | 6   | 97    | 52    |
| Church Divinity School of the Pacific                                         | 49   | 41  | 0                    | 0   | 17                  | 9   | 0                    | 0   | 0                 | 0   | 8     | 3   | 74    | 53    |
| Claremont School of Theology                                                  | 147  | 105 | 0                    | 0   | 52                  | 31  | 69                   | 23  | 91                | 91  | 0     | 0   | 359   | 250   |
| Colgate Rochester Crozer Divinity School                                      | 13   | 10  | 0                    | 0   | 9                   | 5   | 8                    | 3   | 0                 | 0   | 0     | 0   | 30    | 18    |
| Columbia Biblical Seminary of Columbia International University               | 107  | 84  | 90                   | 52  | 53                  | 26  | 30                   | 30  | 0                 | 0   | 0     | 0   | 280   | 192   |
| Columbia Theological Seminary                                                 | 101  | 89  | 17                   | 13  | 10                  | 9   | 132                  | 59  | 10                | 10  | 0     | 0   | 270   | 180   |
| Concordia Lutheran Seminary (AB)                                              | 9    | 9   | 0                    | 0   | 0                   | 0   | 0                    | 0   | 0                 | 0   | 0     | 0   | 9     | 9     |
| Concordia Lutheran Theological Seminary (ON)                                  | 8    | 7   | 0                    | 0   | 3                   | 2   | 0                    | 0   | 0                 | 0   | 3     | 1   | 14    | 10    |
| Concordia Seminary (MO)                                                       | 191  | 142 | 14                   | 12  | 21                  | 7   | 47                   | 16  | 134               | 111 | 185   | 72  | 592   | 360   |
| Concordia Theological Seminary (IN)                                           | 145  | 108 | 57                   | 33  | 3                   | 3   | 20                   | 7   | 57                | 50  | 32    | 9   | 314   | 210   |
| Covenant Theological Seminary                                                 | 215  | 153 | 189                  | 135 | 117                 | 23  | 52                   | 17  | 6                 | 2   | 20    | 7   | 599   | 337   |
| Dallas Theological Seminary                                                   | 588  | 345 | 762                  | 368 | 681                 | 210 | 204                  | 115 | 75                | 71  | 107   | 26  | 2,417 | 1,135 |
| Denver Seminary                                                               | 298  | 160 | 319                  | 188 | 85                  | 35  | 75                   | 25  | 13                | 5   | 47    | 11  | 837   | 424   |
| Dominican House of Studies                                                    | 69   | 65  | 0                    | 0   | 10                  | 8   | 0                    | 0   | 0                 | 0   | 0     | 0   | 79    | 73    |
| Dominican School of Philosophy and Theology                                   | 10   | 9   | 0                    | 0   | 32                  | 28  | 0                    | 0   | 0                 | 0   | 30    | 26  | 72    | 63    |
| Drew University Theological School                                            | 163  | 148 | 17                   | 14  | 17                  | 13  | 91                   | 30  | 65                | 63  | 0     | 0   | 353   | 268   |
| Duke University Divinity School                                               | 328  | 324 | 40                   | 36  | 62                  | 58  | 80                   | 27  | 49                | 47  | 0     | 0   | 559   | 492   |
| Earlham School of Religion                                                    | 26   | 18  | 0                    | 0   | 7                   | 5   | 0                    | 0   | 0                 | 0   | 5     | 2   | 38    | 25    |
| Eastern Mennonite Seminary                                                    | 38   | 23  | 10                   | 4   | 4                   | 3   | 0                    | 0   | 0                 | 0   | 22    | 11  | 74    | 41    |
| Ecumenical Theological Seminary                                               | 23   | 20  | 14                   | 10  | 0                   | 0   | 26                   | 9   | 0                 | 0   | 0     | 0   | 63    | 39    |
| Eden Theological Seminary                                                     | 95   | 66  | 0                    | 0   | 10                  | 8   | 34                   | 11  | 0                 | 0   | 0     | 0   | 139   | 85    |
| Emmanuel Christian Seminary at Milligan                                       | 82   | 77  | 37                   | 23  | 7                   | 3   | 8                    | 3   | 0                 | 0   | 0     | 0   | 134   | 106   |
| Emmanuel College of Victoria University                                       | 28   | 20  | 91                   | 47  | 11                  | 5   | 6                    | 2   | 37                | 36  | 8     | 3   | 181   | 113   |
| Erskine Theological Seminary                                                  | 48   | 20  | 8                    | 3   | 20                  | 9   | 39                   | 13  | 6                 | 5   | 0     | 0   | 121   | 50    |
| Evangelical Seminary of Puerto Rico                                           | 130  | 101 | 0                    | 0   | 13                  | 9   | 0                    | 0   | 0                 | 0   | 4     | 1   | 147   | 111   |
| Evangelical Theological Seminary                                              | 50   | 34  | 46                   | 31  | 6                   | 5   | 0                    | 0   | 58                | 58  | 0     | 0   | 160   | 128   |
| Franciscan School of Theology                                                 | 22   | 18  | 0                    | 0   | 29                  | 15  | 0                    | 0   | 0                 | 0   | 0     | 0   | 51    | 33    |
| Freed-Hardeman University Graduate School of Theology                         | 29   | 15  | 31                   | 14  | 8                   | 3   | 0                    | 0   | 0                 | 0   | 0     | 0   | 68    | 32    |
| Fresno Pacific Biblical Seminary                                              | 25   | 7   | 118                  | 50  | 13                  | 5   | 0                    | 0   | 0                 | 0   | 0     | 0   | 156   | 62    |
| Fuller Theological Seminary                                                   | 592  | 279 | 369                  | 128 | 534                 | 234 | 948                  | 361 | 142               | 132 | 87    | 25  | 2,672 | 1,159 |
| Garrett-Evangelical Theological Seminary                                      | 121  | 121 | 37                   | 33  | 11                  | 10  | 52                   | 17  | 54                | 54  | 40    | 0   | 315   | 235   |
| Gateway Seminary                                                              | 323  | 142 | 112                  | 54  | 152                 | 64  | 133                  | 44  | 22                | 21  | 658   | 339 | 1,400 | 664   |
| General Theological Seminary                                                  | 16   | 15  | 18                   | 15  | 5                   | 4   | 0                    | 0   | 6                 | 4   | 5     | 2   | 50    | 40    |
| George W. Truett Theological Seminary                                         | 240  | 208 | 25                   | 15  | 8                   | 4   | 40                   | 13  | 0                 | 0   | 3     | 0   | 316   | 240   |
| Georgia Central University School of Divinity                                 | 28   | 28  | 38                   | 38  | 0                   | 0   | 15                   | 5   | 15                | 15  | 0     | 0   | 96    | 86    |
| Gordon-Conwell Theological Seminary                                           | 431  | 280 | 332                  | 173 | 269                 | 125 | 418                  | 139 | 14                | 9   | 196   | 63  | 1,660 | 789   |
| Grace Mission University Graduate School                                      | 108  | 54  | 57                   | 40  | 0                   | 0   | 22                   | 22  | 0                 | 0   | 0     | 0   | 187   | 116   |
| Grace School of Theology                                                      | 120  | 74  | 158                  | 104 | 80                  | 47  | 50                   | 17  | 5                 | 2   | 0     | 0   | 413   | 244   |
| Grace Theological Seminary                                                    | 18   | 10  | 18                   | 5   | 0                   | 0   | 51                   | 44  | 0                 | 0   | 0     | 0   | 87    | 59    |
| Graduate School of Theology and Ministry in Puerto Rico, St. Albert the Great | 16   | 14  | 0                    | 0   | 15                  | 5   | 0                    | 0   | 0                 | 0   | 0     | 0   | 31    | 19    |
| Graduate Theological Union                                                    | 0    | 0   | 0                    | 0   | 48                  | 38  | 0                    | 0   | 147               | 147 | 9     | 2   | 204   | 187   |
| Grand Canyon Theological Seminary                                             | 227  | 202 | 268                  | 226 | 0                   | 0   | 0                    | 0   | 0                 | 0   | 21    | 21  | 516   | 449   |
| Grand Rapids Theological Seminary                                             | 72   | 44  | 88                   | 51  | 0                   | 0   | 0                    | 0   | 4                 | 1   | 5     | 1   | 169   | 97    |
| Harding School of Theology                                                    | 49   | 21  | 28                   | 13  | 15                  | 12  | 11                   | 4   | 0                 | 0   | 7     | 4   | 110   | 54    |
| Hartford Seminary                                                             | 0    | 0   | 14                   | 8   | 64                  | 46  | 24                   | 8   | 5                 | 5   | 22    | 12  | 129   | 79    |

**Table 2.15 Head Count and Full-Time Equivalent Enrollment by Degree Category, Fall 2019**

**All Member Schools**

|                                                               | MDiv  |       | Ministerial Non-MDiv |     | General Theological |     | Advanced Ministerial |     | Advanced Research |     | Other |     | Total |       |
|---------------------------------------------------------------|-------|-------|----------------------|-----|---------------------|-----|----------------------|-----|-------------------|-----|-------|-----|-------|-------|
|                                                               | HC    | FTE   | HC                   | FTE | HC                  | FTE | HC                   | FTE | HC                | FTE | HC    | FTE | HC    | FTE   |
| Harvard University Divinity School                            | 123   | 123   | 0                    | 0   | 142                 | 141 | 0                    | 0   | 3                 | 3   | 0     | 0   | 268   | 267   |
| Hazelip School of Theology                                    | 50    | 30    | 25                   | 9   | 14                  | 5   | 22                   | 7   | 0                 | 0   | 0     | 0   | 111   | 51    |
| Heritage Theological Seminary                                 | 61    | 26    | 0                    | 0   | 41                  | 13  | 0                    | 0   | 0                 | 0   | 28    | 8   | 130   | 47    |
| HMS Richards Divinity School Division of Graduate Studies     | 19    | 17    | 0                    | 0   | 30                  | 27  | 0                    | 0   | 0                 | 0   | 0     | 0   | 49    | 44    |
| Holy Apostles College and Seminary                            | 20    | 14    | 34                   | 24  | 335                 | 250 | 0                    | 0   | 0                 | 0   | 0     | 0   | 389   | 288   |
| Holy Cross Greek Orthodox School of Theology                  | 61    | 61    | 0                    | 0   | 12                  | 11  | 0                    | 0   | 6                 | 3   | 0     | 0   | 79    | 75    |
| Hood Theological Seminary                                     | 97    | 79    | 0                    | 0   | 5                   | 5   | 27                   | 9   | 0                 | 0   | 0     | 0   | 129   | 93    |
| Houston Graduate School of Theology                           | 43    | 40    | 39                   | 27  | 9                   | 3   | 47                   | 27  | 0                 | 0   | 0     | 0   | 138   | 97    |
| Howard University School of Divinity                          | 48    | 34    | 0                    | 0   | 11                  | 6   | 17                   | 6   | 0                 | 0   | 0     | 0   | 76    | 46    |
| Huron University College Faculty of Theology                  | 16    | 12    | 0                    | 0   | 19                  | 9   | 0                    | 0   | 13                | 11  | 0     | 0   | 48    | 32    |
| Iliiff School of Theology                                     | 133   | 132   | 24                   | 19  | 26                  | 19  | 0                    | 0   | 37                | 37  | 0     | 0   | 220   | 207   |
| Immaculate Conception Seminary                                | 78    | 78    | 9                    | 5   | 119                 | 51  | 0                    | 0   | 0                 | 0   | 61    | 48  | 267   | 182   |
| Institut de Formation Theologique de Montreal                 | 10    | 7     | 0                    | 0   | 0                   | 0   | 0                    | 0   | 0                 | 0   | 46    | 28  | 56    | 35    |
| Inter-American Adventist Theological Seminary                 | 0     | 0     | 340                  | 337 | 23                  | 22  | 57                   | 19  | 0                 | 0   | 0     | 0   | 420   | 378   |
| Interdenominational Theological Center                        | 205   | 168   | 10                   | 9   | 0                   | 0   | 49                   | 16  | 1                 | 1   | 0     | 0   | 265   | 194   |
| International Theological Seminary                            | 12    | 10    | 0                    | 0   | 14                  | 8   | 14                   | 5   | 14                | 4   | 0     | 0   | 54    | 27    |
| James and Carolyn McAfee School of Theology                   | 77    | 58    | 12                   | 8   | 3                   | 3   | 42                   | 14  | 0                 | 0   | 0     | 0   | 134   | 83    |
| Jesuit School of Theology of Santa Clara University           | 32    | 31    | 0                    | 0   | 24                  | 15  | 0                    | 0   | 20                | 15  | 45    | 43  | 121   | 104   |
| John Leland Center for Theological Studies                    | 17    | 11    | 9                    | 4   | 2                   | 2   | 0                    | 0   | 0                 | 0   | 56    | 23  | 84    | 40    |
| Kearley Graduate School of Theology                           | 0     | 0     | 3                    | 2   | 7                   | 4   | 0                    | 0   | 19                | 19  | 0     | 0   | 29    | 25    |
| Kenrick-Glennon Seminary                                      | 80    | 80    | 0                    | 0   | 0                   | 0   | 0                    | 0   | 0                 | 0   | 0     | 0   | 80    | 80    |
| King's Seminary                                               | 115   | 90    | 86                   | 58  | 0                   | 0   | 48                   | 16  | 0                 | 0   | 0     | 0   | 249   | 164   |
| Knox College                                                  | 29    | 21    | 27                   | 13  | 12                  | 6   | 3                    | 1   | 35                | 33  | 0     | 0   | 106   | 74    |
| Knox Theological Seminary                                     | 56    | 37    | 0                    | 0   | 69                  | 39  | 41                   | 14  | 0                 | 0   | 0     | 0   | 166   | 90    |
| Lancaster Theological Seminary                                | 64    | 64    | 5                    | 4   | 1                   | 1   | 32                   | 11  | 0                 | 0   | 0     | 0   | 102   | 80    |
| Lexington Theological Seminary                                | 51    | 28    | 0                    | 0   | 4                   | 2   | 22                   | 7   | 0                 | 0   | 0     | 0   | 77    | 37    |
| Liberty University John W. Rawlings School of Divinity        | 2,484 | 1,815 | 839                  | 532 | 821                 | 515 | 856                  | 507 | 157               | 154 | 97    | 74  | 5,254 | 3,597 |
| Lincoln Christian Seminary                                    | 51    | 27    | 109                  | 80  | 34                  | 20  | 13                   | 4   | 0                 | 0   | 0     | 0   | 207   | 131   |
| Logos Evangelical Seminary                                    | 34    | 23    | 40                   | 20  | 55                  | 22  | 22                   | 7   | 10                | 9   | 9     | 3   | 170   | 84    |
| Logsdon Seminary of Logsdon School of Theology                | 77    | 47    | 17                   | 11  | 4                   | 2   | 27                   | 9   | 0                 | 0   | 0     | 0   | 125   | 69    |
| Louisville Presbyterian Theological Seminary                  | 70    | 55    | 26                   | 26  | 6                   | 3   | 49                   | 16  | 0                 | 0   | 0     | 0   | 151   | 100   |
| Loyola Marymount University Department of Theological Studies | 0     | 0     | 50                   | 46  | 33                  | 28  | 0                    | 0   | 0                 | 0   | 0     | 0   | 83    | 74    |
| Loyola University Chicago Institute of Pastoral Studies       | 35    | 24    | 150                  | 108 | 0                   | 0   | 0                    | 0   | 0                 | 0   | 0     | 0   | 185   | 132   |
| Lubbock Christian University Graduate School of Theology      | 6     | 4     | 8                    | 5   | 0                   | 0   | 0                    | 0   | 0                 | 0   | 0     | 0   | 14    | 9     |
| Luther Seminary                                               | 299   | 220   | 58                   | 36  | 34                  | 20  | 27                   | 9   | 24                | 23  | 23    | 9   | 465   | 317   |
| Lutheran School of Theology at Chicago                        | 83    | 56    | 10                   | 2   | 6                   | 5   | 5                    | 2   | 52                | 52  | 8     | 2   | 164   | 119   |
| Lutheran Theological Seminary (SK)                            | 13    | 12    | 0                    | 0   | 2                   | 0   | 3                    | 1   | 0                 | 0   | 2     | 1   | 20    | 14    |
| Lutheran Theological Southern Seminary                        | 57    | 47    | 6                    | 6   | 2                   | 2   | 0                    | 0   | 3                 | 2   | 0     | 0   | 68    | 57    |
| M. Christopher White School of Divinity                       | 106   | 60    | 0                    | 0   | 0                   | 0   | 31                   | 10  | 0                 | 0   | 0     | 0   | 137   | 70    |
| Martin Luther University College                              | 6     | 5     | 91                   | 73  | 0                   | 0   | 0                    | 0   | 0                 | 0   | 0     | 0   | 97    | 78    |
| McCormick Theological Seminary                                | 72    | 37    | 14                   | 9   | 16                  | 11  | 111                  | 37  | 0                 | 0   | 2     | 2   | 215   | 96    |
| McGill University School of Religious Studies                 | 39    | 20    | 0                    | 0   | 13                  | 6   | 0                    | 0   | 44                | 43  | 0     | 0   | 96    | 69    |
| McMaster Divinity College                                     | 41    | 24    | 0                    | 0   | 60                  | 28  | 38                   | 38  | 72                | 72  | 0     | 0   | 211   | 162   |
| Meadville Lombard Theological School                          | 67    | 46    | 8                    | 7   | 2                   | 1   | 0                    | 0   | 0                 | 0   | 0     | 0   | 77    | 54    |
| Memphis Theological Seminary                                  | 101   | 97    | 45                   | 36  | 0                   | 0   | 68                   | 23  | 0                 | 0   | 0     | 0   | 214   | 156   |
| Methodist Theological School in Ohio                          | 80    | 72    | 17                   | 14  | 5                   | 3   | 26                   | 9   | 0                 | 0   | 5     | 3   | 133   | 101   |
| Methodist Theological Seminary in America                     | 7     | 4     | 7                    | 4   | 0                   | 0   | 0                    | 0   | 0                 | 0   | 0     | 0   | 14    | 8     |
| Mid-America Reformed Seminary                                 | 22    | 21    | 0                    | 0   | 1                   | 0   | 0                    | 0   | 0                 | 0   | 0     | 0   | 23    | 21    |

**Table 2.15 Head Count and Full-Time Equivalent Enrollment by Degree Category, Fall 2019****All Member Schools**

|                                                                       | MDiv |     | Ministerial Non-MDiv |     | General Theological |     | Advanced Ministerial |     | Advanced Research |     | Other |     | Total |       |
|-----------------------------------------------------------------------|------|-----|----------------------|-----|---------------------|-----|----------------------|-----|-------------------|-----|-------|-----|-------|-------|
|                                                                       | HC   | FTE | HC                   | FTE | HC                  | FTE | HC                   | FTE | HC                | FTE | HC    | FTE | HC    | FTE   |
| Midwest University Graduate School of Theology                        | 11   | 10  | 0                    | 0   | 0                   | 0   | 21                   | 7   | 0                 | 0   | 0     | 0   | 32    | 17    |
| Midwestern Baptist Theological Seminary                               | 647  | 337 | 135                  | 93  | 496                 | 202 | 510                  | 251 | 488               | 480 | 0     | 0   | 2,276 | 1,363 |
| Missio Theological Seminary                                           | 69   | 63  | 41                   | 35  | 6                   | 4   | 27                   | 9   | 39                | 34  | 0     | 0   | 182   | 145   |
| Montreal School of Theology                                           | 32   | 28  | 0                    | 0   | 0                   | 0   | 0                    | 0   | 0                 | 0   | 0     | 0   | 32    | 28    |
| Moody Theological Seminary                                            | 283  | 134 | 186                  | 109 | 167                 | 111 | 0                    | 0   | 0                 | 0   | 0     | 0   | 636   | 354   |
| Moravian Theological Seminary                                         | 13   | 8   | 37                   | 21  | 13                  | 7   | 0                    | 0   | 0                 | 0   | 11    | 3   | 74    | 39    |
| Mount Angel Seminary                                                  | 47   | 39  | 0                    | 0   | 32                  | 28  | 15                   | 5   | 0                 | 0   | 0     | 0   | 94    | 72    |
| Mount Saint Mary's Seminary                                           | 96   | 96  | 0                    | 0   | 56                  | 56  | 0                    | 0   | 0                 | 0   | 0     | 0   | 152   | 152   |
| Multnomah Biblical Seminary                                           | 72   | 49  | 42                   | 24  | 31                  | 17  | 25                   | 8   | 0                 | 0   | 5     | 1   | 175   | 99    |
| NAIITS: An Indigenous Learning Community                              | 0    | 0   | 5                    | 5   | 0                   | 0   | 0                    | 0   | 0                 | 0   | 0     | 0   | 5     | 5     |
| Nashotah House                                                        | 25   | 25  | 19                   | 14  | 7                   | 5   | 10                   | 3   | 8                 | 7   | 0     | 0   | 69    | 54    |
| Nazarene Theological Seminary                                         | 118  | 91  | 20                   | 11  | 30                  | 16  | 52                   | 17  | 0                 | 0   | 0     | 0   | 220   | 135   |
| Neal T. Jones Seminary of Washington University of Virginia           | 33   | 31  | 30                   | 22  | 0                   | 0   | 19                   | 17  | 0                 | 0   | 0     | 0   | 82    | 70    |
| New Brunswick Theological Seminary                                    | 79   | 44  | 0                    | 0   | 19                  | 11  | 42                   | 14  | 0                 | 0   | 0     | 0   | 140   | 69    |
| New Orleans Baptist Theological Seminary                              | 678  | 320 | 389                  | 157 | 85                  | 28  | 293                  | 142 | 144               | 144 | 88    | 48  | 1,677 | 839   |
| New York Theological Seminary                                         | 85   | 65  | 58                   | 20  | 0                   | 0   | 109                  | 36  | 0                 | 0   | 0     | 0   | 252   | 121   |
| Newman Theological College                                            | 27   | 26  | 88                   | 29  | 7                   | 4   | 0                    | 0   | 2                 | 1   | 0     | 0   | 124   | 60    |
| North Park Theological Seminary                                       | 86   | 40  | 151                  | 66  | 7                   | 3   | 0                    | 0   | 0                 | 0   | 0     | 0   | 244   | 109   |
| Northeastern Seminary at Roberts Wesleyan College                     | 69   | 55  | 29                   | 17  | 16                  | 9   | 42                   | 14  | 0                 | 0   | 1     | 0   | 157   | 95    |
| Northern Baptist Theological Seminary                                 | 40   | 22  | 46                   | 31  | 115                 | 79  | 55                   | 18  | 0                 | 0   | 5     | 3   | 261   | 153   |
| Northwest Baptist Seminary                                            | 75   | 75  | 0                    | 0   | 0                   | 0   | 35                   | 12  | 0                 | 0   | 0     | 0   | 110   | 87    |
| Northwest Nazarene University Graduate School of Theology             | 38   | 26  | 34                   | 24  | 0                   | 0   | 0                    | 0   | 0                 | 0   | 0     | 0   | 72    | 50    |
| Notre Dame Seminary                                                   | 103  | 88  | 41                   | 34  | 13                  | 12  | 0                    | 0   | 0                 | 0   | 0     | 0   | 157   | 134   |
| Oakwood University School of Religion Graduate Department             | 0    | 0   | 31                   | 30  | 0                   | 0   | 0                    | 0   | 0                 | 0   | 0     | 0   | 31    | 30    |
| Oblate School of Theology                                             | 92   | 92  | 16                   | 10  | 35                  | 15  | 3                    | 1   | 18                | 18  | 0     | 0   | 164   | 136   |
| Oklahoma Christian University Graduate School of Theology             | 13   | 8   | 20                   | 18  | 9                   | 6   | 0                    | 0   | 0                 | 0   | 0     | 0   | 42    | 32    |
| Oral Roberts University Graduate School of Theology and Ministry      | 115  | 111 | 135                  | 123 | 19                  | 16  | 48                   | 16  | 14                | 14  | 0     | 0   | 331   | 280   |
| Pacific Lutheran Theological Seminary                                 | 43   | 38  | 0                    | 0   | 0                   | 0   | 0                    | 0   | 0                 | 0   | 6     | 5   | 49    | 43    |
| Pacific School of Religion                                            | 51   | 35  | 0                    | 0   | 12                  | 7   | 27                   | 9   | 0                 | 0   | 7     | 4   | 97    | 55    |
| Palm Beach Atlantic University School of Ministry Graduate Department | 36   | 31  | 0                    | 0   | 11                  | 7   | 0                    | 0   | 0                 | 0   | 0     | 0   | 47    | 38    |
| Palmer Theological Seminary                                           | 91   | 64  | 7                    | 3   | 95                  | 57  | 26                   | 9   | 0                 | 0   | 2     | 1   | 221   | 134   |
| Payne Theological Seminary                                            | 118  | 94  | 0                    | 0   | 0                   | 0   | 72                   | 24  | 0                 | 0   | 0     | 0   | 190   | 118   |
| Pentecostal Theological Seminary                                      | 56   | 33  | 130                  | 97  | 33                  | 25  | 126                  | 42  | 0                 | 0   | 167   | 102 | 512   | 299   |
| Perkins School of Theology                                            | 163  | 119 | 33                   | 27  | 28                  | 17  | 39                   | 22  | 36                | 34  | 9     | 3   | 308   | 222   |
| Phillips Theological Seminary                                         | 74   | 51  | 7                    | 3   | 20                  | 12  | 48                   | 16  | 0                 | 0   | 19    | 7   | 168   | 89    |
| Phoenix Seminary                                                      | 100  | 98  | 98                   | 80  | 38                  | 29  | 18                   | 6   | 2                 | 1   | 13    | 12  | 269   | 226   |
| Pittsburgh Theological Seminary                                       | 90   | 90  | 6                    | 4   | 12                  | 10  | 68                   | 23  | 1                 | 0   | 22    | 15  | 199   | 142   |
| Pontifical College Josephinum                                         | 23   | 23  | 18                   | 18  | 0                   | 0   | 0                    | 0   | 0                 | 0   | 0     | 0   | 41    | 41    |
| Pope St. John XXIII National Seminary                                 | 53   | 53  | 0                    | 0   | 0                   | 0   | 0                    | 0   | 0                 | 0   | 0     | 0   | 53    | 53    |
| Portland Seminary                                                     | 70   | 44  | 60                   | 44  | 19                  | 12  | 149                  | 50  | 0                 | 0   | 0     | 0   | 298   | 150   |
| Presbyterian Theological Seminary in America                          | 103  | 51  | 25                   | 13  | 0                   | 0   | 0                    | 0   | 0                 | 0   | 0     | 0   | 128   | 64    |
| Princeton Theological Seminary                                        | 253  | 250 | 7                    | 7   | 25                  | 23  | 0                    | 0   | 75                | 73  | 4     | 3   | 364   | 356   |
| Providence Theological Seminary                                       | 24   | 16  | 113                  | 49  | 11                  | 4   | 18                   | 6   | 0                 | 0   | 10    | 4   | 176   | 79    |
| Puritan Reformed Theological Seminary                                 | 48   | 40  | 0                    | 0   | 21                  | 9   | 0                    | 0   | 98                | 37  | 94    | 5   | 261   | 91    |
| Queen's College Faculty of Theology                                   | 6    | 4   | 0                    | 0   | 19                  | 7   | 0                    | 0   | 17                | 7   | 167   | 61  | 209   | 79    |
| Reformed Episcopal Seminary                                           | 24   | 14  | 0                    | 0   | 0                   | 0   | 0                    | 0   | 0                 | 0   | 0     | 0   | 24    | 14    |

**Table 2.15 Head Count and Full-Time Equivalent Enrollment by Degree Category, Fall 2019**

**All Member Schools**

|                                                         | MDiv                                       |     | Ministerial Non-MDiv |     | General Theological |     | Advanced Ministerial |     | Advanced Research |     | Other |     | Total |       |
|---------------------------------------------------------|--------------------------------------------|-----|----------------------|-----|---------------------|-----|----------------------|-----|-------------------|-----|-------|-----|-------|-------|
|                                                         | HC                                         | FTE | HC                   | FTE | HC                  | FTE | HC                   | FTE | HC                | FTE | HC    | FTE | HC    | FTE   |
|                                                         | Reformed Presbyterian Theological Seminary | 53  | 33                   | 0   | 0                   | 23  | 9                    | 27  | 9                 | 0   | 0     | 12  | 3     | 115   |
| Reformed Theological Seminary                           | 475                                        | 288 | 104                  | 79  | 296                 | 105 | 148                  | 49  | 0                 | 0   | 46    | 12  | 1,069 | 533   |
| Regent College                                          | 72                                         | 47  | 2                    | 1   | 188                 | 98  | 0                    | 0   | 30                | 14  | 95    | 36  | 387   | 196   |
| Regent University School of Divinity                    | 619                                        | 416 | 214                  | 148 | 90                  | 61  | 118                  | 39  | 67                | 62  | 0     | 0   | 1,108 | 726   |
| Regis College                                           | 26                                         | 21  | 16                   | 5   | 32                  | 13  | 8                    | 3   | 27                | 20  | 2     | 1   | 111   | 63    |
| Robert E. Webber Institute for Worship Studies          | 0                                          | 0   | 44                   | 42  | 0                   | 0   | 120                  | 120 | 0                 | 0   | 0     | 0   | 164   | 162   |
| Sacred Heart Major Seminary                             | 63                                         | 54  | 42                   | 15  | 33                  | 18  | 0                    | 0   | 0                 | 0   | 0     | 0   | 138   | 87    |
| Sacred Heart Seminary and School of Theology            | 74                                         | 74  | 0                    | 0   | 48                  | 24  | 0                    | 0   | 0                 | 0   | 0     | 0   | 122   | 98    |
| Saint John's Seminary (MA)                              | 59                                         | 59  | 13                   | 5   | 5                   | 3   | 0                    | 0   | 0                 | 0   | 0     | 0   | 77    | 67    |
| Saint John's University School of Theology and Seminary | 12                                         | 11  | 32                   | 20  | 27                  | 23  | 0                    | 0   | 4                 | 3   | 25    | 9   | 100   | 66    |
| Saint Mary Seminary and Graduate School of Theology     | 44                                         | 29  | 0                    | 0   | 40                  | 29  | 7                    | 2   | 0                 | 0   | 0     | 0   | 91    | 60    |
| Saint Meinrad School of Theology                        | 89                                         | 87  | 0                    | 0   | 88                  | 63  | 0                    | 0   | 0                 | 0   | 0     | 0   | 177   | 150   |
| Saint Paul School of Theology                           | 67                                         | 46  | 9                    | 8   | 6                   | 3   | 12                   | 4   | 0                 | 0   | 2     | 2   | 96    | 63    |
| Saint Paul Seminary School of Divinity                  | 57                                         | 56  | 12                   | 7   | 24                  | 12  | 0                    | 0   | 0                 | 0   | 29    | 25  | 122   | 100   |
| Saint Paul University Faculty of Theology               | 0                                          | 0   | 0                    | 0   | 0                   | 0   | 0                    | 0   | 0                 | 0   | 0     | 0   | 0     | 0     |
| Saint Vincent Seminary                                  | 35                                         | 34  | 7                    | 6   | 4                   | 4   | 0                    | 0   | 0                 | 0   | 0     | 0   | 46    | 44    |
| Samuel DeWitt Proctor School of Theology                | 209                                        | 205 | 21                   | 21  | 0                   | 0   | 63                   | 21  | 0                 | 0   | 0     | 0   | 293   | 247   |
| San Francisco Theological Seminary                      | 24                                         | 22  | 0                    | 0   | 2                   | 1   | 71                   | 24  | 0                 | 0   | 0     | 0   | 97    | 47    |
| Seattle Pacific Seminary                                | 35                                         | 16  | 12                   | 6   | 8                   | 5   | 0                    | 0   | 0                 | 0   | 0     | 0   | 55    | 27    |
| The Seattle School of Theology and Psychology           | 17                                         | 12  | 244                  | 225 | 0                   | 0   | 0                    | 0   | 0                 | 0   | 0     | 0   | 261   | 237   |
| Seattle University School of Theology and Ministry      | 31                                         | 18  | 80                   | 55  | 12                  | 3   | 24                   | 8   | 0                 | 0   | 15    | 5   | 162   | 89    |
| Seminary of the Southwest                               | 50                                         | 44  | 72                   | 46  | 5                   | 3   | 0                    | 0   | 0                 | 0   | 3     | 3   | 130   | 96    |
| Seventh-day Adventist Theological Seminary              | 429                                        | 324 | 257                  | 167 | 86                  | 71  | 156                  | 74  | 77                | 77  | 0     | 0   | 1,005 | 713   |
| Shaw University Divinity School                         | 80                                         | 74  | 19                   | 18  | 0                   | 0   | 0                    | 0   | 0                 | 0   | 0     | 0   | 99    | 92    |
| Shepherds Theological Seminary                          | 45                                         | 34  | 21                   | 12  | 40                  | 40  | 0                    | 0   | 0                 | 0   | 0     | 0   | 106   | 86    |
| Sioux Falls Seminary                                    | 231                                        | 153 | 76                   | 53  | 67                  | 38  | 53                   | 18  | 0                 | 0   | 0     | 0   | 427   | 262   |
| Southeastern Baptist Theological Seminary               | 1,047                                      | 547 | 428                  | 292 | 379                 | 220 | 286                  | 150 | 214               | 184 | 0     | 0   | 2,354 | 1,393 |
| Southeastern University School of Divinity              | 78                                         | 45  | 157                  | 80  | 35                  | 21  | 28                   | 9   | 0                 | 0   | 0     | 0   | 298   | 155   |
| Southern Baptist Theological Seminary                   | 1,874                                      | 897 | 317                  | 133 | 268                 | 132 | 395                  | 274 | 300               | 257 | 189   | 82  | 3,343 | 1,775 |
| Southwestern Baptist Theological Seminary               | 663                                        | 357 | 326                  | 143 | 810                 | 408 | 294                  | 125 | 386               | 381 | 0     | 0   | 2,479 | 1,414 |
| SS. Cyril & Methodius Seminary                          | 20                                         | 14  | 3                    | 2   | 5                   | 5   | 0                    | 0   | 0                 | 0   | 0     | 0   | 28    | 21    |
| St. Andrew's College                                    | 9                                          | 4   | 0                    | 0   | 4                   | 1   | 5                    | 2   | 1                 | 1   | 5     | 2   | 24    | 10    |
| St. Augustine's Seminary of Toronto                     | 67                                         | 44  | 12                   | 4   | 21                  | 10  | 0                    | 0   | 0                 | 0   | 43    | 16  | 143   | 74    |
| St. Bernard's School of Theology and Ministry           | 6                                          | 3   | 39                   | 21  | 23                  | 16  | 0                    | 0   | 0                 | 0   | 0     | 0   | 68    | 40    |
| St. Charles Borromeo Seminary                           | 59                                         | 59  | 0                    | 0   | 61                  | 29  | 0                    | 0   | 0                 | 0   | 0     | 0   | 120   | 88    |
| St. John Vianney Theological Seminary                   | 49                                         | 49  | 0                    | 0   | 0                   | 0   | 0                    | 0   | 0                 | 0   | 0     | 0   | 49    | 49    |
| St. John's Seminary (CA)                                | 102                                        | 102 | 1                    | 1   | 1                   | 0   | 0                    | 0   | 0                 | 0   | 0     | 0   | 104   | 103   |
| St. Joseph's Seminary                                   | 65                                         | 65  | 0                    | 0   | 118                 | 105 | 0                    | 0   | 0                 | 0   | 7     | 4   | 190   | 174   |
| St. Mark's College                                      | 0                                          | 0   | 6                    | 3   | 8                   | 4   | 0                    | 0   | 0                 | 0   | 18    | 9   | 32    | 16    |
| St. Mary's Seminary and University                      | 41                                         | 41  | 24                   | 12  | 27                  | 13  | 13                   | 4   | 0                 | 0   | 66    | 33  | 171   | 103   |
| St. Patrick's Seminary and University                   | 50                                         | 50  | 0                    | 0   | 0                   | 0   | 0                    | 0   | 0                 | 0   | 0     | 0   | 50    | 50    |
| St. Peter's Seminary                                    | 42                                         | 32  | 0                    | 0   | 4                   | 2   | 0                    | 0   | 0                 | 0   | 0     | 0   | 46    | 34    |
| St. Stephen's College                                   | 0                                          | 0   | 49                   | 33  | 18                  | 4   | 22                   | 7   | 0                 | 0   | 39    | 15  | 128   | 59    |
| St. Thomas University School of Theology and Ministry   | 5                                          | 3   | 10                   | 10  | 0                   | 0   | 0                    | 0   | 31                | 31  | 0     | 0   | 46    | 44    |
| St. Tikhon's Orthodox Theological Seminary              | 43                                         | 43  | 0                    | 0   | 0                   | 0   | 0                    | 0   | 0                 | 0   | 0     | 0   | 43    | 43    |
| St. Vincent de Paul Regional Seminary                   | 99                                         | 95  | 0                    | 0   | 32                  | 31  | 0                    | 0   | 0                 | 0   | 0     | 0   | 131   | 126   |
| St. Vladimir's Orthodox Theological Seminary            | 46                                         | 45  | 0                    | 0   | 18                  | 16  | 16                   | 5   | 5                 | 3   | 0     | 0   | 85    | 69    |
| Starr King School for the Ministry                      | 72                                         | 62  | 13                   | 11  | 0                   | 0   | 0                    | 0   | 0                 | 0   | 1     | 1   | 86    | 74    |
| Talbot School of Theology                               | 290                                        | 159 | 143                  | 71  | 542                 | 241 | 180                  | 66  | 40                | 39  | 0     | 0   | 1,195 | 576   |

**Table 2.15 Head Count and Full-Time Equivalent Enrollment by Degree Category, Fall 2019**

**All Member Schools**

|                                                                   | MDiv |     | Ministerial Non-MDiv |     | General Theological |     | Advanced Ministerial |     | Advanced Research |     | Other |     | Total |     |
|-------------------------------------------------------------------|------|-----|----------------------|-----|---------------------|-----|----------------------|-----|-------------------|-----|-------|-----|-------|-----|
|                                                                   | HC   | FTE | HC                   | FTE | HC                  | FTE | HC                   | FTE | HC                | FTE | HC    | FTE | HC    | FTE |
| Taylor College and Seminary                                       | 41   | 18  | 8                    | 5   | 15                  | 6   | 0                    | 0   | 0                 | 0   | 8     | 3   | 72    | 32  |
| Toronto School of Theology                                        | 0    | 0   | 0                    | 0   | 0                   | 0   | 0                    | 0   | 0                 | 0   | 0     | 0   | 0     | 0   |
| Trinity College Faculty of Divinity                               | 28   | 19  | 0                    | 0   | 39                  | 12  | 6                    | 2   | 13                | 12  | 0     | 0   | 86    | 45  |
| Trinity Episcopal School for Ministry                             | 70   | 44  | 0                    | 0   | 44                  | 20  | 55                   | 18  | 7                 | 3   | 0     | 0   | 176   | 85  |
| Trinity Evangelical Divinity School                               | 230  | 230 | 93                   | 71  | 192                 | 100 | 71                   | 24  | 225               | 217 | 0     | 0   | 811   | 642 |
| Trinity Lutheran Seminary at Capital University                   | 36   | 36  | 3                    | 2   | 6                   | 5   | 8                    | 3   | 1                 | 1   | 10    | 4   | 64    | 51  |
| Tyndale University College & Seminary                             | 479  | 281 | 0                    | 0   | 212                 | 83  | 56                   | 19  | 7                 | 5   | 108   | 30  | 862   | 418 |
| Union Presbyterian Seminary                                       | 135  | 123 | 12                   | 8   | 0                   | 0   | 10                   | 3   | 8                 | 8   | 0     | 0   | 165   | 142 |
| Union Theological Seminary                                        | 149  | 141 | 0                    | 0   | 38                  | 33  | 10                   | 3   | 41                | 40  | 0     | 0   | 238   | 217 |
| United Lutheran Seminary                                          | 190  | 178 | 15                   | 8   | 12                  | 5   | 40                   | 13  | 35                | 10  | 65    | 20  | 357   | 234 |
| United Theological Seminary                                       | 183  | 125 | 42                   | 22  | 14                  | 6   | 187                  | 62  | 0                 | 0   | 30    | 10  | 456   | 225 |
| United Theological Seminary of the Twin Cities                    | 73   | 60  | 18                   | 9   | 20                  | 15  | 25                   | 8   | 0                 | 0   | 0     | 0   | 136   | 92  |
| University of Chicago Divinity School                             | 57   | 36  | 0                    | 0   | 102                 | 5   | 0                    | 0   | 131               | 131 | 0     | 0   | 290   | 172 |
| University of Dubuque Theological Seminary                        | 69   | 69  | 2                    | 2   | 0                   | 0   | 40                   | 13  | 0                 | 0   | 0     | 0   | 111   | 84  |
| University of Notre Dame Department of Theology                   | 51   | 48  | 0                    | 0   | 129                 | 81  | 0                    | 0   | 98                | 94  | 0     | 0   | 278   | 223 |
| University of St. Mary of the Lake Mundelein Seminary             | 149  | 149 | 16                   | 7   | 21                  | 21  | 0                    | 0   | 0                 | 0   | 0     | 0   | 186   | 177 |
| University of St. Michael's College                               | 16   | 15  | 33                   | 10  | 34                  | 19  | 2                    | 1   | 37                | 37  | 0     | 0   | 122   | 82  |
| University of St. Thomas School of Theology                       | 78   | 70  | 98                   | 40  | 3                   | 1   | 0                    | 0   | 0                 | 0   | 0     | 0   | 179   | 111 |
| University of the South School of Theology                        | 47   | 45  | 0                    | 0   | 15                  | 12  | 53                   | 18  | 30                | 13  | 0     | 0   | 145   | 88  |
| Urshan Graduate School of Theology                                | 26   | 16  | 20                   | 13  | 27                  | 18  | 0                    | 0   | 0                 | 0   | 0     | 0   | 73    | 47  |
| Vancouver School of Theology                                      | 68   | 41  | 27                   | 17  | 15                  | 9   | 0                    | 0   | 5                 | 3   | 35    | 14  | 150   | 84  |
| Vanderbilt University Divinity School                             | 114  | 106 | 0                    | 0   | 57                  | 48  | 0                    | 0   | 4                 | 4   | 0     | 0   | 175   | 158 |
| Villanova University Department of Theology and Religious Studies | 0    | 0   | 14                   | 14  | 21                  | 20  | 0                    | 0   | 23                | 23  | 2     | 2   | 60    | 59  |
| Virginia Theological Seminary                                     | 94   | 90  | 0                    | 0   | 15                  | 13  | 69                   | 25  | 0                 | 0   | 16    | 15  | 194   | 143 |
| Wake Forest University School of Divinity                         | 102  | 100 | 0                    | 0   | 0                   | 0   | 0                    | 0   | 0                 | 0   | 0     | 0   | 102   | 100 |
| Wartburg Theological Seminary                                     | 148  | 141 | 10                   | 10  | 16                  | 13  | 0                    | 0   | 0                 | 0   | 44    | 16  | 218   | 180 |
| Wesley Biblical Seminary                                          | 39   | 18  | 0                    | 0   | 40                  | 21  | 25                   | 8   | 0                 | 0   | 41    | 14  | 145   | 61  |
| Wesley Seminary                                                   | 176  | 137 | 237                  | 144 | 0                   | 0   | 72                   | 24  | 0                 | 0   | 0     | 0   | 485   | 305 |
| Wesley Theological Seminary                                       | 219  | 142 | 0                    | 0   | 76                  | 34  | 190                  | 63  | 0                 | 0   | 0     | 0   | 485   | 239 |
| Western Seminary                                                  | 202  | 119 | 247                  | 154 | 162                 | 79  | 86                   | 61  | 28                | 5   | 0     | 0   | 725   | 418 |
| Western Theological Seminary                                      | 122  | 89  | 0                    | 0   | 39                  | 18  | 46                   | 15  | 4                 | 4   | 123   | 31  | 334   | 157 |
| Westminster Theological Seminary                                  | 240  | 205 | 245                  | 175 | 103                 | 79  | 98                   | 33  | 131               | 73  | 0     | 0   | 817   | 565 |
| Westminster Theological Seminary in California                    | 99   | 74  | 0                    | 0   | 32                  | 20  | 0                    | 0   | 0                 | 0   | 0     | 0   | 131   | 94  |
| Winebrenner Theological Seminary                                  | 14   | 14  | 33                   | 31  | 0                   | 0   | 4                    | 1   | 0                 | 0   | 0     | 0   | 51    | 46  |
| Wisconsin Lutheran Seminary                                       | 122  | 122 | 0                    | 0   | 0                   | 0   | 0                    | 0   | 35                | 35  | 0     | 0   | 157   | 157 |
| World Mission University School of Theology                       | 83   | 70  | 78                   | 57  | 14                  | 10  | 16                   | 11  | 0                 | 0   | 0     | 0   | 191   | 148 |
| Wycliffe College                                                  | 64   | 39  | 0                    | 0   | 74                  | 38  | 5                    | 2   | 78                | 75  | 15    | 6   | 236   | 160 |
| Yale University Divinity School                                   | 193  | 180 | 0                    | 0   | 163                 | 151 | 0                    | 0   | 20                | 10  | 0     | 0   | 376   | 341 |

**Table 2.16 Church/Denominational Affiliation of Students Currently Enrolled, 2019****All Member Schools**

|                                                            | MDiv |       | Ministerial Non-MDiv |     | Other |       | Total Schools |
|------------------------------------------------------------|------|-------|----------------------|-----|-------|-------|---------------|
|                                                            | N    | HC    | N                    | HC  | N     | HC    | N             |
| Advent Christian Church                                    | 2    | 2     | 1                    | 1   | 3     | 6     | 4             |
| African Methodist Episcopal                                | 72   | 421   | 18                   | 27  | 46    | 203   | 84            |
| African Methodist Episcopal Zion                           | 19   | 87    | 7                    | 8   | 19    | 49    | 30            |
| American Baptist Churches USA                              | 45   | 183   | 20                   | 43  | 50    | 222   | 66            |
| Anglican Church of Canada                                  | 12   | 97    | 8                    | 41  | 29    | 199   | 36            |
| Anglican, Other                                            | 49   | 179   | 22                   | 64  | 52    | 337   | 72            |
| Antiochian Orthodox Christian Archdiocese of North America | 3    | 21    | 0                    | 0   | 4     | 122   | 5             |
| Assemblies of God                                          | 63   | 335   | 57                   | 294 | 67    | 591   | 102           |
| Associate Reformed Presbyterian Church                     | 5    | 27    | 3                    | 4   | 10    | 40    | 12            |
| Associated Gospel Churches of Canada                       | 3    | 15    | 0                    | 0   | 5     | 28    | 6             |
| Baptist                                                    | 142  | 1,865 | 97                   | 747 | 154   | 1,990 | 182           |
| Baptist Convention of Ontario and Quebec                   | 6    | 32    | 0                    | 0   | 6     | 38    | 9             |
| Baptist General Association of Virginia                    | 4    | 12    | 2                    | 5   | 2     | 36    | 4             |
| Baptist General Convention of Texas                        | 5    | 260   | 4                    | 27  | 6     | 65    | 7             |
| Baptist Missionary Association of America                  | 28   | 71    | 8                    | 16  | 18    | 36    | 35            |
| Baptist State Convention of North Carolina                 | 2    | 6     | 2                    | 5   | 2     | 5     | 2             |
| Brethren Church (Ashland, Ohio)                            | 4    | 6     | 2                    | 3   | 5     | 8     | 7             |
| Brethren in Christ Church                                  | 7    | 17    | 5                    | 7   | 14    | 32    | 16            |
| Buddhist                                                   | 11   | 55    | 9                    | 44  | 11    | 28    | 22            |
| Byzantine Catholic                                         | 4    | 21    | 3                    | 19  | 10    | 16    | 12            |
| Canadian Baptist of Western Canada                         | 3    | 13    | 3                    | 12  | 3     | 5     | 7             |
| Canadian Baptists of Atlantic Canada                       | 3    | 24    | 0                    | 0   | 4     | 64    | 6             |
| Canadian National Baptist Convention                       | 1    | 10    | 0                    | 0   | 4     | 9     | 4             |
| Canadian Reformed Churches                                 | 9    | 28    | 3                    | 5   | 3     | 6     | 11            |
| Christian and Missionary Alliance                          | 40   | 207   | 40                   | 146 | 47    | 338   | 64            |
| Christian Brethren (Plymouth Brethren)                     | 9    | 16    | 2                    | 5   | 11    | 17    | 15            |
| Christian Church (Disciples of Christ)                     | 51   | 319   | 16                   | 61  | 45    | 197   | 71            |
| Christian Churches and Churches of Christ                  | 14   | 55    | 14                   | 72  | 26    | 108   | 30            |
| Christian Methodist Episcopal                              | 13   | 46    | 3                    | 12  | 23    | 40    | 29            |
| Christian Reformed Church                                  | 33   | 178   | 17                   | 61  | 38    | 126   | 54            |
| Church of God (Anderson, Indiana)                          | 14   | 39    | 10                   | 14  | 20    | 37    | 30            |
| Church of God (Cleveland, Tennessee)                       | 14   | 72    | 12                   | 107 | 26    | 263   | 33            |
| Church of God in Christ                                    | 38   | 89    | 21                   | 31  | 33    | 65    | 54            |
| Church of the Brethren                                     | 11   | 37    | 2                    | 3   | 16    | 37    | 26            |
| Church of the Nazarene                                     | 38   | 214   | 17                   | 73  | 42    | 171   | 63            |
| Churches of Christ                                         | 36   | 239   | 27                   | 174 | 51    | 220   | 72            |
| Churches of God, General Conference                        | 21   | 38    | 10                   | 26  | 19    | 50    | 35            |
| Conference of Mennonites                                   | 1    | 1     | 2                    | 2   | 4     | 4     | 6             |
| Conservative Baptist Association of America                | 9    | 24    | 8                    | 24  | 12    | 47    | 14            |
| Converge Worldwide                                         | 10   | 40    | 9                    | 46  | 10    | 50    | 12            |
| Cooperative Baptist Fellowship                             | 17   | 75    | 3                    | 9   | 18    | 62    | 25            |
| Cumberland Presbyterian Church                             | 5    | 25    | 2                    | 2   | 9     | 15    | 12            |
| Episcopal Church                                           | 73   | 602   | 35                   | 90  | 89    | 459   | 120           |
| Evangelical Church in Canada                               | 3    | 16    | 5                    | 12  | 6     | 22    | 9             |
| Evangelical Congregational Church                          | 15   | 45    | 9                    | 21  | 17    | 42    | 28            |
| Evangelical Covenant Church                                | 31   | 115   | 19                   | 103 | 35    | 118   | 47            |
| Evangelical Formosan Church                                | 2    | 5     | 1                    | 4   | 1     | 10    | 2             |
| Evangelical Free Church of America                         | 42   | 198   | 33                   | 115 | 41    | 259   | 56            |

**Table 2.16 Church/Denominational Affiliation of Students Currently Enrolled, 2019****All Member Schools**

|                                                           | MDiv |       | Ministerial Non-MDiv |       | Other |       | Total Schools |
|-----------------------------------------------------------|------|-------|----------------------|-------|-------|-------|---------------|
|                                                           | N    | HC    | N                    | HC    | N     | HC    | N             |
| Evangelical Free Church of Canada                         | 6    | 8     | 4                    | 16    | 7     | 44    | 11            |
| Evangelical Lutheran Church in America                    | 43   | 874   | 20                   | 99    | 55    | 357   | 74            |
| Evangelical Lutheran Church in Canada                     | 7    | 26    | 1                    | 5     | 7     | 12    | 12            |
| Evangelical Presbyterian Church                           | 25   | 140   | 15                   | 42    | 26    | 129   | 39            |
| Fellowship of Evangelical Baptist Churches in Canada      | 6    | 85    | 2                    | 8     | 9     | 62    | 11            |
| Fellowship of Grace Brethren Churches                     | 3    | 7     | 6                    | 11    | 5     | 9     | 9             |
| Foursquare Gospel Church                                  | 20   | 39    | 18                   | 46    | 16    | 57    | 31            |
| Free Methodist Church                                     | 23   | 60    | 16                   | 30    | 29    | 72    | 43            |
| Friends, Quaker                                           | 14   | 21    | 5                    | 7     | 11    | 21    | 26            |
| General Association of General Baptists                   | 10   | 24    | 6                    | 10    | 17    | 54    | 20            |
| General Association of Regular Baptist Churches           | 6    | 6     | 2                    | 3     | 4     | 6     | 9             |
| General Baptist State Convention of North Carolina        | 2    | 19    | 1                    | 1     | 1     | 6     | 2             |
| Greek Orthodox Archdiocese of America                     | 5    | 59    | 2                    | 2     | 12    | 46    | 15            |
| Heritage Reformed Congregations (USA and Canada)          | 3    | 16    | 1                    | 1     | 2     | 7     | 3             |
| Independent Baptist                                       | 20   | 85    | 9                    | 14    | 25    | 132   | 31            |
| Independent Methodist                                     | 8    | 21    | 8                    | 12    | 12    | 34    | 19            |
| Inter/Multidenominational                                 | 37   | 145   | 26                   | 85    | 37    | 178   | 51            |
| Jewish                                                    | 14   | 92    | 8                    | 18    | 21    | 44    | 33            |
| Korean American Presbyterian Church                       | 25   | 285   | 16                   | 107   | 28    | 239   | 35            |
| Korean Evangelical Holiness Church                        | 3    | 18    | 2                    | 5     | 9     | 19    | 11            |
| Korean Methodist Church in America                        | 16   | 55    | 7                    | 33    | 14    | 80    | 21            |
| Korean Presbyterian Church Abroad                         | 7    | 40    | 7                    | 29    | 10    | 68    | 11            |
| Lutheran Church-Canada                                    | 5    | 18    | 3                    | 4     | 9     | 16    | 12            |
| Lutheran Church-Missouri Synod                            | 10   | 355   | 14                   | 87    | 23    | 437   | 31            |
| Lutheran, Other                                           | 44   | 105   | 19                   | 39    | 46    | 212   | 76            |
| Mennonite Brethren Church in North America                | 8    | 24    | 10                   | 31    | 16    | 61    | 23            |
| Mennonite Church Canada                                   | 6    | 18    | 5                    | 16    | 13    | 39    | 19            |
| Mennonite Church USA                                      | 18   | 67    | 7                    | 15    | 15    | 38    | 27            |
| Mennonite, Other                                          | 20   | 36    | 11                   | 33    | 24    | 50    | 34            |
| Missionary Church in Canada                               | 4    | 4     | 1                    | 1     | 7     | 18    | 9             |
| Moravian Church in North America                          | 4    | 8     | 2                    | 4     | 6     | 13    | 9             |
| Muslim                                                    | 9    | 38    | 5                    | 25    | 18    | 136   | 26            |
| National Association of Congregational Christian Churches | 4    | 97    | 5                    | 55    | 7     | 92    | 11            |
| National Baptist Convention                               | 30   | 52    | 8                    | 12    | 40    | 77    | 50            |
| Nondenominational                                         | 135  | 3,133 | 100                  | 2,396 | 133   | 3,210 | 156           |
| North American Baptist Conference                         | 9    | 47    | 10                   | 21    | 17    | 53    | 19            |
| Orthodox Church in America                                | 5    | 67    | 6                    | 33    | 10    | 49    | 15            |
| Orthodox Presbyterian                                     | 14   | 72    | 5                    | 15    | 16    | 79    | 22            |
| Orthodox, Other                                           | 14   | 42    | 8                    | 10    | 25    | 118   | 36            |
| Other                                                     | 165  | 4,923 | 129                  | 2,889 | 184   | 6,967 | 209           |
| Pentecostal Assemblies of Canada                          | 17   | 112   | 13                   | 32    | 20    | 156   | 31            |
| Presbyterian Church (U.S.A.)                              | 92   | 738   | 51                   | 143   | 100   | 777   | 127           |
| Presbyterian Church in America                            | 42   | 662   | 19                   | 226   | 41    | 666   | 54            |
| Presbyterian Church in Canada                             | 11   | 73    | 3                    | 11    | 10    | 80    | 17            |
| Presbyterian Church International                         | 18   | 43    | 5                    | 6     | 18    | 107   | 24            |
| Progressive National Baptist Convention                   | 9    | 10    | 3                    | 3     | 10    | 15    | 18            |
| Reformed Church in America                                | 28   | 161   | 15                   | 24    | 33    | 149   | 48            |
| Reformed Church in Canada                                 | 5    | 6     | 1                    | 2     | 5     | 5     | 10            |
| Reformed Episcopal Church                                 | 4    | 7     | 1                    | 1     | 5     | 8     | 7             |

**Table 2.16 Church/Denominational Affiliation of Students Currently Enrolled, 2019**  
**All Member Schools**

|                                          | MDiv       |               | Ministerial Non-MDiv |               | Other      |               | Total Schools |
|------------------------------------------|------------|---------------|----------------------|---------------|------------|---------------|---------------|
|                                          | N          | HC            | N                    | HC            | N          | HC            | N             |
| Reformed Presbyterian                    | 13         | 54            | 4                    | 11            | 21         | 74            | 28            |
| Religious Society of Friends             | 5          | 19            | 3                    | 4             | 7          | 17            | 12            |
| Roman Catholic                           | 94         | 2,599         | 69                   | 1,102         | 118        | 3,099         | 155           |
| Salvation Army                           | 12         | 17            | 10                   | 50            | 16         | 83            | 26            |
| Seventh Day Baptist General Conference   | 4          | 4             | 0                    | 0             | 4          | 6             | 7             |
| Seventh-day Adventist                    | 32         | 501           | 18                   | 638           | 41         | 524           | 66            |
| Southern Baptist Convention              | 56         | 4,861         | 47                   | 1,722         | 64         | 5,586         | 84            |
| Swedenborgian Church, General Convention | 1          | 6             | 1                    | 4             | 4          | 23            | 4             |
| Unitarian Universalist                   | 30         | 224           | 12                   | 23            | 28         | 55            | 42            |
| United Church of Canada                  | 13         | 128           | 4                    | 30            | 16         | 122           | 23            |
| United Church of Christ                  | 56         | 337           | 13                   | 22            | 47         | 196           | 66            |
| United Methodist Church                  | 92         | 2,150         | 59                   | 365           | 103        | 1,104         | 134           |
| United Pentecostal Church International  | 28         | 116           | 16                   | 61            | 29         | 141           | 40            |
| Wesleyan Church                          | 31         | 141           | 21                   | 125           | 31         | 111           | 46            |
| Wisconsin Evangelical Lutheran Synod     | 2          | 123           | 1                    | 2             | 3          | 40            | 5             |
| <b>Total</b>                             | <b>257</b> | <b>30,805</b> | <b>185</b>           | <b>13,462</b> | <b>249</b> | <b>33,377</b> | <b>272</b>    |



**Table 2.16 Church/Denominational Affiliation of Students Currently Enrolled, 2019****United States**

|                                                            | MDiv |       | Ministerial Non-MDiv |     | Other |       | Total Schools |
|------------------------------------------------------------|------|-------|----------------------|-----|-------|-------|---------------|
|                                                            | N    | HC    | N                    | HC  | N     | HC    | N             |
| Advent Christian Church                                    | 2    | 2     | 1                    | 1   | 3     | 6     | 4             |
| African Methodist Episcopal                                | 71   | 420   | 18                   | 27  | 46    | 203   | 83            |
| African Methodist Episcopal Zion                           | 19   | 87    | 7                    | 8   | 19    | 49    | 30            |
| American Baptist Churches USA                              | 45   | 183   | 20                   | 43  | 48    | 220   | 64            |
| Anglican Church of Canada                                  | 1    | 2     | 2                    | 3   | 9     | 12    | 12            |
| Anglican, Other                                            | 42   | 165   | 22                   | 64  | 46    | 295   | 64            |
| Antiochian Orthodox Christian Archdiocese of North America | 3    | 21    | 0                    | 0   | 4     | 122   | 5             |
| Assemblies of God                                          | 60   | 329   | 55                   | 292 | 63    | 569   | 96            |
| Associate Reformed Presbyterian Church                     | 5    | 27    | 3                    | 4   | 10    | 40    | 12            |
| Associated Gospel Churches of Canada                       | 1    | 1     | 0                    | 0   | 1     | 7     | 2             |
| Baptist                                                    | 128  | 1,792 | 89                   | 723 | 140   | 1,892 | 162           |
| Baptist Convention of Ontario and Quebec                   | 1    | 1     | 0                    | 0   | 1     | 1     | 2             |
| Baptist General Association of Virginia                    | 4    | 12    | 2                    | 5   | 2     | 36    | 4             |
| Baptist General Convention of Texas                        | 5    | 260   | 4                    | 27  | 6     | 65    | 7             |
| Baptist Missionary Association of America                  | 28   | 71    | 8                    | 16  | 18    | 36    | 35            |
| Baptist State Convention of North Carolina                 | 2    | 6     | 2                    | 5   | 2     | 5     | 2             |
| Brethren Church (Ashland, Ohio)                            | 4    | 6     | 2                    | 3   | 4     | 7     | 6             |
| Brethren in Christ Church                                  | 4    | 4     | 4                    | 6   | 10    | 16    | 11            |
| Buddhist                                                   | 10   | 54    | 7                    | 17  | 10    | 24    | 20            |
| Byzantine Catholic                                         | 2    | 14    | 2                    | 15  | 8     | 12    | 10            |
| Canadian Baptist of Western Canada                         | 0    | 0     | 0                    | 0   | 0     | 0     | 0             |
| Canadian Baptists of Atlantic Canada                       | 0    | 0     | 0                    | 0   | 1     | 1     | 1             |
| Canadian National Baptist Convention                       | 0    | 0     | 0                    | 0   | 2     | 2     | 2             |
| Canadian Reformed Churches                                 | 4    | 5     | 1                    | 1   | 1     | 2     | 5             |
| Christian and Missionary Alliance                          | 29   | 130   | 34                   | 115 | 38    | 229   | 50            |
| Christian Brethren (Plymouth Brethren)                     | 7    | 14    | 1                    | 4   | 9     | 15    | 12            |
| Christian Church (Disciples of Christ)                     | 49   | 317   | 16                   | 61  | 44    | 196   | 69            |
| Christian Churches and Churches of Christ                  | 14   | 55    | 13                   | 70  | 24    | 104   | 28            |
| Christian Methodist Episcopal                              | 13   | 46    | 3                    | 12  | 22    | 39    | 28            |
| Christian Reformed Church                                  | 27   | 159   | 13                   | 51  | 29    | 100   | 42            |
| Church of God (Anderson, Indiana)                          | 14   | 39    | 10                   | 14  | 19    | 36    | 29            |
| Church of God (Cleveland, Tennessee)                       | 14   | 72    | 12                   | 107 | 26    | 263   | 33            |
| Church of God in Christ                                    | 36   | 87    | 20                   | 29  | 31    | 63    | 50            |
| Church of the Brethren                                     | 11   | 37    | 2                    | 3   | 14    | 34    | 24            |
| Church of the Nazarene                                     | 36   | 211   | 16                   | 70  | 39    | 168   | 58            |
| Churches of Christ                                         | 34   | 235   | 27                   | 174 | 47    | 214   | 67            |
| Churches of God, General Conference                        | 18   | 35    | 10                   | 26  | 18    | 49    | 31            |
| Conference of Mennonites                                   | 0    | 0     | 1                    | 1   | 4     | 4     | 5             |
| Conservative Baptist Association of America                | 9    | 24    | 8                    | 24  | 11    | 46    | 13            |
| Converge Worldwide                                         | 9    | 36    | 9                    | 46  | 9     | 49    | 11            |
| Cooperative Baptist Fellowship                             | 17   | 75    | 3                    | 9   | 18    | 62    | 25            |
| Cumberland Presbyterian Church                             | 5    | 25    | 2                    | 2   | 9     | 15    | 12            |
| Episcopal Church                                           | 70   | 588   | 35                   | 90  | 86    | 450   | 115           |
| Evangelical Church in Canada                               | 1    | 4     | 1                    | 6   | 2     | 11    | 2             |
| Evangelical Congregational Church                          | 13   | 41    | 9                    | 21  | 13    | 32    | 24            |
| Evangelical Covenant Church                                | 30   | 114   | 18                   | 102 | 30    | 109   | 42            |
| Evangelical Formosan Church                                | 1    | 4     | 1                    | 4   | 1     | 10    | 1             |
| Evangelical Free Church of America                         | 41   | 197   | 33                   | 115 | 40    | 258   | 54            |

**Table 2.16 Church/Denominational Affiliation of Students Currently Enrolled, 2019****United States**

|                                                           | MDiv |       | Ministerial Non-MDiv |       | Other |       | Total Schools |
|-----------------------------------------------------------|------|-------|----------------------|-------|-------|-------|---------------|
|                                                           | N    | HC    | N                    | HC    | N     | HC    | N             |
| Evangelical Free Church of Canada                         | 0    | 0     | 1                    | 1     | 3     | 3     | 4             |
| Evangelical Lutheran Church in America                    | 43   | 874   | 20                   | 99    | 54    | 356   | 73            |
| Evangelical Lutheran Church in Canada                     | 2    | 6     | 0                    | 0     | 2     | 3     | 4             |
| Evangelical Presbyterian Church                           | 23   | 137   | 15                   | 42    | 25    | 127   | 37            |
| Fellowship of Evangelical Baptist Churches in Canada      | 0    | 0     | 0                    | 0     | 1     | 3     | 1             |
| Fellowship of Grace Brethren Churches                     | 3    | 7     | 6                    | 11    | 5     | 9     | 9             |
| Foursquare Gospel Church                                  | 19   | 38    | 17                   | 45    | 13    | 51    | 28            |
| Free Methodist Church                                     | 19   | 47    | 14                   | 26    | 23    | 57    | 35            |
| Friends, Quaker                                           | 14   | 21    | 5                    | 7     | 11    | 21    | 26            |
| General Association of General Baptists                   | 9    | 15    | 5                    | 5     | 13    | 25    | 16            |
| General Association of Regular Baptist Churches           | 6    | 6     | 2                    | 3     | 4     | 6     | 9             |
| General Baptist State Convention of North Carolina        | 2    | 19    | 1                    | 1     | 1     | 6     | 2             |
| Greek Orthodox Archdiocese of America                     | 4    | 58    | 2                    | 2     | 11    | 44    | 13            |
| Heritage Reformed Congregations (USA and Canada)          | 3    | 16    | 1                    | 1     | 2     | 7     | 3             |
| Independent Baptist                                       | 18   | 82    | 9                    | 14    | 23    | 118   | 29            |
| Independent Methodist                                     | 7    | 20    | 8                    | 12    | 11    | 33    | 18            |
| Inter/Multidenominational                                 | 33   | 137   | 21                   | 62    | 31    | 133   | 44            |
| Jewish                                                    | 14   | 92    | 8                    | 18    | 19    | 42    | 31            |
| Korean American Presbyterian Church                       | 21   | 276   | 15                   | 106   | 25    | 232   | 31            |
| Korean Evangelical Holiness Church                        | 2    | 17    | 1                    | 2     | 8     | 17    | 9             |
| Korean Methodist Church in America                        | 16   | 55    | 7                    | 33    | 14    | 80    | 21            |
| Korean Presbyterian Church Abroad                         | 4    | 24    | 5                    | 23    | 6     | 34    | 7             |
| Lutheran Church-Canada                                    | 0    | 0     | 1                    | 1     | 2     | 3     | 3             |
| Lutheran Church-Missouri Synod                            | 9    | 354   | 14                   | 87    | 22    | 436   | 30            |
| Lutheran, Other                                           | 41   | 101   | 18                   | 36    | 43    | 206   | 70            |
| Mennonite Brethren Church in North America                | 3    | 3     | 5                    | 10    | 12    | 20    | 15            |
| Mennonite Church Canada                                   | 1    | 3     | 1                    | 1     | 3     | 3     | 4             |
| Mennonite Church USA                                      | 18   | 67    | 7                    | 15    | 15    | 38    | 27            |
| Mennonite, Other                                          | 17   | 26    | 9                    | 19    | 19    | 41    | 29            |
| Missionary Church in Canada                               | 2    | 2     | 0                    | 0     | 3     | 3     | 4             |
| Moravian Church in North America                          | 4    | 8     | 2                    | 4     | 5     | 12    | 8             |
| Muslim                                                    | 9    | 38    | 3                    | 3     | 15    | 122   | 22            |
| National Association of Congregational Christian Churches | 4    | 97    | 5                    | 55    | 6     | 91    | 10            |
| National Baptist Convention                               | 30   | 52    | 8                    | 12    | 40    | 77    | 50            |
| Nondenominational                                         | 126  | 3,039 | 95                   | 2,370 | 123   | 3,062 | 143           |
| North American Baptist Conference                         | 5    | 31    | 6                    | 16    | 13    | 45    | 13            |
| Orthodox Church in America                                | 5    | 67    | 6                    | 33    | 10    | 49    | 15            |
| Orthodox Presbyterian                                     | 14   | 72    | 5                    | 15    | 16    | 79    | 22            |
| Orthodox, Other                                           | 9    | 31    | 5                    | 6     | 20    | 96    | 27            |
| Other                                                     | 149  | 4,633 | 118                  | 2,665 | 161   | 6,446 | 183           |
| Pentecostal Assemblies of Canada                          | 5    | 27    | 5                    | 8     | 7     | 17    | 11            |
| Presbyterian Church (U.S.A.)                              | 90   | 736   | 50                   | 141   | 98    | 775   | 123           |
| Presbyterian Church in America                            | 40   | 659   | 19                   | 226   | 38    | 650   | 51            |
| Presbyterian Church in Canada                             | 1    | 1     | 1                    | 1     | 1     | 1     | 2             |
| Presbyterian Church International                         | 16   | 40    | 5                    | 6     | 16    | 104   | 21            |
| Progressive National Baptist Convention                   | 9    | 10    | 3                    | 3     | 10    | 15    | 18            |
| Reformed Church in America                                | 27   | 160   | 15                   | 24    | 32    | 148   | 47            |
| Reformed Church in Canada                                 | 4    | 5     | 0                    | 0     | 3     | 3     | 6             |
| Reformed Episcopal Church                                 | 3    | 6     | 1                    | 1     | 4     | 5     | 5             |

**Table 2.16 Church/Denominational Affiliation of Students Currently Enrolled, 2019****United States**

|                                          | MDiv       |               | Ministerial<br>Non-MDiv |               | Other      |               | Total<br>Schools |
|------------------------------------------|------------|---------------|-------------------------|---------------|------------|---------------|------------------|
|                                          | N          | HC            | N                       | HC            | N          | HC            | N                |
| Reformed Presbyterian                    | 11         | 52            | 3                       | 6             | 19         | 70            | 25               |
| Religious Society of Friends             | 5          | 19            | 3                       | 4             | 6          | 16            | 11               |
| Roman Catholic                           | 85         | 2,413         | 58                      | 932           | 98         | 2,793         | 131              |
| Salvation Army                           | 10         | 14            | 7                       | 46            | 11         | 40            | 18               |
| Seventh Day Baptist General Conference   | 3          | 3             | 0                       | 0             | 4          | 6             | 6                |
| Seventh-day Adventist                    | 27         | 495           | 17                      | 637           | 38         | 520           | 60               |
| Southern Baptist Convention              | 54         | 4,858         | 45                      | 1,720         | 61         | 5,576         | 79               |
| Swedenborgian Church, General Convention | 1          | 6             | 1                       | 4             | 4          | 23            | 4                |
| Unitarian Universalist                   | 28         | 221           | 10                      | 21            | 25         | 50            | 39               |
| United Church of Canada                  | 2          | 14            | 1                       | 2             | 6          | 8             | 8                |
| United Church of Christ                  | 54         | 325           | 13                      | 22            | 47         | 196           | 64               |
| United Methodist Church                  | 92         | 2,150         | 58                      | 364           | 99         | 1,094         | 129              |
| United Pentecostal Church International  | 25         | 112           | 16                      | 61            | 28         | 135           | 37               |
| Wesleyan Church                          | 28         | 137           | 20                      | 124           | 27         | 100           | 39               |
| Wisconsin Evangelical Lutheran Synod     | 2          | 123           | 1                       | 2             | 3          | 40            | 5                |
| <b>Total</b>                             | <b>222</b> | <b>29,164</b> | <b>166</b>              | <b>12,632</b> | <b>216</b> | <b>30,799</b> | <b>234</b>       |

**Table 2.16 Church/Denominational Affiliation of Students Currently Enrolled, 2019****Canada**

|                                                            | MDiv |    | Ministerial Non-MDiv |    | Other |     | Total Schools |
|------------------------------------------------------------|------|----|----------------------|----|-------|-----|---------------|
|                                                            | N    | HC | N                    | HC | N     | HC  | N             |
| Advent Christian Church                                    | 0    | 0  | 0                    | 0  | 0     | 0   | 0             |
| African Methodist Episcopal                                | 1    | 1  | 0                    | 0  | 0     | 0   | 1             |
| African Methodist Episcopal Zion                           | 0    | 0  | 0                    | 0  | 0     | 0   | 0             |
| American Baptist Churches USA                              | 0    | 0  | 0                    | 0  | 2     | 2   | 2             |
| Anglican Church of Canada                                  | 11   | 95 | 6                    | 38 | 20    | 187 | 24            |
| Anglican, Other                                            | 7    | 14 | 0                    | 0  | 6     | 42  | 8             |
| Antiochian Orthodox Christian Archdiocese of North America | 0    | 0  | 0                    | 0  | 0     | 0   | 0             |
| Assemblies of God                                          | 3    | 6  | 2                    | 2  | 4     | 22  | 6             |
| Associate Reformed Presbyterian Church                     | 0    | 0  | 0                    | 0  | 0     | 0   | 0             |
| Associated Gospel Churches of Canada                       | 2    | 14 | 0                    | 0  | 4     | 21  | 4             |
| Baptist                                                    | 14   | 73 | 8                    | 24 | 14    | 98  | 20            |
| Baptist Convention of Ontario and Quebec                   | 5    | 31 | 0                    | 0  | 5     | 37  | 7             |
| Baptist General Association of Virginia                    | 0    | 0  | 0                    | 0  | 0     | 0   | 0             |
| Baptist General Convention of Texas                        | 0    | 0  | 0                    | 0  | 0     | 0   | 0             |
| Baptist Missionary Association of America                  | 0    | 0  | 0                    | 0  | 0     | 0   | 0             |
| Baptist State Convention of North Carolina                 | 0    | 0  | 0                    | 0  | 0     | 0   | 0             |
| Brethren Church (Ashland, Ohio)                            | 0    | 0  | 0                    | 0  | 1     | 1   | 1             |
| Brethren in Christ Church                                  | 3    | 13 | 1                    | 1  | 4     | 16  | 5             |
| Buddhist                                                   | 1    | 1  | 2                    | 27 | 1     | 4   | 2             |
| Byzantine Catholic                                         | 2    | 7  | 1                    | 4  | 2     | 4   | 2             |
| Canadian Baptist of Western Canada                         | 3    | 13 | 3                    | 12 | 3     | 5   | 7             |
| Canadian Baptists of Atlantic Canada                       | 3    | 24 | 0                    | 0  | 3     | 63  | 5             |
| Canadian National Baptist Convention                       | 1    | 10 | 0                    | 0  | 2     | 7   | 2             |
| Canadian Reformed Churches                                 | 5    | 23 | 2                    | 4  | 2     | 4   | 6             |
| Christian and Missionary Alliance                          | 11   | 77 | 6                    | 31 | 9     | 109 | 14            |
| Christian Brethren (Plymouth Brethren)                     | 2    | 2  | 1                    | 1  | 2     | 2   | 3             |
| Christian Church (Disciples of Christ)                     | 2    | 2  | 0                    | 0  | 1     | 1   | 2             |
| Christian Churches and Churches of Christ                  | 0    | 0  | 1                    | 2  | 2     | 4   | 2             |
| Christian Methodist Episcopal                              | 0    | 0  | 0                    | 0  | 1     | 1   | 1             |
| Christian Reformed Church                                  | 6    | 19 | 4                    | 10 | 9     | 26  | 12            |
| Church of God (Anderson, Indiana)                          | 0    | 0  | 0                    | 0  | 1     | 1   | 1             |
| Church of God (Cleveland, Tennessee)                       | 0    | 0  | 0                    | 0  | 0     | 0   | 0             |
| Church of God in Christ                                    | 2    | 2  | 1                    | 2  | 2     | 2   | 4             |
| Church of the Brethren                                     | 0    | 0  | 0                    | 0  | 2     | 3   | 2             |
| Church of the Nazarene                                     | 2    | 3  | 1                    | 3  | 3     | 3   | 5             |
| Churches of Christ                                         | 2    | 4  | 0                    | 0  | 4     | 6   | 5             |
| Churches of God, General Conference                        | 3    | 3  | 0                    | 0  | 1     | 1   | 4             |
| Conference of Mennonites                                   | 1    | 1  | 1                    | 1  | 0     | 0   | 1             |
| Conservative Baptist Association of America                | 0    | 0  | 0                    | 0  | 1     | 1   | 1             |
| Converge Worldwide                                         | 1    | 4  | 0                    | 0  | 1     | 1   | 1             |
| Cooperative Baptist Fellowship                             | 0    | 0  | 0                    | 0  | 0     | 0   | 0             |
| Cumberland Presbyterian Church                             | 0    | 0  | 0                    | 0  | 0     | 0   | 0             |
| Episcopal Church                                           | 3    | 14 | 0                    | 0  | 3     | 9   | 5             |
| Evangelical Church in Canada                               | 2    | 12 | 4                    | 6  | 4     | 11  | 7             |
| Evangelical Congregational Church                          | 2    | 4  | 0                    | 0  | 4     | 10  | 4             |
| Evangelical Covenant Church                                | 1    | 1  | 1                    | 1  | 5     | 9   | 5             |
| Evangelical Formosan Church                                | 1    | 1  | 0                    | 0  | 0     | 0   | 1             |
| Evangelical Free Church of America                         | 1    | 1  | 0                    | 0  | 1     | 1   | 2             |

**Table 2.16 Church/Denominational Affiliation of Students Currently Enrolled, 2019****Canada**

|                                                           | MDiv |     | Ministerial Non-MDiv |     | Other |     | Total Schools |
|-----------------------------------------------------------|------|-----|----------------------|-----|-------|-----|---------------|
|                                                           | N    | HC  | N                    | HC  | N     | HC  | N             |
| Evangelical Free Church of Canada                         | 6    | 8   | 3                    | 15  | 4     | 41  | 7             |
| Evangelical Lutheran Church in America                    | 0    | 0   | 0                    | 0   | 1     | 1   | 1             |
| Evangelical Lutheran Church in Canada                     | 5    | 20  | 1                    | 5   | 5     | 9   | 8             |
| Evangelical Presbyterian Church                           | 2    | 3   | 0                    | 0   | 1     | 2   | 2             |
| Fellowship of Evangelical Baptist Churches in Canada      | 6    | 85  | 2                    | 8   | 8     | 59  | 10            |
| Fellowship of Grace Brethren Churches                     | 0    | 0   | 0                    | 0   | 0     | 0   | 0             |
| Foursquare Gospel Church                                  | 1    | 1   | 1                    | 1   | 3     | 6   | 3             |
| Free Methodist Church                                     | 4    | 13  | 2                    | 4   | 6     | 15  | 8             |
| Friends, Quaker                                           | 0    | 0   | 0                    | 0   | 0     | 0   | 0             |
| General Association of General Baptists                   | 1    | 9   | 1                    | 5   | 4     | 29  | 4             |
| General Association of Regular Baptist Churches           | 0    | 0   | 0                    | 0   | 0     | 0   | 0             |
| General Baptist State Convention of North Carolina        | 0    | 0   | 0                    | 0   | 0     | 0   | 0             |
| Greek Orthodox Archdiocese of America                     | 1    | 1   | 0                    | 0   | 1     | 2   | 2             |
| Heritage Reformed Congregations (USA and Canada)          | 0    | 0   | 0                    | 0   | 0     | 0   | 0             |
| Independent Baptist                                       | 2    | 3   | 0                    | 0   | 2     | 14  | 2             |
| Independent Methodist                                     | 1    | 1   | 0                    | 0   | 1     | 1   | 1             |
| Inter/Multidenominational                                 | 4    | 8   | 5                    | 23  | 6     | 45  | 7             |
| Jewish                                                    | 0    | 0   | 0                    | 0   | 2     | 2   | 2             |
| Korean American Presbyterian Church                       | 4    | 9   | 1                    | 1   | 3     | 7   | 4             |
| Korean Evangelical Holiness Church                        | 1    | 1   | 1                    | 3   | 1     | 2   | 2             |
| Korean Methodist Church in America                        | 0    | 0   | 0                    | 0   | 0     | 0   | 0             |
| Korean Presbyterian Church Abroad                         | 3    | 16  | 2                    | 6   | 4     | 34  | 4             |
| Lutheran Church-Canada                                    | 5    | 18  | 2                    | 3   | 7     | 13  | 9             |
| Lutheran Church-Missouri Synod                            | 1    | 1   | 0                    | 0   | 1     | 1   | 1             |
| Lutheran, Other                                           | 3    | 4   | 1                    | 3   | 3     | 6   | 6             |
| Mennonite Brethren Church in North America                | 5    | 21  | 5                    | 21  | 4     | 41  | 8             |
| Mennonite Church Canada                                   | 5    | 15  | 4                    | 15  | 10    | 36  | 15            |
| Mennonite Church USA                                      | 0    | 0   | 0                    | 0   | 0     | 0   | 0             |
| Mennonite, Other                                          | 3    | 10  | 2                    | 14  | 5     | 9   | 5             |
| Missionary Church in Canada                               | 2    | 2   | 1                    | 1   | 4     | 15  | 5             |
| Moravian Church in North America                          | 0    | 0   | 0                    | 0   | 1     | 1   | 1             |
| Muslim                                                    | 0    | 0   | 2                    | 22  | 3     | 14  | 4             |
| National Association of Congregational Christian Churches | 0    | 0   | 0                    | 0   | 1     | 1   | 1             |
| National Baptist Convention                               | 0    | 0   | 0                    | 0   | 0     | 0   | 0             |
| Nondenominational                                         | 9    | 94  | 5                    | 26  | 10    | 148 | 13            |
| North American Baptist Conference                         | 4    | 16  | 4                    | 5   | 4     | 8   | 6             |
| Orthodox Church in America                                | 0    | 0   | 0                    | 0   | 0     | 0   | 0             |
| Orthodox Presbyterian                                     | 0    | 0   | 0                    | 0   | 0     | 0   | 0             |
| Orthodox, Other                                           | 5    | 11  | 3                    | 4   | 5     | 22  | 9             |
| Other                                                     | 16   | 290 | 11                   | 224 | 23    | 521 | 26            |
| Pentecostal Assemblies of Canada                          | 12   | 85  | 8                    | 24  | 13    | 139 | 20            |
| Presbyterian Church (U.S.A.)                              | 2    | 2   | 1                    | 2   | 2     | 2   | 4             |
| Presbyterian Church in America                            | 2    | 3   | 0                    | 0   | 3     | 16  | 3             |
| Presbyterian Church in Canada                             | 10   | 72  | 2                    | 10  | 9     | 79  | 15            |
| Presbyterian Church International                         | 2    | 3   | 0                    | 0   | 2     | 3   | 3             |
| Progressive National Baptist Convention                   | 0    | 0   | 0                    | 0   | 0     | 0   | 0             |
| Reformed Church in America                                | 1    | 1   | 0                    | 0   | 1     | 1   | 1             |
| Reformed Church in Canada                                 | 1    | 1   | 1                    | 2   | 2     | 2   | 4             |
| Reformed Episcopal Church                                 | 1    | 1   | 0                    | 0   | 1     | 3   | 2             |

**Table 2.16 Church/Denominational Affiliation of Students Currently Enrolled, 2019****Canada**

|                                          | MDiv      |              | Ministerial<br>Non-MDiv |            | Other     |              | Total<br>Schools |
|------------------------------------------|-----------|--------------|-------------------------|------------|-----------|--------------|------------------|
|                                          | N         | HC           | N                       | HC         | N         | HC           | N                |
| Reformed Presbyterian                    | 2         | 2            | 1                       | 5          | 2         | 4            | 3                |
| Religious Society of Friends             | 0         | 0            | 0                       | 0          | 1         | 1            | 1                |
| Roman Catholic                           | 9         | 186          | 11                      | 170        | 20        | 306          | 24               |
| Salvation Army                           | 2         | 3            | 3                       | 4          | 5         | 43           | 8                |
| Seventh Day Baptist General Conference   | 1         | 1            | 0                       | 0          | 0         | 0            | 1                |
| Seventh-day Adventist                    | 5         | 6            | 1                       | 1          | 3         | 4            | 6                |
| Southern Baptist Convention              | 2         | 3            | 2                       | 2          | 3         | 10           | 5                |
| Swedenborgian Church, General Convention | 0         | 0            | 0                       | 0          | 0         | 0            | 0                |
| Unitarian Universalist                   | 2         | 3            | 2                       | 2          | 3         | 5            | 3                |
| United Church of Canada                  | 11        | 114          | 3                       | 28         | 10        | 114          | 15               |
| United Church of Christ                  | 2         | 12           | 0                       | 0          | 0         | 0            | 2                |
| United Methodist Church                  | 0         | 0            | 1                       | 1          | 4         | 10           | 5                |
| United Pentecostal Church International  | 3         | 4            | 0                       | 0          | 1         | 6            | 3                |
| Wesleyan Church                          | 3         | 4            | 1                       | 1          | 4         | 11           | 7                |
| Wisconsin Evangelical Lutheran Synod     | 0         | 0            | 0                       | 0          | 0         | 0            | 0                |
| <b>Total</b>                             | <b>35</b> | <b>1,641</b> | <b>19</b>               | <b>830</b> | <b>33</b> | <b>2,578</b> | <b>38</b>        |

**Table 2.17-A Completions by Degree Category - All Member Schools**

| Year | Schools Reporting | MDiv  |       | Ministerial Non-MDiv |       | General Theological |       | Advanced Ministerial |       | Advanced Research |        | Total Degrees |       |
|------|-------------------|-------|-------|----------------------|-------|---------------------|-------|----------------------|-------|-------------------|--------|---------------|-------|
|      |                   | N     | %     | N                    | %     | N                   | %     | N                    | %     | N                 | %      | N             | %     |
| 2015 | 267               | 6,270 |       | 3,113                |       | 2,716               |       | 1,568                |       | 999               |        | 14,666        |       |
| 2016 | 270               | 6,165 | (1.7) | 3,251                | 4.2   | 2,993               | 9.3   | 1,449                | (8.2) | 967               | (3.3)  | 14,825        | 1.1   |
| 2017 | 268               | 5,841 | (5.5) | 3,107                | (4.6) | 2,995               | .1    | 1,527                | 5.1   | 987               | 2      | 14,457        | (2.5) |
| 2018 | 274               | 6,174 | 5.4   | 3,713                | 16.3  | 3,644               | 17.8  | 1,714                | 10.9  | 1,109             | 11     | 16,354        | 11.6  |
| 2019 | 273               | 6,244 | 1.1   | 3,786                | 1.9   | 3,564               | (2.2) | 1,675                | (2.3) | 989               | (12.1) | 16,258        | (.6)  |

**Table 2.17-B Completions by Degree Category - United States**

| Year | Schools Reporting | MDiv  |       | Ministerial Non-MDiv |       | General Theological |       | Advanced Ministerial |       | Advanced Research |       | Total Degrees |       |
|------|-------------------|-------|-------|----------------------|-------|---------------------|-------|----------------------|-------|-------------------|-------|---------------|-------|
|      |                   | N     | %     | N                    | %     | N                   | %     | N                    | %     | N                 | %     | N             | %     |
| 2015 | 230               | 5,985 |       | 2,864                |       | 2,490               |       | 1,521                |       | 912               |       | 13,772        |       |
| 2016 | 233               | 5,828 | (2.7) | 3,111                | 7.9   | 2,737               | 9     | 1,414                | (7.6) | 891               | (2.4) | 13,981        | 1.5   |
| 2017 | 230               | 5,517 | (5.6) | 2,930                | (6.2) | 2,693               | (1.6) | 1,492                | 5.2   | 906               | 1.7   | 13,538        | (3.3) |
| 2018 | 236               | 5,869 | 6     | 3,520                | 16.8  | 3,342               | 19.4  | 1,665                | 10.4  | 1,021             | 11.3  | 15,417        | 12.2  |
| 2019 | 235               | 5,974 | 1.8   | 3,582                | 1.7   | 3,302               | (1.2) | 1,639                | (1.6) | 928               | (10)  | 15,425        | .1    |

**Table 2.17-C Completions by Degree Category - Canada**

| Year | Schools Reporting | MDiv |       | Ministerial Non-MDiv |        | General Theological |        | Advanced Ministerial |        | Advanced Research |        | Total Degrees |        |
|------|-------------------|------|-------|----------------------|--------|---------------------|--------|----------------------|--------|-------------------|--------|---------------|--------|
|      |                   | N    | %     | N                    | %      | N                   | %      | N                    | %      | N                 | %      | N             | %      |
| 2015 | 37                | 285  |       | 249                  |        | 226                 |        | 47                   |        | 87                |        | 894           |        |
| 2016 | 37                | 337  | 15.4  | 140                  | (77.9) | 256                 | 11.7   | 35                   | (34.3) | 76                | (14.5) | 844           | (5.9)  |
| 2017 | 38                | 324  | (4)   | 177                  | 20.9   | 302                 | 15.2   | 35                   |        | 81                | 6.2    | 919           | 8.2    |
| 2018 | 38                | 305  | (6.2) | 193                  | 8.3    | 302                 |        | 49                   | 28.6   | 88                | 8      | 937           | 1.9    |
| 2019 | 38                | 270  | (13)  | 204                  | 5.4    | 262                 | (15.3) | 36                   | (36.1) | 61                | (44.3) | 833           | (12.5) |

**Table 2.18-A Head Count Completions by Degree Program, Race or Ethnic Group, and Gender, Fall 2019**

**All Member Schools**

| Degree Category<br>Degree Program            | Asian      |            | Black        |            | Hispanic   |            | Native    |           | Visa         |            | White        |              | Not Reported |            | Total         |              |
|----------------------------------------------|------------|------------|--------------|------------|------------|------------|-----------|-----------|--------------|------------|--------------|--------------|--------------|------------|---------------|--------------|
|                                              | M          | W          | M            | W          | M          | W          | M         | W         | M            | W          | M            | W            | M            | W          | M             | W            |
| <b>Basic Ministerial Leadership MDiv</b>     |            |            |              |            |            |            |           |           |              |            |              |              |              |            |               |              |
| MDiv                                         | 315        | 127        | 504          | 485        | 218        | 84         | 18        | 6         | 369          | 91         | 2,522        | 924          | 308          | 180        | 4,254         | 1,897        |
| <b>Basic Ministerial Leadership Non-MDiv</b> |            |            |              |            |            |            |           |           |              |            |              |              |              |            |               |              |
| MRE/MCE/MA in RelEd/CE                       | 18         | 23         | 10           | 33         | 9          | 5          | 0         | 1         | 3            | 10         | 51           | 54           | 9            | 26         | 100           | 152          |
| MCM/MSM                                      | 5          | 6          | 28           | 17         | 8          | 8          | 0         | 0         | 3            | 3          | 97           | 40           | 47           | 24         | 188           | 98           |
| MA in _____(Special)                         | 75         | 117        | 196          | 174        | 122        | 82         | 7         | 10        | 68           | 115        | 713          | 846          | 151          | 172        | 1,332         | 1,516        |
| MPS/MAPS                                     | 14         | 5          | 36           | 13         | 36         | 13         | 2         | 1         | 11           | 5          | 92           | 77           | 22           | 14         | 213           | 128          |
| <b>SubTotal</b>                              | <b>112</b> | <b>151</b> | <b>270</b>   | <b>237</b> | <b>175</b> | <b>108</b> | <b>9</b>  | <b>12</b> | <b>85</b>    | <b>133</b> | <b>953</b>   | <b>1,017</b> | <b>229</b>   | <b>236</b> | <b>1,833</b>  | <b>1,894</b> |
| <b>General Theological Studies</b>           |            |            |              |            |            |            |           |           |              |            |              |              |              |            |               |              |
| MA/MAR/MTS/MARS/MATS                         | 137        | 74         | 144          | 100        | 218        | 65         | 5         | 5         | 219          | 102        | 1,369        | 621          | 285          | 150        | 2,377         | 1,117        |
| <b>Advanced Ministerial Leadership</b>       |            |            |              |            |            |            |           |           |              |            |              |              |              |            |               |              |
| DMin                                         | 93         | 22         | 173          | 117        | 33         | 22         | 6         | 0         | 208          | 39         | 539          | 161          | 77           | 26         | 1,129         | 387          |
| DMiss                                        | 3          | 1          | 0            | 0          | 0          | 0          | 0         | 0         | 0            | 1          | 0            | 0            | 1            | 0          | 4             | 2            |
| DEdMin/EdD                                   | 0          | 1          | 8            | 0          | 0          | 0          | 0         | 0         | 7            | 2          | 46           | 8            | 1            | 1          | 62            | 12           |
| DMA/DCM                                      | 0          | 0          | 0            | 0          | 0          | 0          | 0         | 0         | 0            | 1          | 0            | 0            | 1            | 1          | 1             | 2            |
| Doctor in _____ (Special)                    | 9          | 2          | 0            | 0          | 1          | 0          | 0         | 0         | 14           | 9          | 21           | 7            | 0            | 0          | 45            | 18           |
| <b>SubTotal</b>                              | <b>105</b> | <b>26</b>  | <b>181</b>   | <b>117</b> | <b>34</b>  | <b>22</b>  | <b>6</b>  |           | <b>229</b>   | <b>52</b>  | <b>606</b>   | <b>176</b>   | <b>80</b>    | <b>28</b>  | <b>1,241</b>  | <b>421</b>   |
| <b>Advanced Theological Research</b>         |            |            |              |            |            |            |           |           |              |            |              |              |              |            |               |              |
| ThM/MTh/STM                                  | 31         | 10         | 19           | 13         | 20         | 5          | 0         | 1         | 122          | 20         | 197          | 28           | 34           | 7          | 423           | 84           |
| ThD/PhD                                      | 32         | 11         | 13           | 10         | 10         | 9          | 0         | 0         | 71           | 16         | 193          | 60           | 33           | 9          | 352           | 115          |
| <b>SubTotal</b>                              | <b>63</b>  | <b>21</b>  | <b>32</b>    | <b>23</b>  | <b>30</b>  | <b>14</b>  |           | <b>1</b>  | <b>193</b>   | <b>36</b>  | <b>390</b>   | <b>88</b>    | <b>67</b>    | <b>16</b>  | <b>775</b>    | <b>199</b>   |
| <b>Total</b>                                 | <b>732</b> | <b>399</b> | <b>1,131</b> | <b>962</b> | <b>675</b> | <b>293</b> | <b>38</b> | <b>24</b> | <b>1,095</b> | <b>414</b> | <b>5,840</b> | <b>2,826</b> | <b>969</b>   | <b>610</b> | <b>10,480</b> | <b>5,528</b> |



**Table 2.18-B Head Count Completions by Degree Program, Race or Ethnic Group, and Gender, Fall 2019**

**United States**

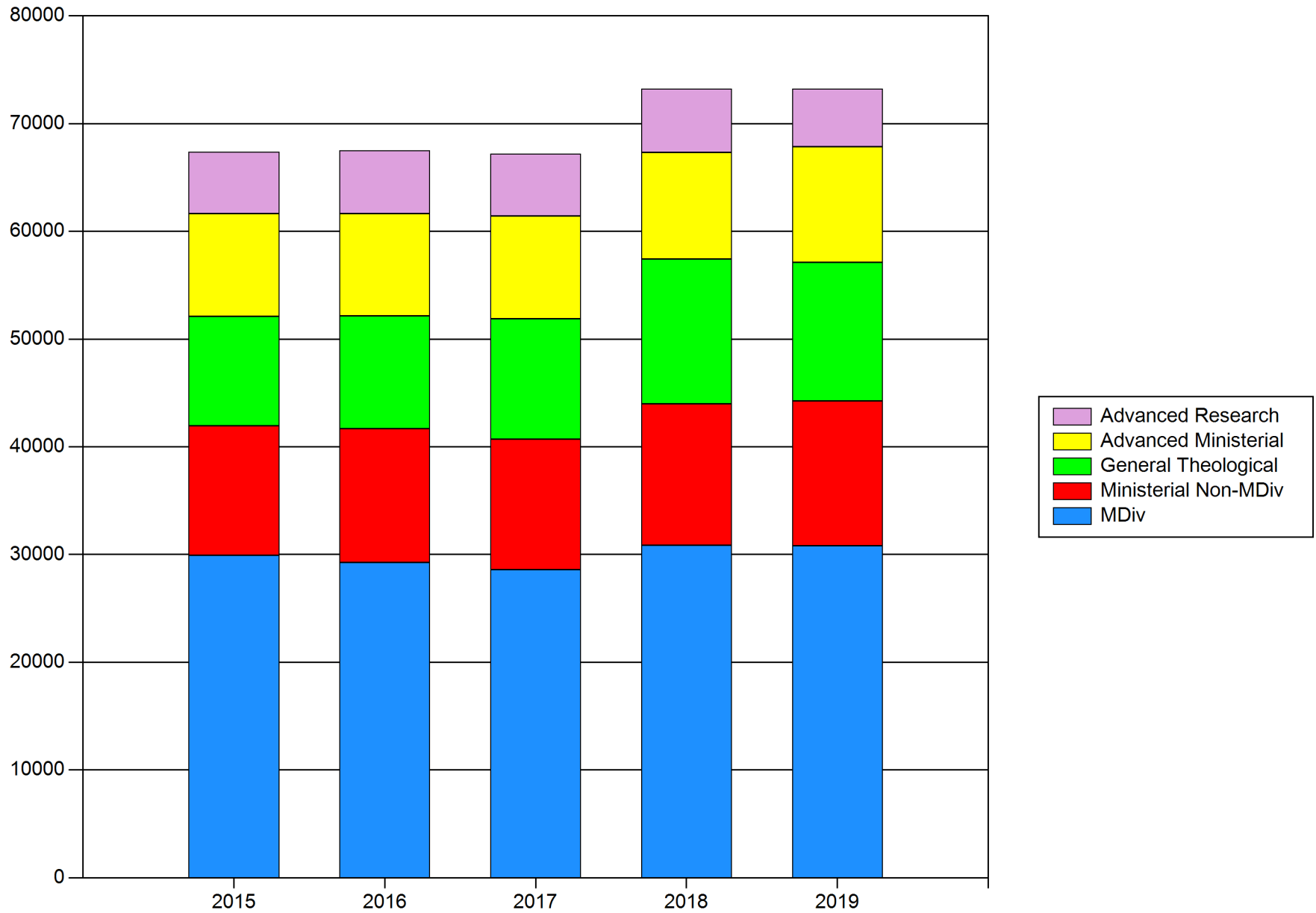
| Degree Category<br>Degree Program            | Asian |     | Black |     | Hispanic |     | Native |    | Visa  |     | White |       | Not Reported |     | Total  |       |
|----------------------------------------------|-------|-----|-------|-----|----------|-----|--------|----|-------|-----|-------|-------|--------------|-----|--------|-------|
|                                              | M     | W   | M     | W   | M        | W   | M      | W  | M     | W   | M     | W     | M            | W   | M      | W     |
| <b>Basic Ministerial Leadership MDiv</b>     |       |     |       |     |          |     |        |    |       |     |       |       |              |     |        |       |
| MDiv                                         | 290   | 119 | 500   | 482 | 218      | 83  | 18     | 6  | 354   | 87  | 2,486 | 910   | 220          | 109 | 4,086  | 1,796 |
| <b>Basic Ministerial Leadership Non-MDiv</b> |       |     |       |     |          |     |        |    |       |     |       |       |              |     |        |       |
| MRE/MCE/MA in RelEd/CE                       | 18    | 23  | 10    | 33  | 9        | 5   | 0      | 1  | 2     | 10  | 49    | 52    | 3            | 2   | 91     | 126   |
| MCM/MSM                                      | 5     | 6   | 28    | 17  | 8        | 8   | 0      | 0  | 3     | 3   | 97    | 40    | 47           | 24  | 188    | 98    |
| MA in _____(Special)                         | 74    | 112 | 196   | 173 | 122      | 82  | 5      | 9  | 65    | 111 | 705   | 836   | 116          | 100 | 1,283  | 1,423 |
| MPS/MAPS                                     | 14    | 4   | 36    | 13  | 36       | 13  | 2      | 1  | 11    | 5   | 87    | 72    | 18           | 2   | 204    | 110   |
| <b>SubTotal</b>                              | 111   | 145 | 270   | 236 | 175      | 108 | 7      | 11 | 81    | 129 | 938   | 1,000 | 184          | 128 | 1,766  | 1,757 |
| <b>General Theological Studies</b>           |       |     |       |     |          |     |        |    |       |     |       |       |              |     |        |       |
| MA/MAR/MTS/MARS/MATS                         | 127   | 67  | 142   | 98  | 216      | 63  | 4      | 4  | 212   | 100 | 1,332 | 586   | 193          | 89  | 2,226  | 1,007 |
| <b>Advanced Ministerial Leadership</b>       |       |     |       |     |          |     |        |    |       |     |       |       |              |     |        |       |
| DMin                                         | 91    | 22  | 173   | 117 | 33       | 22  | 6      | 0  | 204   | 39  | 533   | 160   | 62           | 18  | 1,102  | 378   |
| DMiss                                        | 3     | 1   | 0     | 0   | 0        | 0   | 0      | 0  | 0     | 1   | 0     | 0     | 1            | 0   | 4      | 2     |
| DEdMin/EdD                                   | 0     | 1   | 8     | 0   | 0        | 0   | 0      | 0  | 7     | 2   | 46    | 8     | 1            | 1   | 62     | 12    |
| DMA/DCM                                      | 0     | 0   | 0     | 0   | 0        | 0   | 0      | 0  | 0     | 1   | 0     | 0     | 1            | 1   | 1      | 2     |
| Doctor in _____ (Special)                    | 9     | 2   | 0     | 0   | 1        | 0   | 0      | 0  | 14    | 9   | 21    | 7     | 0            | 0   | 45     | 18    |
| <b>SubTotal</b>                              | 103   | 26  | 181   | 117 | 34       | 22  | 6      |    | 225   | 52  | 600   | 175   | 65           | 20  | 1,214  | 412   |
| <b>Advanced Theological Research</b>         |       |     |       |     |          |     |        |    |       |     |       |       |              |     |        |       |
| ThM/MTh/STM                                  | 28    | 8   | 19    | 13  | 20       | 5   | 0      | 1  | 118   | 20  | 193   | 24    | 26           | 6   | 404    | 77    |
| ThD/PhD                                      | 32    | 11  | 13    | 10  | 10       | 9   | 0      | 0  | 63    | 16  | 191   | 52    | 20           | 5   | 329    | 103   |
| <b>SubTotal</b>                              | 60    | 19  | 32    | 23  | 30       | 14  |        | 1  | 181   | 36  | 384   | 76    | 46           | 11  | 733    | 180   |
| <b>Total</b>                                 | 691   | 376 | 1,125 | 956 | 673      | 290 | 35     | 22 | 1,053 | 404 | 5,740 | 2,747 | 708          | 357 | 10,025 | 5,152 |

**Table 2.18-C Head Count Completions by Degree Program, Race or Ethnic Group, and Gender, Fall 2019**

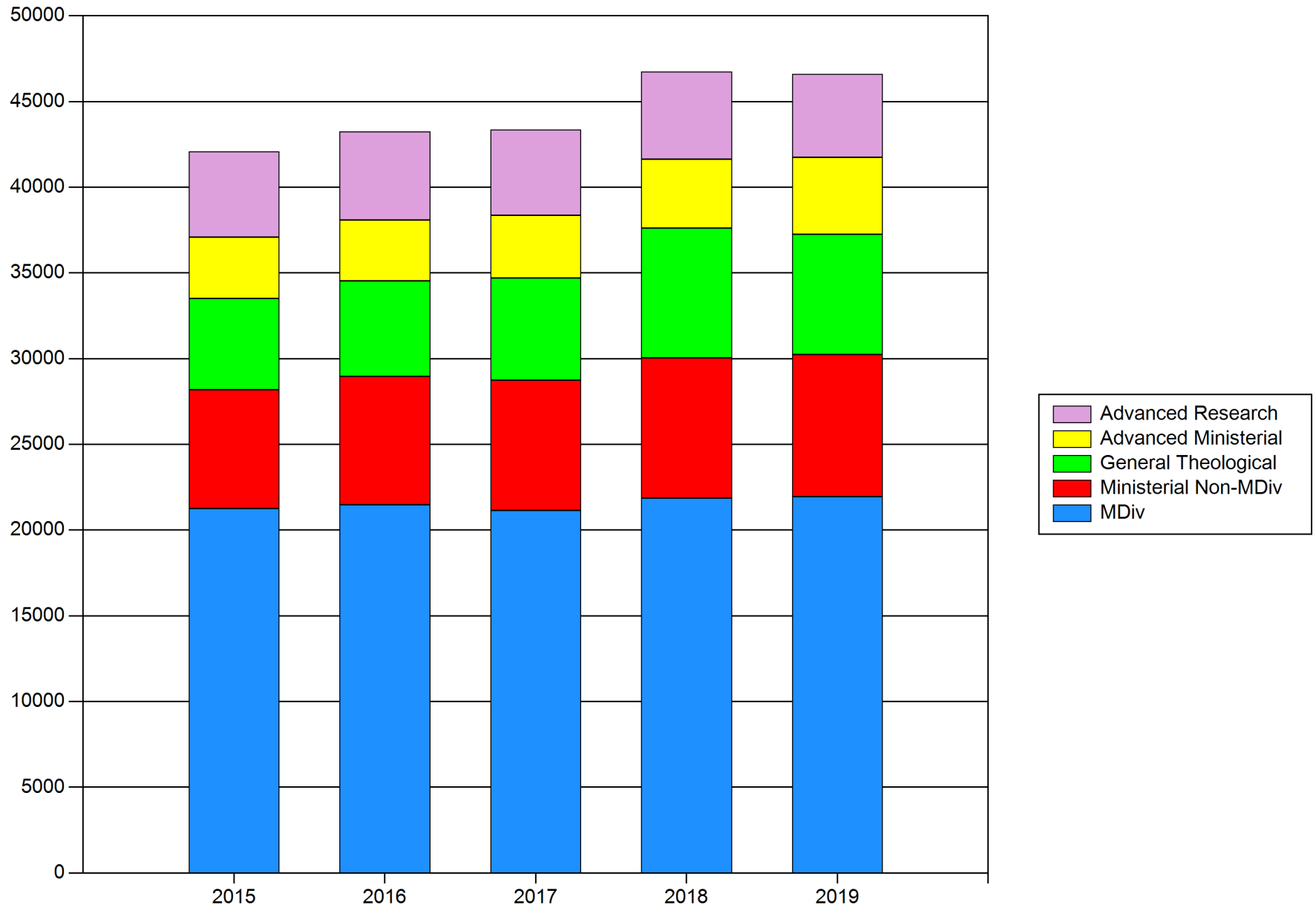
**Canada**

| Degree Category<br>Degree Program            | Asian     |           | Black    |          | Hispanic |          | Native   |          | Visa      |           | White      |           | Not Reported |            | Total      |            |
|----------------------------------------------|-----------|-----------|----------|----------|----------|----------|----------|----------|-----------|-----------|------------|-----------|--------------|------------|------------|------------|
|                                              | M         | W         | M        | W        | M        | W        | M        | W        | M         | W         | M          | W         | M            | W          | M          | W          |
| <b>Basic Ministerial Leadership MDiv</b>     |           |           |          |          |          |          |          |          |           |           |            |           |              |            |            |            |
| MDiv                                         | 25        | 8         | 4        | 3        | 0        | 1        | 0        | 0        | 15        | 4         | 36         | 14        | 88           | 71         | 168        | 101        |
| <b>Basic Ministerial Leadership Non-MDiv</b> |           |           |          |          |          |          |          |          |           |           |            |           |              |            |            |            |
| MRE/MCE/MA in RelEd/CE                       | 0         | 0         | 0        | 0        | 0        | 0        | 0        | 0        | 1         | 0         | 2          | 2         | 6            | 24         | 9          | 26         |
| MA in _____(Special)                         | 1         | 5         | 0        | 1        | 0        | 0        | 2        | 1        | 3         | 4         | 8          | 10        | 35           | 72         | 49         | 93         |
| MPS/MAPS                                     | 0         | 1         | 0        | 0        | 0        | 0        | 0        | 0        | 0         | 0         | 5          | 5         | 4            | 12         | 9          | 18         |
| <b>SubTotal</b>                              | <b>1</b>  | <b>6</b>  |          | <b>1</b> |          |          | <b>2</b> | <b>1</b> | <b>4</b>  | <b>4</b>  | <b>15</b>  | <b>17</b> | <b>45</b>    | <b>108</b> | <b>67</b>  | <b>137</b> |
| <b>General Theological Studies</b>           |           |           |          |          |          |          |          |          |           |           |            |           |              |            |            |            |
| MA/MAR/MTS/MARS/MATS                         | 10        | 7         | 2        | 2        | 2        | 2        | 1        | 1        | 7         | 2         | 37         | 35        | 92           | 61         | 151        | 110        |
| <b>Advanced Ministerial Leadership</b>       |           |           |          |          |          |          |          |          |           |           |            |           |              |            |            |            |
| DMin                                         | 2         | 0         | 0        | 0        | 0        | 0        | 0        | 0        | 4         | 0         | 6          | 1         | 15           | 8          | 27         | 9          |
| <b>SubTotal</b>                              | <b>2</b>  |           |          |          |          |          |          |          | <b>4</b>  |           | <b>6</b>   | <b>1</b>  | <b>15</b>    | <b>8</b>   | <b>27</b>  | <b>9</b>   |
| <b>Advanced Theological Research</b>         |           |           |          |          |          |          |          |          |           |           |            |           |              |            |            |            |
| ThM/MTh/STM                                  | 3         | 2         | 0        | 0        | 0        | 0        | 0        | 0        | 4         | 0         | 4          | 4         | 8            | 1          | 19         | 7          |
| ThD/PhD                                      | 0         | 0         | 0        | 0        | 0        | 0        | 0        | 0        | 8         | 0         | 2          | 8         | 13           | 4          | 23         | 12         |
| <b>SubTotal</b>                              | <b>3</b>  | <b>2</b>  |          |          |          |          |          |          | <b>12</b> |           | <b>6</b>   | <b>12</b> | <b>21</b>    | <b>5</b>   | <b>42</b>  | <b>19</b>  |
| <b>Total</b>                                 | <b>41</b> | <b>23</b> | <b>6</b> | <b>6</b> | <b>2</b> | <b>3</b> | <b>3</b> | <b>2</b> | <b>42</b> | <b>10</b> | <b>100</b> | <b>79</b> | <b>261</b>   | <b>253</b> | <b>455</b> | <b>376</b> |

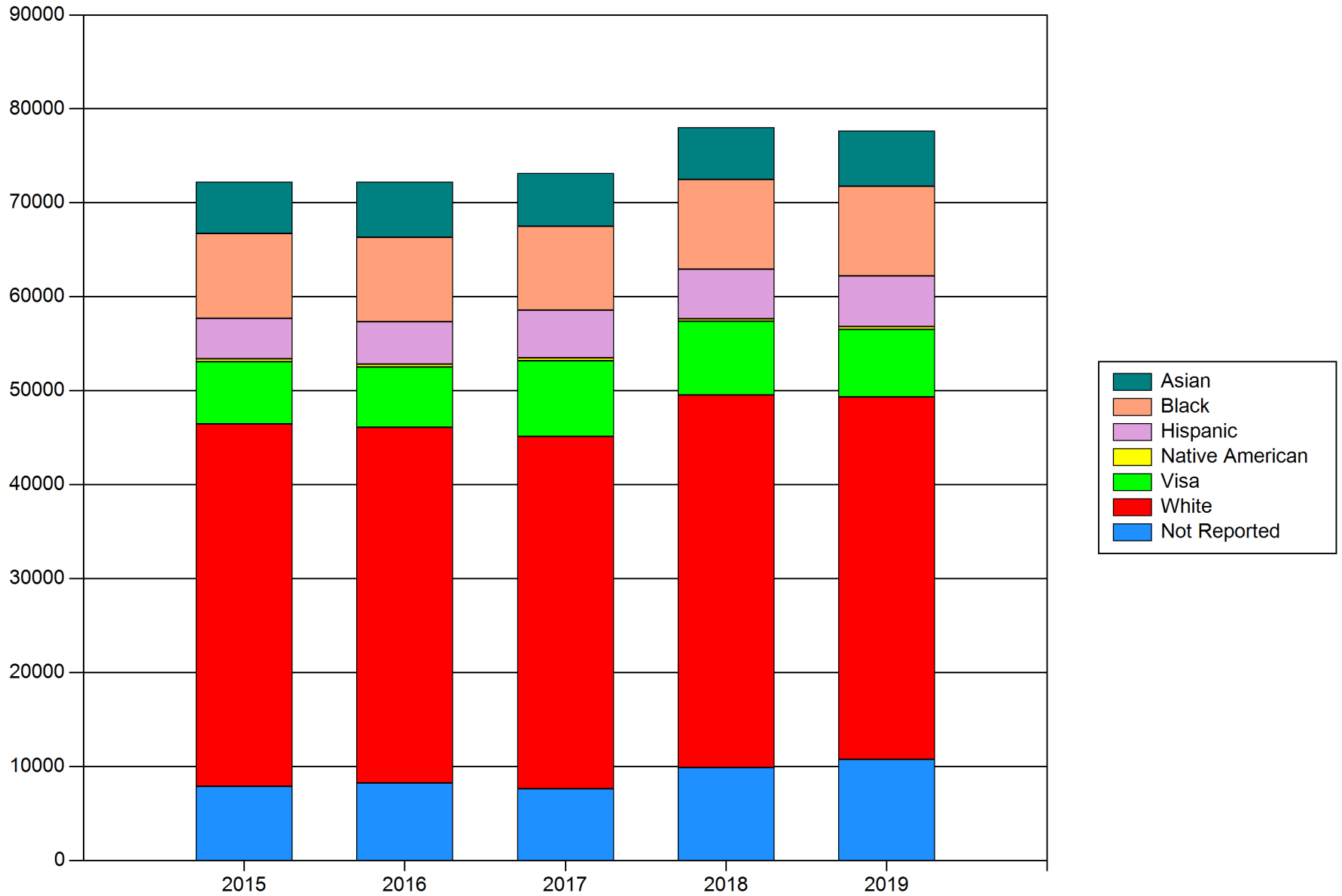
Graph 2A Head Count Enrollment by Degree Category, All Member Schools



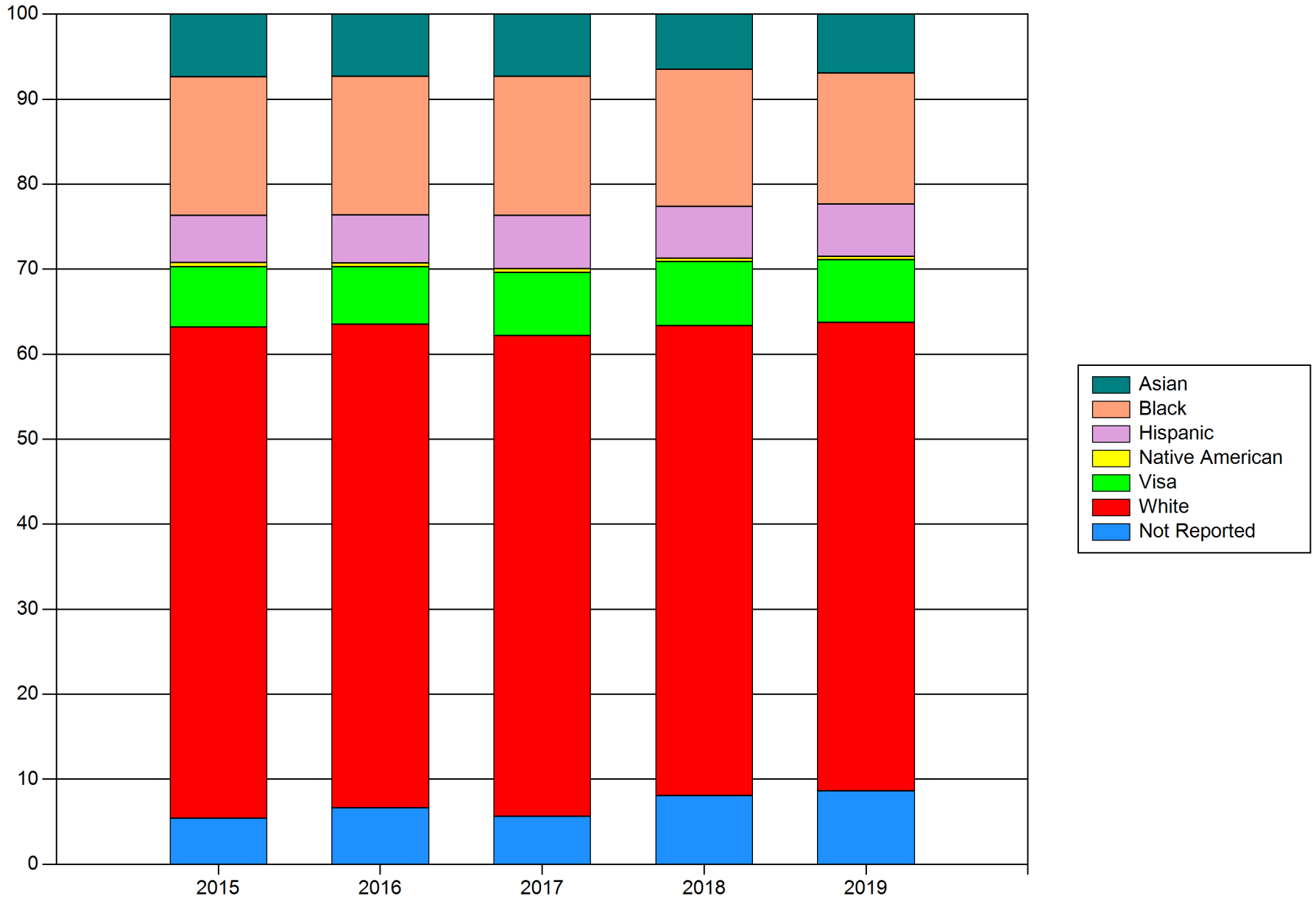
Graph 2B Full-Time Equivalent Enrollment by Degree Category, All Member Schools



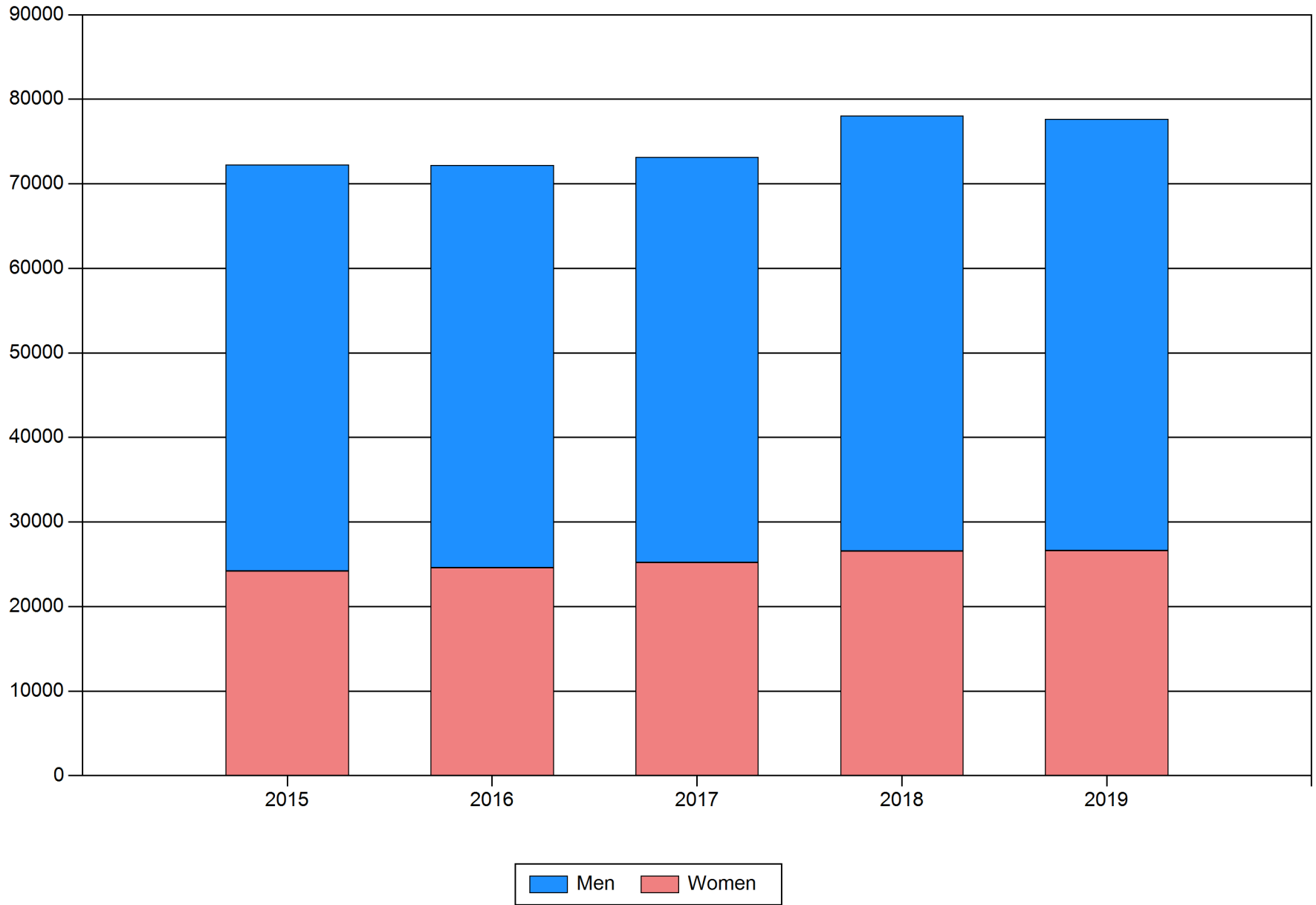
**Graph 2C Head Count Enrollment in All Programs by Race or Ethnic Group  
All Member Schools**



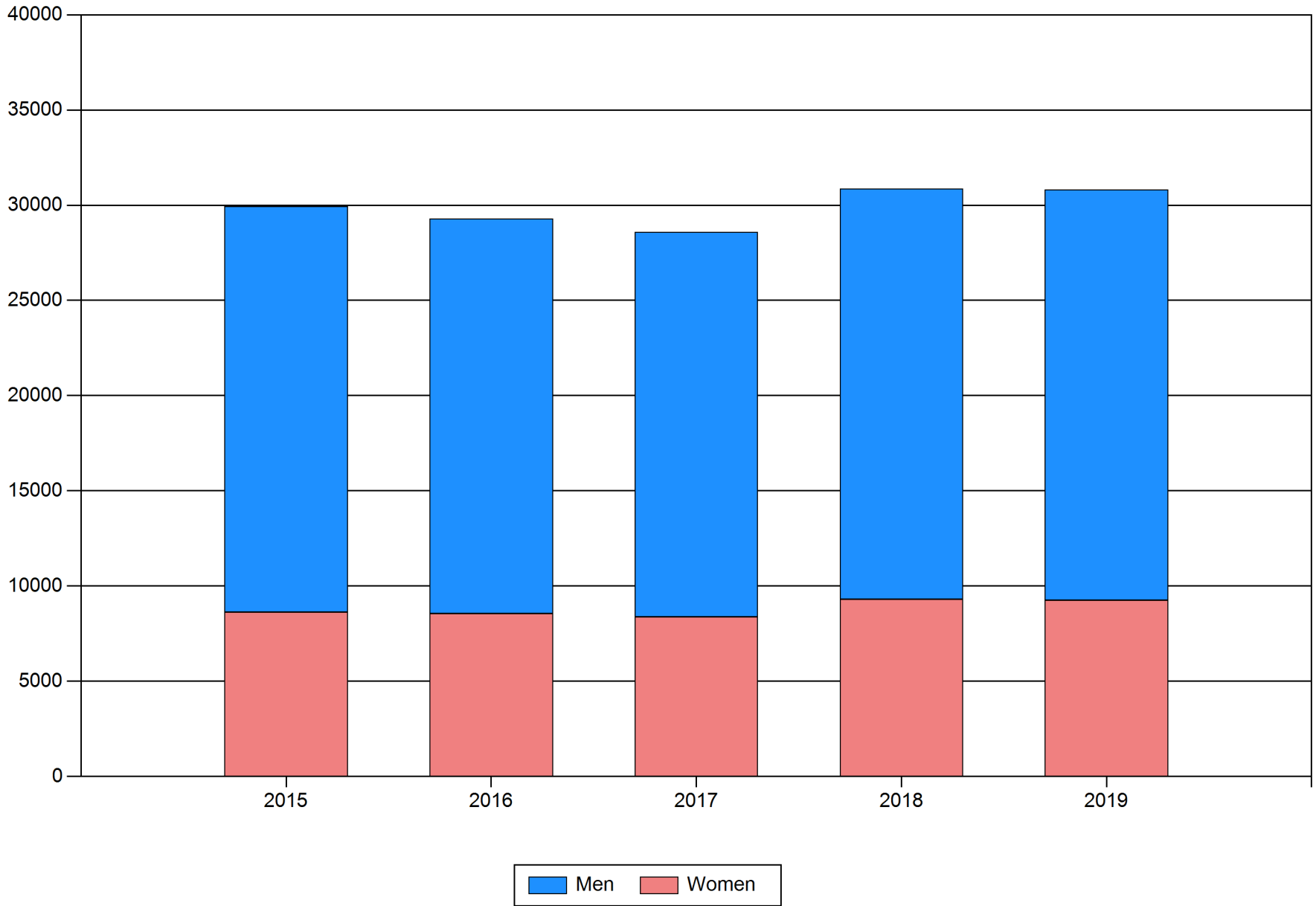
Graph 2D Head Count Enrollment in MDiv Programs by Racial/Ethnic Group, United States



**Graph 2E Head Count Enrollment in All Programs by Gender  
All Member Schools**

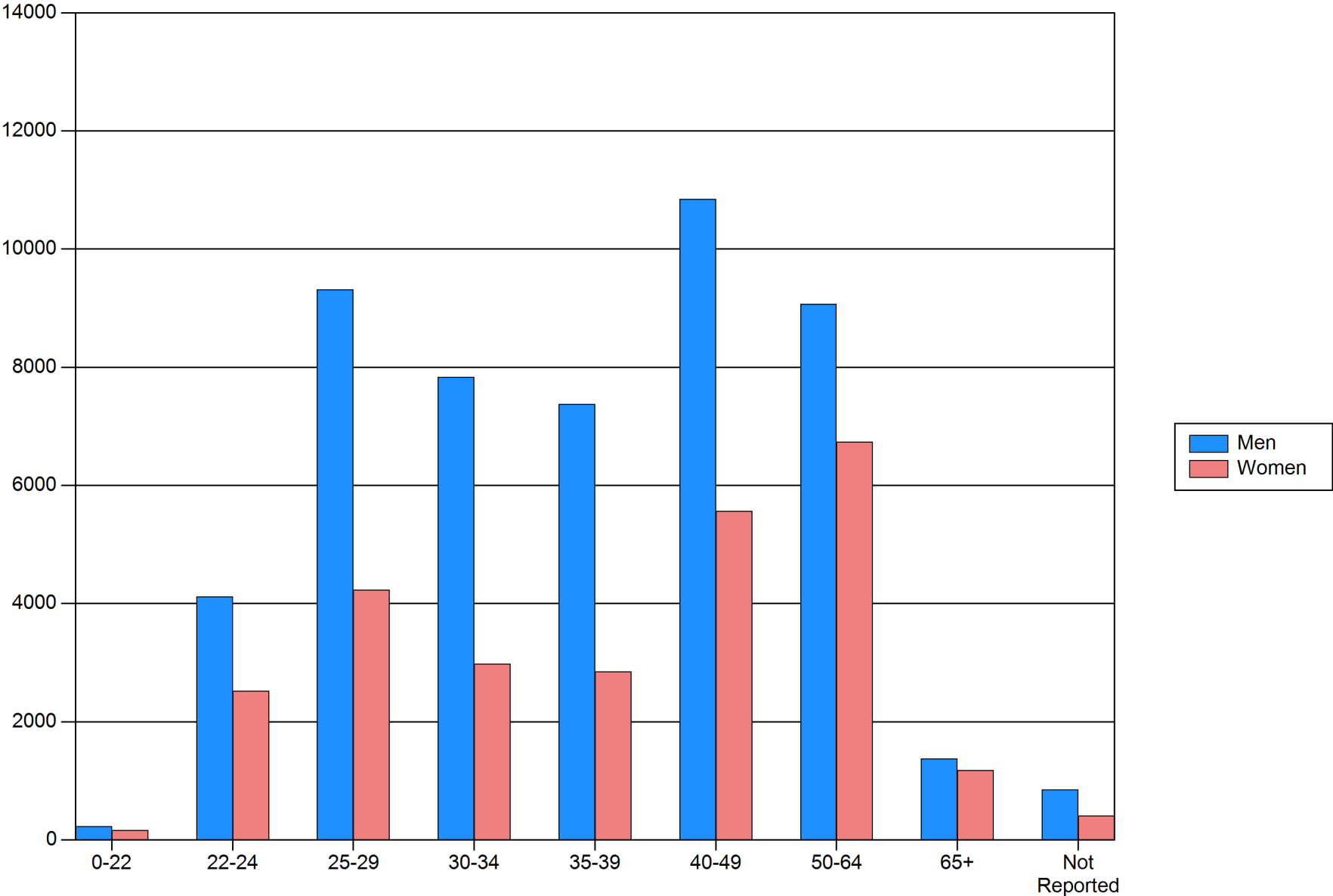


Graph 2F Head Count Enrollment in MDiv Programs by Gender  
All Member Schools

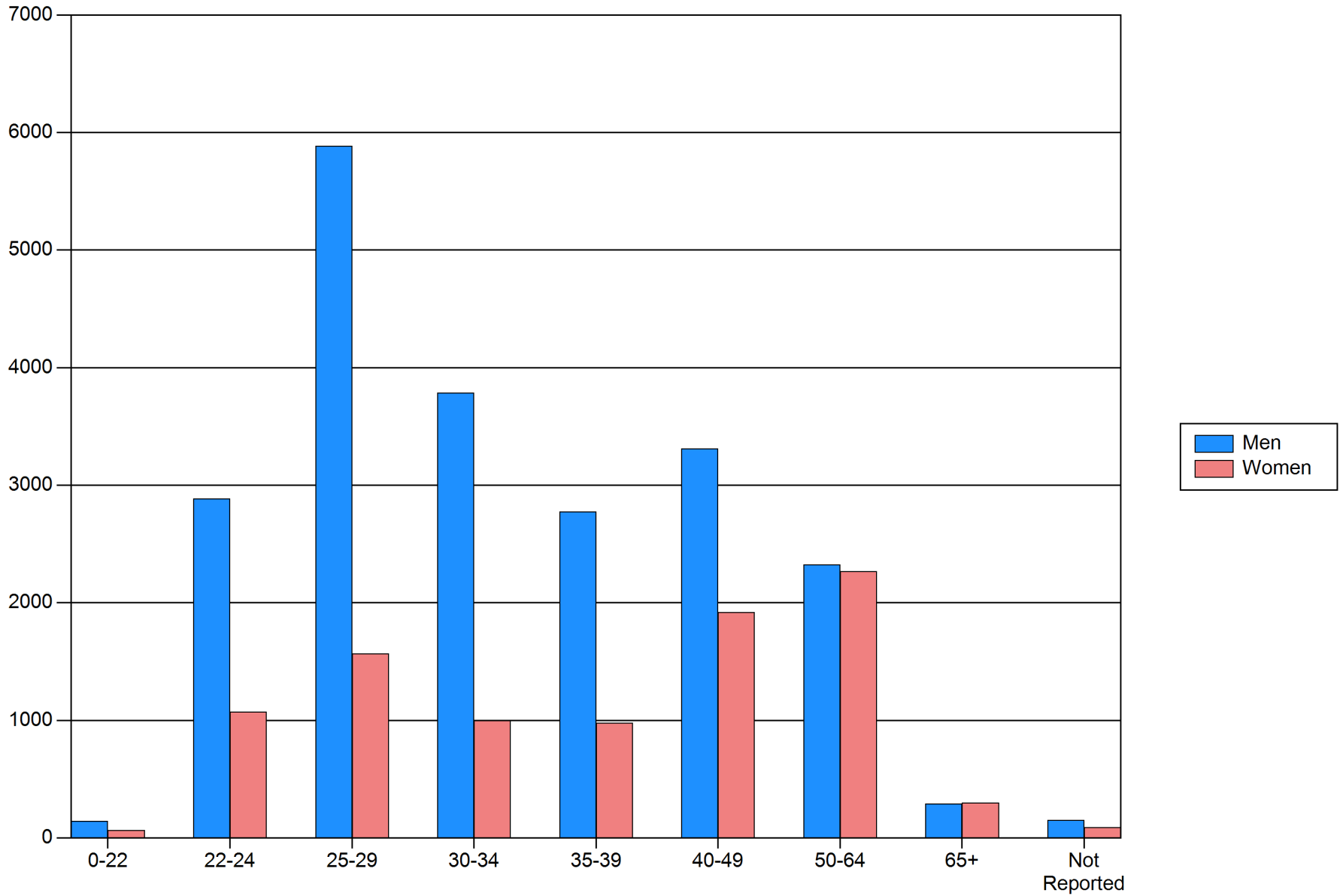




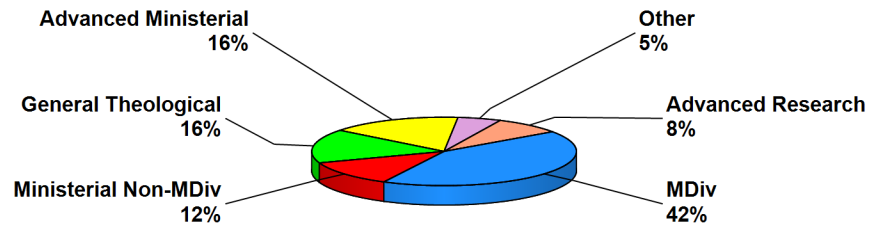
Graph 2G Head Count Enrollment by Age and Gender All Member Schools, Fall 2019



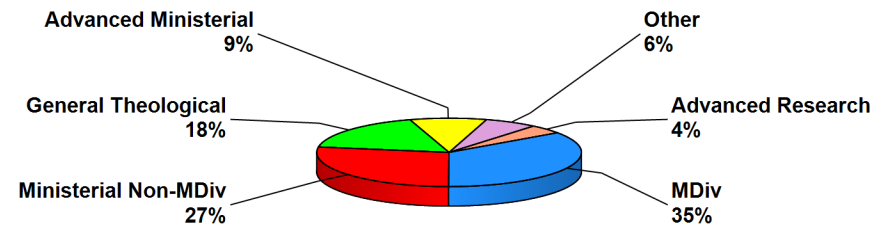
Graph 2H Head Count of MDiv Enrollment by Age and Gender All Member Schools, Fall 2019



**Graph 2I Distribution of Men  
Head Count Enrollment  
by Degree Category Fall 2019**



**Graph 2I Distribution of Women  
Head Count Enrollment  
by Degree Category Fall 2019**



**Table 3.1-A Number of Full-Time Faculty by Race/Ethnicity, Rank, and Gender - All Schools**

| Race/Ethnicity                                  | Rank                | 2015  |     | 2016  |     | 2017  |     | 2018  |     | 2019  |     |
|-------------------------------------------------|---------------------|-------|-----|-------|-----|-------|-----|-------|-----|-------|-----|
|                                                 |                     | M     | F   | M     | F   | M     | F   | M     | F   | M     | F   |
| <b>Asian or Pacific Islander</b>                | Professor           | 54    | 11  | 55    | 10  | 59    | 9   | 58    | 12  | 65    | 13  |
|                                                 | Associate Professor | 64    | 25  | 59    | 36  | 59    | 36  | 55    | 34  | 56    | 29  |
|                                                 | Assistant Professor | 48    | 24  | 52    | 20  | 48    | 21  | 45    | 20  | 43    | 25  |
|                                                 | Others              | 6     | 7   | 7     | 7   | 9     | 7   | 7     | 4   | 7     | 4   |
|                                                 | Total               | 172   | 67  | 173   | 73  | 175   | 73  | 165   | 70  | 171   | 71  |
| <b>Black Non-Hispanic</b>                       | Professor           | 63    | 22  | 56    | 20  | 58    | 21  | 55    | 20  | 56    | 22  |
|                                                 | Associate Professor | 55    | 26  | 55    | 28  | 57    | 24  | 56    | 22  | 57    | 23  |
|                                                 | Assistant Professor | 34    | 33  | 35    | 42  | 39    | 42  | 37    | 42  | 39    | 48  |
|                                                 | Others              | 19    | 15  | 16    | 13  | 17    | 13  | 17    | 10  | 16    | 12  |
|                                                 | Total               | 171   | 96  | 162   | 103 | 171   | 100 | 165   | 94  | 168   | 105 |
| <b>Hispanic</b>                                 | Professor           | 40    | 10  | 38    | 10  | 40    | 9   | 35    | 8   | 35    | 7   |
|                                                 | Associate Professor | 27    | 9   | 31    | 9   | 34    | 8   | 38    | 6   | 39    | 5   |
|                                                 | Assistant Professor | 30    | 12  | 30    | 12  | 28    | 12  | 27    | 13  | 32    | 15  |
|                                                 | Others              | 11    | 4   | 13    | 6   | 9     | 5   | 7     | 5   | 4     | 6   |
|                                                 | Total               | 108   | 35  | 112   | 37  | 111   | 34  | 107   | 32  | 110   | 33  |
| <b>American Indian, Alaskan Native or Inuit</b> | Professor           | 2     | -   | 1     | -   | 2     | -   | 1     | -   | 1     | -   |
|                                                 | Associate Professor | 1     | -   | -     | -   | 1     | -   | 1     | -   | -     | -   |
|                                                 | Assistant Professor | 1     | -   | 2     | 1   | 1     | 1   | 1     | 1   | 2     | -   |
|                                                 | Others              | -     | -   | -     | -   | -     | -   | -     | 2   | 2     | 1   |
|                                                 | Total               | 4     | -   | 3     | 1   | 4     | 1   | 3     | 3   | 5     | 1   |
| <b>Visa or Nonresident Alien</b>                | Professor           | 6     | 1   | 6     | 1   | 7     | 1   | 4     | 1   | 1     | 1   |
|                                                 | Associate Professor | 7     | 1   | 8     | 1   | 5     | 2   | 7     | 2   | 6     | 2   |
|                                                 | Assistant Professor | 2     | 2   | 2     | 2   | 3     | 4   | 2     | 5   | 3     | 5   |
|                                                 | Others              | -     | -   | 2     | -   | -     | -   | -     | -   | -     | -   |
|                                                 | Total               | 15    | 4   | 18    | 4   | 15    | 7   | 13    | 8   | 10    | 8   |
| <b>White Non-Hispanic</b>                       | Professor           | 1,046 | 230 | 1,034 | 228 | 1,019 | 223 | 988   | 216 | 949   | 202 |
|                                                 | Associate Professor | 512   | 185 | 495   | 171 | 492   | 176 | 470   | 182 | 450   | 174 |
|                                                 | Assistant Professor | 344   | 129 | 360   | 129 | 357   | 135 | 336   | 125 | 314   | 117 |
|                                                 | Others              | 163   | 56  | 164   | 63  | 145   | 69  | 143   | 65  | 136   | 68  |
|                                                 | Total               | 2,065 | 600 | 2,053 | 591 | 2,013 | 603 | 1,937 | 588 | 1,849 | 561 |
| <b>Multiracial</b>                              | Professor           | 3     | -   | 2     | -   | 2     | 1   | 1     | 1   | 2     | 1   |
|                                                 | Associate Professor | 7     | 1   | 8     | -   | 9     | 1   | 9     | 1   | 9     | 2   |
|                                                 | Assistant Professor | 3     | 3   | 3     | 6   | 2     | 4   | 1     | 4   | 3     | 4   |
|                                                 | Others              | 1     | 1   | 2     | 1   | 2     | 1   | 1     | 1   | -     | 2   |
|                                                 | Total               | 14    | 5   | 15    | 7   | 15    | 7   | 12    | 7   | 14    | 9   |
| <b>Not Available</b>                            | Professor           | 17    | 7   | 22    | 5   | 21    | 5   | 28    | 7   | 21    | 8   |
|                                                 | Associate Professor | 22    | 8   | 22    | 8   | 27    | 15  | 38    | 15  | 30    | 17  |
|                                                 | Assistant Professor | 25    | 12  | 27    | 11  | 32    | 10  | 36    | 13  | 35    | 11  |
|                                                 | Others              | 8     | 4   | 8     | 6   | 11    | 3   | 15    | 3   | 13    | 4   |
|                                                 | Total               | 72    | 31  | 79    | 30  | 91    | 33  | 117   | 38  | 99    | 40  |
| <b>Total Faculty</b>                            | Professor           | 1,231 | 281 | 1,214 | 274 | 1,208 | 269 | 1,170 | 265 | 1,130 | 254 |
|                                                 | Associate Professor | 695   | 255 | 678   | 253 | 684   | 262 | 674   | 262 | 647   | 252 |
|                                                 | Assistant Professor | 487   | 215 | 511   | 223 | 510   | 229 | 485   | 223 | 471   | 225 |
|                                                 | Others              | 208   | 87  | 212   | 96  | 193   | 98  | 190   | 90  | 178   | 97  |
|                                                 | Total               | 2,621 | 838 | 2,615 | 846 | 2,595 | 858 | 2,519 | 840 | 2,426 | 828 |

**Table 3.1-B Number of Full-Time Faculty by Race/Ethnicity, Rank, and Gender - United States**

| Race/Ethnicity                                  | Rank                | 2015  |     | 2016  |     | 2017  |     | 2018  |     | 2019  |     |
|-------------------------------------------------|---------------------|-------|-----|-------|-----|-------|-----|-------|-----|-------|-----|
|                                                 |                     | M     | F   | M     | F   | M     | F   | M     | F   | M     | F   |
| <b>Asian or Pacific Islander</b>                | Professor           | 51    | 9   | 52    | 9   | 55    | 9   | 56    | 11  | 63    | 12  |
|                                                 | Associate Professor | 61    | 25  | 56    | 36  | 55    | 36  | 52    | 34  | 54    | 28  |
|                                                 | Assistant Professor | 47    | 24  | 50    | 19  | 46    | 19  | 43    | 17  | 40    | 23  |
|                                                 | Others              | 6     | 5   | 7     | 5   | 9     | 5   | 7     | 3   | 7     | 3   |
|                                                 | Total               | 165   | 63  | 165   | 69  | 165   | 69  | 158   | 65  | 164   | 66  |
| <b>Black Non-Hispanic</b>                       | Professor           | 63    | 22  | 56    | 20  | 58    | 21  | 55    | 20  | 56    | 22  |
|                                                 | Associate Professor | 54    | 26  | 54    | 28  | 56    | 24  | 55    | 22  | 56    | 22  |
|                                                 | Assistant Professor | 34    | 33  | 35    | 42  | 39    | 42  | 37    | 42  | 39    | 48  |
|                                                 | Others              | 19    | 15  | 16    | 13  | 17    | 13  | 17    | 10  | 16    | 12  |
|                                                 | Total               | 170   | 96  | 161   | 103 | 170   | 100 | 164   | 94  | 167   | 104 |
| <b>Hispanic</b>                                 | Professor           | 40    | 10  | 38    | 10  | 40    | 9   | 35    | 8   | 35    | 7   |
|                                                 | Associate Professor | 27    | 9   | 31    | 9   | 34    | 8   | 38    | 6   | 39    | 5   |
|                                                 | Assistant Professor | 30    | 12  | 30    | 12  | 28    | 12  | 27    | 13  | 31    | 15  |
|                                                 | Others              | 11    | 4   | 13    | 6   | 9     | 5   | 7     | 5   | 4     | 6   |
|                                                 | Total               | 108   | 35  | 112   | 37  | 111   | 34  | 107   | 32  | 109   | 33  |
| <b>American Indian, Alaskan Native or Inuit</b> | Professor           | 2     | -   | 1     | -   | 2     | -   | 1     | -   | 1     | -   |
|                                                 | Associate Professor | 1     | -   | -     | -   | 1     | -   | 1     | -   | -     | -   |
|                                                 | Assistant Professor | 1     | -   | 1     | 1   | -     | 1   | -     | 1   | -     | -   |
|                                                 | Others              | -     | -   | -     | -   | -     | -   | -     | 1   | -     | -   |
|                                                 | Total               | 4     | -   | 2     | 1   | 3     | 1   | 2     | 2   | 1     | -   |
| <b>Visa or Nonresident Alien</b>                | Professor           | 6     | 1   | 6     | 1   | 7     | 1   | 4     | 1   | 1     | 1   |
|                                                 | Associate Professor | 7     | 1   | 8     | 1   | 5     | 1   | 7     | 1   | 6     | 1   |
|                                                 | Assistant Professor | 2     | 2   | 2     | 2   | 3     | 4   | 2     | 5   | 3     | 5   |
|                                                 | Others              | -     | -   | 2     | -   | -     | -   | -     | -   | -     | -   |
|                                                 | Total               | 15    | 4   | 18    | 4   | 15    | 6   | 13    | 7   | 10    | 7   |
| <b>White Non-Hispanic</b>                       | Professor           | 984   | 224 | 979   | 219 | 961   | 214 | 932   | 205 | 896   | 191 |
|                                                 | Associate Professor | 471   | 168 | 450   | 158 | 448   | 162 | 432   | 165 | 414   | 160 |
|                                                 | Assistant Professor | 327   | 119 | 346   | 117 | 344   | 120 | 323   | 113 | 304   | 106 |
|                                                 | Others              | 154   | 50  | 152   | 55  | 135   | 61  | 134   | 58  | 126   | 61  |
|                                                 | Total               | 1,936 | 561 | 1,927 | 549 | 1,888 | 557 | 1,821 | 541 | 1,740 | 518 |
| <b>Multiracial</b>                              | Professor           | 3     | -   | 2     | -   | 2     | 1   | 1     | 1   | 2     | 1   |
|                                                 | Associate Professor | 6     | 1   | 7     | -   | 8     | -   | 8     | -   | 8     | 1   |
|                                                 | Assistant Professor | 3     | 2   | 3     | 5   | 2     | 4   | 1     | 4   | 3     | 4   |
|                                                 | Others              | 1     | 1   | 2     | 1   | 2     | 1   | 1     | 1   | -     | 2   |
|                                                 | Total               | 13    | 4   | 14    | 6   | 14    | 6   | 11    | 6   | 13    | 8   |
| <b>Not Available</b>                            | Professor           | 4     | 3   | 4     | 2   | 6     | 1   | 8     | 3   | 6     | 5   |
|                                                 | Associate Professor | 8     | 3   | 8     | 2   | 11    | 5   | 12    | 3   | 9     | 4   |
|                                                 | Assistant Professor | 9     | 4   | 8     | 3   | 9     | 4   | 11    | 3   | 14    | 4   |
|                                                 | Others              | 5     | 3   | 4     | 4   | 8     | 2   | 11    | 2   | 9     | 2   |
|                                                 | Total               | 26    | 13  | 24    | 11  | 34    | 12  | 42    | 11  | 38    | 15  |
| <b>Total Faculty</b>                            | Professor           | 1,153 | 269 | 1,138 | 261 | 1,131 | 256 | 1,092 | 249 | 1,060 | 239 |
|                                                 | Associate Professor | 635   | 233 | 614   | 234 | 618   | 236 | 605   | 231 | 586   | 221 |
|                                                 | Assistant Professor | 453   | 196 | 475   | 201 | 471   | 206 | 444   | 198 | 434   | 205 |
|                                                 | Others              | 196   | 78  | 196   | 84  | 180   | 87  | 177   | 80  | 162   | 86  |
|                                                 | Total               | 2,437 | 776 | 2,423 | 780 | 2,400 | 785 | 2,318 | 758 | 2,242 | 751 |

**Table 3.1-C Number of Full-Time Faculty by Race/Ethnicity, Rank, and Gender - Canada**

| Race/Ethnicity                                  | Rank                | 2015       |           | 2016       |           | 2017       |           | 2018       |           | 2019       |           |
|-------------------------------------------------|---------------------|------------|-----------|------------|-----------|------------|-----------|------------|-----------|------------|-----------|
|                                                 |                     | M          | F         | M          | F         | M          | F         | M          | F         | M          | F         |
| <b>Asian or Pacific Islander</b>                | Professor           | 3          | 2         | 3          | 1         | 4          | -         | 2          | 1         | 2          | 1         |
|                                                 | Associate Professor | 3          | -         | 3          | -         | 4          | -         | 3          | -         | 2          | 1         |
|                                                 | Assistant Professor | 1          | -         | 2          | 1         | 2          | 2         | 2          | 3         | 3          | 2         |
|                                                 | Others              | -          | 2         | -          | 2         | -          | 2         | -          | 1         | -          | 1         |
|                                                 | <b>Total</b>        | <b>7</b>   | <b>4</b>  | <b>8</b>   | <b>4</b>  | <b>10</b>  | <b>4</b>  | <b>7</b>   | <b>5</b>  | <b>7</b>   | <b>5</b>  |
| <b>Black Non-Hispanic</b>                       | Professor           | -          | -         | -          | -         | -          | -         | -          | -         | -          | -         |
|                                                 | Associate Professor | 1          | -         | 1          | -         | 1          | -         | 1          | -         | 1          | 1         |
|                                                 | Assistant Professor | -          | -         | -          | -         | -          | -         | -          | -         | -          | -         |
|                                                 | Others              | -          | -         | -          | -         | -          | -         | -          | -         | -          | -         |
|                                                 | <b>Total</b>        | <b>1</b>   | <b>-</b>  | <b>1</b>   | <b>-</b>  | <b>1</b>   | <b>-</b>  | <b>1</b>   | <b>-</b>  | <b>1</b>   | <b>1</b>  |
| <b>Hispanic</b>                                 | Professor           | -          | -         | -          | -         | -          | -         | -          | -         | -          | -         |
|                                                 | Associate Professor | -          | -         | -          | -         | -          | -         | -          | -         | -          | -         |
|                                                 | Assistant Professor | -          | -         | -          | -         | -          | -         | -          | -         | 1          | -         |
|                                                 | Others              | -          | -         | -          | -         | -          | -         | -          | -         | -          | -         |
|                                                 | <b>Total</b>        | <b>-</b>   | <b>-</b>  | <b>-</b>   | <b>-</b>  | <b>-</b>   | <b>-</b>  | <b>-</b>   | <b>-</b>  | <b>1</b>   | <b>-</b>  |
| <b>American Indian, Alaskan Native or Inuit</b> | Professor           | -          | -         | -          | -         | -          | -         | -          | -         | -          | -         |
|                                                 | Associate Professor | -          | -         | -          | -         | -          | -         | -          | -         | -          | -         |
|                                                 | Assistant Professor | -          | -         | 1          | -         | 1          | -         | 1          | -         | 2          | -         |
|                                                 | Others              | -          | -         | -          | -         | -          | -         | -          | 1         | 2          | 1         |
|                                                 | <b>Total</b>        | <b>-</b>   | <b>-</b>  | <b>1</b>   | <b>-</b>  | <b>1</b>   | <b>-</b>  | <b>1</b>   | <b>1</b>  | <b>4</b>   | <b>1</b>  |
| <b>Visa or Nonresident Alien</b>                | Professor           | -          | -         | -          | -         | -          | -         | -          | -         | -          | -         |
|                                                 | Associate Professor | -          | -         | -          | -         | -          | 1         | -          | 1         | -          | 1         |
|                                                 | Assistant Professor | -          | -         | -          | -         | -          | -         | -          | -         | -          | -         |
|                                                 | Others              | -          | -         | -          | -         | -          | -         | -          | -         | -          | -         |
|                                                 | <b>Total</b>        | <b>-</b>   | <b>-</b>  | <b>-</b>   | <b>-</b>  | <b>-</b>   | <b>1</b>  | <b>-</b>   | <b>1</b>  | <b>-</b>   | <b>1</b>  |
| <b>White Non-Hispanic</b>                       | Professor           | 62         | 6         | 55         | 9         | 58         | 9         | 56         | 11        | 53         | 11        |
|                                                 | Associate Professor | 41         | 17        | 45         | 13        | 44         | 14        | 38         | 17        | 36         | 14        |
|                                                 | Assistant Professor | 17         | 10        | 14         | 12        | 13         | 15        | 13         | 12        | 10         | 11        |
|                                                 | Others              | 9          | 6         | 12         | 8         | 10         | 8         | 9          | 7         | 10         | 7         |
|                                                 | <b>Total</b>        | <b>129</b> | <b>39</b> | <b>126</b> | <b>42</b> | <b>125</b> | <b>46</b> | <b>116</b> | <b>47</b> | <b>109</b> | <b>43</b> |
| <b>Multiracial</b>                              | Professor           | -          | -         | -          | -         | -          | -         | -          | -         | -          | -         |
|                                                 | Associate Professor | 1          | -         | 1          | -         | 1          | 1         | 1          | 1         | 1          | 1         |
|                                                 | Assistant Professor | -          | 1         | -          | 1         | -          | -         | -          | -         | -          | -         |
|                                                 | Others              | -          | -         | -          | -         | -          | -         | -          | -         | -          | -         |
|                                                 | <b>Total</b>        | <b>1</b>   | <b>1</b>  | <b>1</b>   | <b>1</b>  | <b>1</b>   | <b>1</b>  | <b>1</b>   | <b>1</b>  | <b>1</b>   | <b>1</b>  |
| <b>Not Available</b>                            | Professor           | 13         | 4         | 18         | 3         | 15         | 4         | 20         | 4         | 15         | 3         |
|                                                 | Associate Professor | 14         | 5         | 14         | 6         | 16         | 10        | 26         | 12        | 21         | 13        |
|                                                 | Assistant Professor | 16         | 8         | 19         | 8         | 23         | 6         | 25         | 10        | 21         | 7         |
|                                                 | Others              | 3          | 1         | 4          | 2         | 3          | 1         | 4          | 1         | 4          | 2         |
|                                                 | <b>Total</b>        | <b>46</b>  | <b>18</b> | <b>55</b>  | <b>19</b> | <b>57</b>  | <b>21</b> | <b>75</b>  | <b>27</b> | <b>61</b>  | <b>25</b> |
| <b>Total Faculty</b>                            | Professor           | 78         | 12        | 76         | 13        | 77         | 13        | 78         | 16        | 70         | 15        |
|                                                 | Associate Professor | 60         | 22        | 64         | 19        | 66         | 26        | 69         | 31        | 61         | 31        |
|                                                 | Assistant Professor | 34         | 19        | 36         | 22        | 39         | 23        | 41         | 25        | 37         | 20        |
|                                                 | Others              | 12         | 9         | 16         | 12        | 13         | 11        | 13         | 10        | 16         | 11        |
|                                                 | <b>Total</b>        | <b>184</b> | <b>62</b> | <b>192</b> | <b>66</b> | <b>195</b> | <b>73</b> | <b>201</b> | <b>82</b> | <b>184</b> | <b>77</b> |

**Table 3.2-A Total Compensation of Full-Time Faculty by Schools' Highest Granted Degree - All Schools**

|                            | <b>Ministerial Leadership</b>           | <b>Advanced Ministerial Leadership</b> | <b>Advanced Theological Research</b> |         |
|----------------------------|-----------------------------------------|----------------------------------------|--------------------------------------|---------|
| <b>Professor</b>           | <sup>1</sup> Number                     | 388                                    | 285                                  | 670     |
|                            | <sup>2</sup> Average Salary             | 78,806                                 | 88,924                               | 97,414  |
|                            | <sup>2</sup> Median Salary              | 80,000                                 | 85,056                               | 87,117  |
|                            | <sup>3</sup> Average Salary and Housing | 80,888                                 | 92,194                               | 100,607 |
|                            | <sup>4</sup> Average Benefits           | 10,648                                 | 13,830                               | 13,349  |
|                            | <sup>5</sup> Average Pension            | 5,332                                  | 7,203                                | 8,491   |
|                            | <sup>6</sup> Total Average              | 96,869                                 | 113,229                              | 122,448 |
|                            | 25th percentile                         | 75,850                                 | 83,600                               | 94,586  |
|                            | Median                                  | 99,633                                 | 107,309                              | 111,855 |
| 75th percentile            | 113,437                                 | 142,590                                | 136,540                              |         |
| <b>Associate Professor</b> | <sup>1</sup> Number                     | 285                                    | 180                                  | 424     |
|                            | <sup>2</sup> Average Salary             | 68,898                                 | 72,422                               | 80,514  |
|                            | <sup>2</sup> Median Salary              | 68,815                                 | 72,778                               | 79,180  |
|                            | <sup>3</sup> Average Salary and Housing | 71,006                                 | 74,816                               | 83,616  |
|                            | <sup>4</sup> Average Benefits           | 10,044                                 | 12,036                               | 11,977  |
|                            | <sup>5</sup> Average Pension            | 5,149                                  | 5,512                                | 6,880   |
|                            | <sup>6</sup> Total Average              | 86,200                                 | 92,365                               | 102,473 |
|                            | 25th percentile                         | 71,589                                 | 69,321                               | 87,051  |
|                            | Median                                  | 84,746                                 | 92,750                               | 99,633  |
| 75th percentile            | 98,034                                  | 115,019                                | 119,600                              |         |
| <b>Assistant Professor</b> | <sup>1</sup> Number                     | 291                                    | 130                                  | 282     |
|                            | <sup>2</sup> Average Salary             | 61,742                                 | 61,558                               | 67,547  |
|                            | <sup>2</sup> Median Salary              | 62,773                                 | 61,042                               | 66,015  |
|                            | <sup>3</sup> Average Salary and Housing | 63,831                                 | 64,467                               | 69,844  |
|                            | <sup>4</sup> Average Benefits           | 10,797                                 | 11,208                               | 10,311  |
|                            | <sup>5</sup> Average Pension            | 4,704                                  | 4,431                                | 5,289   |
|                            | <sup>6</sup> Total Average              | 79,333                                 | 80,107                               | 85,445  |
|                            | 25th percentile                         | 66,207                                 | 62,620                               | 71,470  |
|                            | Median                                  | 77,803                                 | 76,291                               | 85,617  |
| 75th percentile            | 91,671                                  | 100,947                                | 100,751                              |         |
| <b>Non-Ranked Faculty</b>  | <sup>1</sup> Number                     | 28                                     | 21                                   | 37      |
|                            | <sup>2</sup> Average Salary             | 62,021                                 | 54,485                               | 85,895  |
|                            | <sup>2</sup> Median Salary              | 62,300                                 | 50,000                               | 74,421  |
|                            | <sup>3</sup> Average Salary and Housing | 66,528                                 | 54,485                               | 86,652  |
|                            | <sup>4</sup> Average Benefits           | 11,914                                 | 4,443                                | 13,299  |
|                            | <sup>5</sup> Average Pension            | 2,661                                  | 4,516                                | 3,945   |
|                            | <sup>6</sup> Total Average              | 81,104                                 | 63,444                               | 103,896 |
|                            | 25th percentile                         | 66,615                                 | 30,000                               | 73,321  |
|                            | Median                                  | 80,000                                 | 54,688                               | 95,313  |
| 75th percentile            | 89,250                                  | 86,589                                 | 131,500                              |         |

**Table 3.2-B Total Compensation of Full-Time Faculty by Schools' Highest Granted Degree - United States**

|                            | <b>Ministerial Leadership</b>           | <b>Advanced Ministerial Leadership</b> | <b>Advanced Theological Research</b> |         |
|----------------------------|-----------------------------------------|----------------------------------------|--------------------------------------|---------|
| <b>Professor</b>           | <sup>1</sup> Number                     | 350                                    | 276                                  | 632     |
|                            | <sup>2</sup> Average Salary             | 79,634                                 | 89,762                               | 97,482  |
|                            | <sup>2</sup> Median Salary              | 80,077                                 | 85,703                               | 86,889  |
|                            | <sup>3</sup> Average Salary and Housing | 81,503                                 | 93,140                               | 100,867 |
|                            | <sup>4</sup> Average Benefits           | 11,228                                 | 13,936                               | 13,805  |
|                            | <sup>5</sup> Average Pension            | 5,581                                  | 7,391                                | 8,607   |
|                            | <sup>6</sup> Total Average              | 98,313                                 | 114,468                              | 123,279 |
|                            | 25th percentile                         | 78,754                                 | 84,840                               | 94,334  |
|                            | Median                                  | 100,485                                | 107,942                              | 112,276 |
|                            | 75th percentile                         | 115,592                                | 142,699                              | 137,017 |
| <b>Associate Professor</b> | <sup>1</sup> Number                     | 250                                    | 163                                  | 382     |
|                            | <sup>2</sup> Average Salary             | 69,798                                 | 74,213                               | 80,124  |
|                            | <sup>2</sup> Median Salary              | 68,838                                 | 75,584                               | 79,047  |
|                            | <sup>3</sup> Average Salary and Housing | 71,976                                 | 76,858                               | 83,566  |
|                            | <sup>4</sup> Average Benefits           | 11,050                                 | 12,563                               | 12,850  |
|                            | <sup>5</sup> Average Pension            | 5,333                                  | 5,724                                | 6,869   |
|                            | <sup>6</sup> Total Average              | 88,360                                 | 95,145                               | 103,286 |
|                            | 25th percentile                         | 72,499                                 | 71,500                               | 88,000  |
|                            | Median                                  | 87,092                                 | 96,660                               | 101,115 |
|                            | 75th percentile                         | 100,609                                | 116,285                              | 119,636 |
| <b>Assistant Professor</b> | <sup>1</sup> Number                     | 266                                    | 121                                  | 258     |
|                            | <sup>2</sup> Average Salary             | 62,715                                 | 62,924                               | 67,938  |
|                            | <sup>2</sup> Median Salary              | 63,281                                 | 62,500                               | 66,387  |
|                            | <sup>3</sup> Average Salary and Housing | 64,815                                 | 66,049                               | 70,449  |
|                            | <sup>4</sup> Average Benefits           | 11,405                                 | 11,846                               | 10,877  |
|                            | <sup>5</sup> Average Pension            | 4,819                                  | 4,483                                | 5,278   |
|                            | <sup>6</sup> Total Average              | 81,040                                 | 82,379                               | 86,605  |
|                            | 25th percentile                         | 68,305                                 | 63,592                               | 73,955  |
|                            | Median                                  | 81,498                                 | 78,943                               | 86,260  |
|                            | 75th percentile                         | 93,000                                 | 102,012                              | 100,758 |
| <b>Non-Ranked Faculty</b>  | <sup>1</sup> Number                     | 27                                     | 21                                   | 30      |
|                            | <sup>2</sup> Average Salary             | 62,713                                 | 54,485                               | 87,423  |
|                            | <sup>2</sup> Median Salary              | 63,037                                 | 50,000                               | 76,000  |
|                            | <sup>3</sup> Average Salary and Housing | 67,387                                 | 54,485                               | 88,357  |
|                            | <sup>4</sup> Average Benefits           | 12,119                                 | 4,443                                | 15,288  |
|                            | <sup>5</sup> Average Pension            | 2,570                                  | 4,516                                | 3,079   |
|                            | <sup>6</sup> Total Average              | 82,077                                 | 63,444                               | 106,725 |
|                            | 25th percentile                         | 71,971                                 | 30,000                               | 71,799  |
|                            | Median                                  | 80,617                                 | 54,688                               | 97,236  |
|                            | 75th percentile                         | 89,250                                 | 86,589                               | 138,685 |



**Table 3.2-C Total Compensation of Full-Time Faculty by Schools' Highest Granted Degree - Canada**

|                            | <b>Ministerial Leadership</b>           | <b>Advanced Ministerial Leadership</b> | <b>Advanced Theological Research</b> |         |
|----------------------------|-----------------------------------------|----------------------------------------|--------------------------------------|---------|
| <b>Professor</b>           | <sup>1</sup> Number                     | 38                                     | 9                                    | 38      |
|                            | <sup>2</sup> Average Salary             | 93,656                                 | 83,176                               | 126,693 |
|                            | <sup>2</sup> Median Salary              | 89,741                                 | 83,439                               | 116,069 |
|                            | <sup>3</sup> Average Salary and Housing | 98,977                                 | 83,176                               | 126,693 |
|                            | <sup>4</sup> Average Benefits           | 6,974                                  | 13,924                               | 7,580   |
|                            | <sup>5</sup> Average Pension            | 4,009                                  | 1,910                                | 8,652   |
|                            | <sup>6</sup> Total Average              | 109,960                                | 99,010                               | 142,926 |
|                            | 25th percentile                         | 88,580                                 | 56,800                               | 128,221 |
|                            | Median                                  | 106,031                                | 106,514                              | 139,778 |
| 75th percentile            | 135,907                                 | 116,502                                | 158,304                              |         |
| <b>Associate Professor</b> | <sup>1</sup> Number                     | 35                                     | 17                                   | 42      |
|                            | <sup>2</sup> Average Salary             | 82,194                                 | 72,686                               | 110,611 |
|                            | <sup>2</sup> Median Salary              | 84,600                                 | 73,992                               | 104,951 |
|                            | <sup>3</sup> Average Salary and Housing | 84,314                                 | 72,686                               | 110,611 |
|                            | <sup>4</sup> Average Benefits           | 3,762                                  | 9,186                                | 5,314   |
|                            | <sup>5</sup> Average Pension            | 5,045                                  | 4,586                                | 9,184   |
|                            | <sup>6</sup> Total Average              | 93,123                                 | 86,458                               | 125,110 |
|                            | 25th percentile                         | 71,025                                 | 69,540                               | 87,720  |
|                            | Median                                  | 94,553                                 | 88,434                               | 114,390 |
| 75th percentile            | 109,230                                 | 99,997                                 | 147,999                              |         |
| <b>Assistant Professor</b> | <sup>1</sup> Number                     | 25                                     | 9                                    | 24      |
|                            | <sup>2</sup> Average Salary             | 67,617                                 | 56,838                               | 83,347  |
|                            | <sup>2</sup> Median Salary              | 68,380                                 | 63,522                               | 78,794  |
|                            | <sup>3</sup> Average Salary and Housing | 70,217                                 | 56,838                               | 83,347  |
|                            | <sup>4</sup> Average Benefits           | 5,694                                  | 3,466                                | 5,554   |
|                            | <sup>5</sup> Average Pension            | 4,582                                  | 4,905                                | 7,125   |
|                            | <sup>6</sup> Total Average              | 80,494                                 | 65,210                               | 96,026  |
|                            | 25th percentile                         | 68,034                                 | 43,206                               | 70,653  |
|                            | Median                                  | 87,115                                 | 70,337                               | 88,500  |
| 75th percentile            | 92,882                                  | 82,396                                 | 123,368                              |         |
| <b>Non-Ranked Faculty</b>  | <sup>1</sup> Number                     | 1                                      | -                                    | 7       |
|                            | <sup>2</sup> Average Salary             | -                                      | -                                    | 104,403 |
|                            | <sup>2</sup> Median Salary              | -                                      | -                                    | 88,463  |
|                            | <sup>3</sup> Average Salary and Housing | -                                      | -                                    | 104,403 |
|                            | <sup>4</sup> Average Benefits           | -                                      | -                                    | 6,283   |
|                            | <sup>5</sup> Average Pension            | -                                      | -                                    | 10,069  |
|                            | <sup>6</sup> Total Average              | -                                      | -                                    | 120,755 |
|                            | 25th percentile                         | -                                      | -                                    | 96,946  |
|                            | Median                                  | -                                      | -                                    | 101,668 |
| 75th percentile            | -                                       | -                                      | 101,668                              |         |

**Table 3.2-D Total Compensation of Full-Time Faculty by Schools' Highest Granted Degree - Notes**

|                             |                                                                                                                                                                                                                                       |
|-----------------------------|---------------------------------------------------------------------------------------------------------------------------------------------------------------------------------------------------------------------------------------|
| <b>1 Number</b>             | Number of records reported                                                                                                                                                                                                            |
| <b>2 Salary</b>             | Base contract salary, excluding any added remuneration, and contributed services. Contributed services are equivalent dollar value calculated for services rendered by a person to a school for which no monetary amount is accepted. |
| <b>3 Salary and Housing</b> | Salary plus any amounts paid by the institutions for housing, room and board, or rent equivalent.                                                                                                                                     |
| <b>4 Benefits</b>           | Includes funds for health and life insurance programs and other benefits that are paid by the institution.                                                                                                                            |
| <b>5 Pension</b>            | The amount of the institution's contribution to pension programs, including social security/social insurance.                                                                                                                         |
| <b>6 Total Average</b>      | Salary + Housing + Benefits + Pension                                                                                                                                                                                                 |

**Table 3.3 Average Compensation of Full-Time Faculty by Rank and Gender - United States**

| Position                   | Category                   | 2014    |         | 2018    |         | 2019    |         |
|----------------------------|----------------------------|---------|---------|---------|---------|---------|---------|
|                            |                            | M       | F       | M       | F       | M       | F       |
| <b>Professor</b>           | N Schools                  | 203     | 122     | 205     | 113     | 207     | 114     |
|                            | N Individuals              | 1,180   | 271     | 1,092   | 249     | 1,060   | 239     |
|                            | Average Salary             | 80,320  | 89,429  | 84,342  | 96,108  | 85,348  | 97,420  |
|                            | Average Housing            | 2,241   | 3,235   | 2,528   | 2,662   | 3,049   | 2,746   |
|                            | Average Benefits           | 12,117  | 11,911  | 13,446  | 13,825  | 12,984  | 13,527  |
|                            | Average Pension            | 7,222   | 8,850   | 7,104   | 7,559   | 7,116   | 8,148   |
|                            | Total Average              | 2,031   | 592     | 2,494   | 754     | 2,358   | 457     |
|                            | Average Total Compensation | 103,934 | 114,020 | 109,916 | 120,910 | 110,857 | 122,300 |
| <b>Associate Professor</b> | N Schools                  | 177     | 111     | 171     | 119     | 172     | 121     |
|                            | N Individuals              | 644     | 240     | 605     | 231     | 586     | 221     |
|                            | Average Salary             | 67,540  | 69,526  | 72,469  | 75,397  | 73,218  | 76,748  |
|                            | Average Housing            | 1,732   | 1,603   | 1,910   | 1,374   | 3,029   | 2,329   |
|                            | Average Benefits           | 11,063  | 10,487  | 12,660  | 11,183  | 12,699  | 10,392  |
|                            | Average Pension            | 5,925   | 6,511   | 6,189   | 6,110   | 5,954   | 6,172   |
|                            | Total Average              | 1,050   | 193     | 1,132   | 249     | 1,342   | 121     |
|                            | Average Total Compensation | 87,311  | 88,322  | 94,362  | 94,315  | 96,243  | 95,764  |
| <b>Assistant Professor</b> | N Schools                  | 156     | 108     | 153     | 109     | 151     | 112     |
|                            | N Individuals              | 468     | 194     | 444     | 198     | 434     | 205     |
|                            | Average Salary             | 54,376  | 59,600  | 57,164  | 65,434  | 58,942  | 66,510  |
|                            | Average Housing            | 1,801   | 1,209   | 1,844   | 1,378   | 2,859   | 1,660   |
|                            | Average Benefits           | 10,800  | 7,646   | 12,499  | 11,395  | 11,478  | 10,793  |
|                            | Average Pension            | 5,212   | 5,106   | 5,289   | 4,671   | 5,212   | 4,323   |
|                            | Total Average              | 4,355   | 364     | 4,498   | 456     | 4,551   | 371     |
|                            | Average Total Compensation | 76,547  | 73,927  | 81,297  | 83,335  | 83,045  | 83,659  |
| <b>Total Faculty</b>       | N Schools                  | 224     | 183     | 223     | 184     | 224     | 187     |
|                            | N Individuals              | 2,421   | 758     | 2,265   | 735     | 2,190   | 724     |
|                            | Average Salary             | 70,466  | 73,374  | 74,126  | 78,734  | 75,454  | 80,169  |
|                            | Average Housing            | 1,997   | 2,043   | 2,208   | 1,731   | 2,991   | 2,113   |
|                            | Average Benefits           | 11,387  | 10,162  | 12,896  | 11,916  | 12,519  | 11,525  |
|                            | Average Pension            | 6,307   | 6,849   | 6,298   | 6,154   | 6,250   | 6,196   |
|                            | Total Average              | 2,368   | 417     | 2,634   | 492     | 2,627   | 316     |
|                            | Average Total Compensation | 92,527  | 92,847  | 98,164  | 99,029  | 99,843  | 100,321 |

**Table 3.4 Average Compensation of Full-Time Faculty by Rank and Gender - Canada**

| Position                   | Category                   | 2014    |         | 2018    |         | 2019    |         |
|----------------------------|----------------------------|---------|---------|---------|---------|---------|---------|
|                            |                            | M       | F       | M       | F       | M       | F       |
| <b>Professor</b>           | N Schools                  | 29      | 10      | 30      | 11      | 27      | 10      |
|                            | N Individuals              | 88      | 14      | 78      | 16      | 70      | 15      |
|                            | Average Salary             | 83,138  | 97,671  | 94,310  | 114,620 | 97,086  | 118,389 |
|                            | Average Housing            | 2,311   | -       | 2,688   | 468     | 2,888   | -       |
|                            | Average Benefits           | 6,724   | 11,195  | 6,461   | 8,631   | 7,850   | 8,590   |
|                            | Average Pension            | 5,032   | 11,464  | 4,930   | 11,345  | 5,128   | 9,286   |
|                            | Total Average              | 6,298   | 5,714   | 6,131   | 5,375   | 6,591   | 5,905   |
|                            | Average Total Compensation | 103,505 | 126,046 | 114,522 | 140,441 | 119,546 | 142,170 |
| <b>Associate Professor</b> | N Schools                  | 26      | 14      | 24      | 16      | 23      | 16      |
|                            | N Individuals              | 69      | 24      | 69      | 31      | 61      | 31      |
|                            | Average Salary             | 80,325  | 88,277  | 87,813  | 98,025  | 89,576  | 96,875  |
|                            | Average Housing            | 553     | 625     | 734     | 241     | 1,093   | 241     |
|                            | Average Benefits           | 6,212   | 7,334   | 4,910   | 5,240   | 5,433   | 5,794   |
|                            | Average Pension            | 4,155   | 6,733   | 5,653   | 7,843   | 6,487   | 7,471   |
|                            | Total Average              | 2,095   | -       | 2,431   | 899     | 1,346   | 934     |
|                            | Average Total Compensation | 93,342  | 102,970 | 101,543 | 112,251 | 103,938 | 111,317 |
| <b>Assistant Professor</b> | N Schools                  | 19      | 15      | 20      | 17      | 18      | 15      |
|                            | N Individuals              | 39      | 21      | 41      | 25      | 37      | 20      |
|                            | Average Salary             | 62,577  | 62,876  | 65,132  | 70,814  | 69,004  | 69,088  |
|                            | Average Housing            | 1,384   | 357     | 2,182   | 300     | 1,554   | 375     |
|                            | Average Benefits           | 4,380   | 4,700   | 4,823   | 5,101   | 5,366   | 5,414   |
|                            | Average Pension            | 3,489   | 3,189   | 4,388   | 5,611   | 5,757   | 5,833   |
|                            | Total Average              | 5,018   | -       | 4,152   | -       | 4,761   | 137     |
|                            | Average Total Compensation | 76,850  | 71,123  | 80,678  | 81,827  | 86,443  | 80,848  |
| <b>Total Faculty</b>       | N Schools                  | 35      | 26      | 35      | 29      | 34      | 27      |
|                            | N Individuals              | 200     | 64      | 196     | 82      | 179     | 76      |
|                            | Average Salary             | 77,036  | 79,692  | 83,914  | 89,882  | 86,288  | 91,550  |
|                            | Average Housing            | 1,548   | 351     | 2,158   | 274     | 2,299   | 197     |
|                            | Average Benefits           | 5,968   | 7,150   | 5,553   | 5,963   | 6,373   | 6,303   |
|                            | Average Pension            | 4,359   | 6,302   | 5,005   | 7,310   | 5,690   | 7,136   |
|                            | Total Average              | 4,593   | 1,250   | 5,027   | 1,388   | 4,973   | 1,582   |
|                            | Average Total Compensation | 93,506  | 94,747  | 101,658 | 104,819 | 105,625 | 106,770 |

**Table 3.6 Average Total Compensation of Administrators and Full-Time Faculty - Accredited Schools  
United States**

|                                  |                                       | 2017-2018 |        | 2018-2019 |        | 2019-2020 |       |
|----------------------------------|---------------------------------------|-----------|--------|-----------|--------|-----------|-------|
|                                  |                                       | \$        | N      | \$        | N      | \$        | N     |
| <b>Administrators</b>            | Chief Executive Officer               | 185,997   | 201    | 191,587   | 200    | 192,608   | 203   |
|                                  | Academic VP/Academic Dean             | 125,855   | 205    | 124,325   | 208    | 125,283   | 209   |
|                                  | Academic Dean - Other                 | 106,223   | 151    | 105,632   | 148    | 108,685   | 137   |
|                                  | Vice President for Administration     | 126,029   | 67     | 134,384   | 72     | 134,599   | 82    |
|                                  | Executive Vice President              | 150,559   | 47     | 153,453   | 46     | 163,345   | 39    |
|                                  | Chief Development Officer             | 131,078   | 120    | 132,327   | 113    | 135,350   | 109   |
|                                  | Development Professional Staff        | 92,391    | 184    | 93,201    | 179    | 95,036    | 171   |
|                                  | Chief Financial Officer               | 126,031   | 144    | 131,975   | 138    | 133,639   | 136   |
|                                  | Dean of Students                      | 98,199    | 100    | 101,834   | 98     | 102,022   | 105   |
|                                  | Director of Student Services          | 81,971    | 68     | 85,169    | 70     | 84,309    | 71    |
|                                  | Director of Graduate Studies          | 84,608    | 55     | 90,429    | 52     | 94,941    | 55    |
|                                  | Director of Doctor of Ministry        | 90,712    | 87     | 95,489    | 77     | 93,272    | 82    |
|                                  | Director of Field Education           | 82,463    | 128    | 83,382    | 118    | 86,463    | 108   |
|                                  | Director of Continuing Education      | 97,968    | 40     | 99,938    | 36     | 103,887   | 37    |
|                                  | Director of Formation                 | 91,237    | 110    | 90,763    | 110    | 92,880    | 102   |
|                                  | Head Librarian - Admin./Faculty       | 85,107    | 120    | 88,551    | 112    | 90,425    | 116   |
|                                  | Librarian Professional Staff          | 69,276    | 185    | 71,206    | 194    | 74,166    | 187   |
|                                  | Information Systems Manager           | 94,579    | 105    | 97,836    | 100    | 100,595   | 96    |
|                                  | Admissions Officer                    | 76,628    | 168    | 79,879    | 156    | 80,462    | 160   |
|                                  | Recruitment Officer                   | 73,608    | 75     | 77,712    | 71     | 81,938    | 68    |
|                                  | Registrar                             | 70,521    | 162    | 73,036    | 162    | 74,700    | 152   |
|                                  | Alumni Officer                        | 82,711    | 57     | 85,229    | 50     | 83,330    | 53    |
|                                  | Director of Extension/Distance Ed     | 75,768    | 73     | 81,729    | 74     | 80,101    | 78    |
|                                  | Financial Aid Officer                 | 73,102    | 93     | 72,077    | 92     | 72,839    | 91    |
|                                  | Director of Assessment                | 89,454    | 66     | 91,662    | 73     | 92,073    | 74    |
|                                  | Director of Career/Placement Services | 91,414    | 22     | 90,477    | 20     | 91,243    | 19    |
| Director of Housing/Student Life | 79,357                                | 34        | 79,960 | 32        | 85,234 | 26        |       |
| <b>Faculty</b>                   | Professor                             | 111,558   | 1,359  | 112,756   | 1,304  | 114,408   | 1,257 |
|                                  | Associate Professor                   | 91,685    | 840    | 94,462    | 830    | 96,982    | 790   |
|                                  | Assistant Professor                   | 80,542    | 669    | 82,346    | 635    | 83,532    | 644   |
|                                  | Non-Ranked Faculty                    | 76,446    | 73     | 74,702    | 72     | 86,540    | 78    |

Table 3.6 provides data on the averages of total compensation earned by administrators and full-time faculty in U.S. accredited schools during each academic year. Total compensation includes base contract salary, contributed services, housing allowance (if any) or the rental value of housing provided, pension payments (including institutional contribution to social security), and medical and other insurances.

Hyphens indicate that an insufficient number of records was reported for this calculation.

**Table 3.7 Average Total Compensation of Administrators and Full-Time Faculty - Accredited Schools  
Canada**

|                                  |                                       | 2017-2018 |    | 2018-2019 |     | 2019-2020 |    |
|----------------------------------|---------------------------------------|-----------|----|-----------|-----|-----------|----|
|                                  |                                       | \$        | N  | \$        | N   | \$        | N  |
| <b>Administrators</b>            | Chief Executive Officer               | 149,489   | 30 | 153,679   | 32  | 158,071   | 31 |
|                                  | Academic VP/Academic Dean             | 117,088   | 32 | 121,052   | 34  | 118,596   | 33 |
|                                  | Academic Dean - Other                 | 80,874    | 8  | 89,073    | 9   | 86,495    | 9  |
|                                  | Vice President for Administration     | 106,525   | 9  | 106,620   | 10  | 116,290   | 13 |
|                                  | Executive Vice President              | 119,194   | 6  | 137,306   | 5   | -         | 2  |
|                                  | Chief Development Officer             | 102,838   | 16 | 122,343   | 17  | 119,891   | 18 |
|                                  | Development Professional Staff        | 68,289    | 3  | 83,271    | 6   | 78,127    | 7  |
|                                  | Chief Financial Officer               | 109,026   | 23 | 111,176   | 25  | 111,473   | 26 |
|                                  | Dean of Students                      | 104,667   | 9  | 104,013   | 12  | 102,297   | 13 |
|                                  | Director of Student Services          | 83,605    | 3  | 70,255    | 4   | 68,212    | 8  |
|                                  | Director of Graduate Studies          | 99,869    | 8  | 111,100   | 6   | 128,486   | 6  |
|                                  | Director of Doctor of Ministry        | 70,642    | 8  | 73,867    | 8   | 66,627    | 8  |
|                                  | Director of Field Education           | 86,863    | 12 | 90,309    | 14  | 89,395    | 15 |
|                                  | Director of Continuing Education      | 88,857    | 4  | 107,393   | 4   | 110,405   | 4  |
|                                  | Director of Formation                 | 70,842    | 11 | 72,252    | 11  | 76,165    | 10 |
|                                  | Head Librarian - Admin./Faculty       | 98,739    | 16 | 94,775    | 16  | 97,378    | 17 |
|                                  | Librarian Professional Staff          | 96,368    | 7  | 84,865    | 10  | 79,478    | 12 |
|                                  | Information Systems Manager           | 89,221    | 7  | 87,750    | 9   | 84,870    | 11 |
|                                  | Admissions Officer                    | 70,237    | 16 | 82,510    | 16  | 77,409    | 16 |
|                                  | Recruitment Officer                   | 72,232    | 12 | 76,787    | 12  | 79,361    | 11 |
|                                  | Registrar                             | 90,119    | 28 | 93,743    | 29  | 92,977    | 32 |
|                                  | Alumni Officer                        | -         | 2  | -         | -   | -         | 1  |
|                                  | Director of Extension/Distance Ed     | 91,522    | 9  | 73,024    | 11  | 77,335    | 11 |
|                                  | Financial Aid Officer                 | 73,157    | 4  | 74,102    | 5   | 71,751    | 8  |
|                                  | Director of Assessment                | 91,846    | 8  | 90,624    | 8   | 89,011    | 10 |
|                                  | Director of Career/Placement Services | -         | 2  | -         | 2   | -         | 2  |
| Director of Housing/Student Life | -                                     | 2         | -  | 2         | -   | 2         |    |
| <b>Faculty</b>                   | Professor                             | 115,792   | 88 | 118,934   | 94  | 123,538   | 85 |
|                                  | Associate Professor                   | 102,101   | 95 | 104,632   | 102 | 106,210   | 94 |
|                                  | Assistant Professor                   | 80,414    | 65 | 81,113    | 66  | 84,550    | 58 |
|                                  | Non-Ranked Faculty                    | 85,780    | 6  | 95,196    | 6   | 114,679   | 8  |

Table 3.7 provides data on the averages of total compensation earned by administrators and full-time faculty in Canadian accredited schools during each academic year. Total compensation includes base contract salary, contributed services, housing allowance (if any) or the rental value of housing provided, pension payments (including institutional contribution to social insurance), and medical and other insurances. Figures are in Canadian dollars.

Hyphens indicate that an insufficient number of records was reported for this calculation.



**Table 3.8 Average Total Compensation of Administrators and Full-Time Faculty - All Non-Accredited Schools**

|                                  |                                       | 2017-2018 |        | 2018-2019 |        | 2019-2020 |    |
|----------------------------------|---------------------------------------|-----------|--------|-----------|--------|-----------|----|
|                                  |                                       | \$        | N      | \$        | N      | \$        | N  |
| <b>Administrators</b>            | Chief Executive Officer               | 136,834   | 17     | 157,814   | 16     | 117,057   | 16 |
|                                  | Academic VP/Academic Dean             | 92,910    | 18     | 83,929    | 18     | 71,619    | 16 |
|                                  | Academic Dean - Other                 | 108,498   | 5      | 94,199    | 5      | 117,500   | 4  |
|                                  | Vice President for Administration     | -         | 1      | -         | 2      | 66,996    | 5  |
|                                  | Executive Vice President              | -         | 1      | 200,466   | 3      | -         | 2  |
|                                  | Chief Development Officer             | 103,473   | 3      | -         | 2      | -         | 1  |
|                                  | Development Professional Staff        | -         | 2      | -         | 2      | -         | 2  |
|                                  | Chief Financial Officer               | 86,478    | 6      | 99,230    | 5      | 71,834    | 3  |
|                                  | Dean of Students                      | -         | 2      | -         | 2      | 83,331    | 3  |
|                                  | Director of Student Services          | -         | 1      | 80,524    | 3      | 62,746    | 3  |
|                                  | Director of Graduate Studies          | 83,072    | 6      | 87,333    | 3      | -         | 1  |
|                                  | Director of Doctor of Ministry        | -         | 2      | 82,913    | 3      | 85,416    | 3  |
|                                  | Director of Field Education           | -         | -      | 85,080    | 3      | -         | 2  |
|                                  | Director of Continuing Education      | -         | -      | 85,080    | 3      | -         | 2  |
|                                  | Director of Formation                 | -         | 1      | 45,235    | 4      | 39,777    | 3  |
|                                  | Head Librarian - Admin./Faculty       | -         | 2      | 45,224    | 5      | 64,945    | 5  |
|                                  | Librarian Professional Staff          | 58,943    | 5      | 65,763    | 3      | 42,709    | 3  |
|                                  | Information Systems Manager           | -         | 2      | 93,233    | 3      | 67,280    | 3  |
|                                  | Admissions Officer                    | -         | 2      | 43,068    | 4      | 39,891    | 5  |
|                                  | Recruitment Officer                   | -         | 2      | 97,707    | 4      | 61,601    | 3  |
|                                  | Registrar                             | 56,811    | 6      | 60,276    | 7      | 58,200    | 7  |
|                                  | Alumni Officer                        | -         | -      | -         | 2      | -         | 2  |
|                                  | Director of Extension/Distance Ed     | 35,860    | 4      | 67,642    | 3      | -         | 2  |
|                                  | Financial Aid Officer                 | -         | -      | -         | 2      | -         | 2  |
|                                  | Director of Assessment                | 72,638    | 3      | 50,684    | 4      | 49,616    | 4  |
|                                  | Director of Career/Placement Services | -         | -      | -         | 2      | -         | 1  |
| Director of Housing/Student Life | -                                     | 1         | 70,050 | 4         | 64,463 | 3         |    |
| <b>Faculty</b>                   | Professor                             | 82,293    | 31     | 83,584    | 38     | 71,254    | 46 |
|                                  | Associate Professor                   | 68,449    | 18     | 79,367    | 11     | 67,177    | 21 |
|                                  | Assistant Professor                   | 67,244    | 20     | 68,186    | 18     | 40,459    | 7  |
|                                  | Non-Ranked Faculty                    | -         | -      | -         | -      | -         | 1  |

**Table 3.8 Average Total Compensation of Administrators and Full-Time Faculty - All Non-Accredited Schools**

Table 3.8 provides data on the averages of total compensation earned by administrators and full-time faculty at nonaccredited schools during each academic year. Total compensation includes base contract salary, contributed services, housing allowance (if any) or the rental value of housing provided, pension payments (including institutional contribution to social security/social insurance), and medical and other insurances. Figures are reported in U.S. dollars.

Hyphens indicate that an insufficient number of records was reported for this calculation.

**Table 3.9-A Average Salaries of Administrators and Full-Time Faculty With and Without Housing  
All Schools**

|                       |                                       | Housing Provided |         |         | Housing Not Provided |         |         |        |
|-----------------------|---------------------------------------|------------------|---------|---------|----------------------|---------|---------|--------|
|                       |                                       | N                | Housing | Salary  | N                    | Salary  | Pension | Other  |
| <b>Administrators</b> | Chief Executive Officer               | 71               | 27,478  | 123,331 | 179                  | 153,615 | 11,293  | 14,674 |
|                       | Academic VP/Academic Dean             | 42               | 23,353  | 78,470  | 216                  | 97,880  | 6,776   | 12,161 |
|                       | Academic Dean - Other                 | 16               | 16,135  | 58,047  | 134                  | 87,282  | 7,150   | 13,308 |
|                       | Vice President for Administration     | 13               | 14,015  | 76,793  | 87                   | 105,927 | 8,532   | 12,716 |
|                       | Executive Vice President              | 6                | 15,560  | 123,984 | 37                   | 132,113 | 12,478  | 14,448 |
|                       | Chief Development Officer             | 13               | 29,896  | 85,629  | 115                  | 106,458 | 9,225   | 12,337 |
|                       | Development Professional Staff        | 9                | 8,869   | 66,747  | 171                  | 74,431  | 6,804   | 11,993 |
|                       | Chief Financial Officer               | 11               | 26,991  | 121,326 | 154                  | 101,443 | 8,608   | 11,629 |
|                       | Dean of Students                      | 29               | 19,120  | 63,668  | 92                   | 78,232  | 6,824   | 12,801 |
|                       | Director of Student Services          | 7                | 22,450  | 41,524  | 75                   | 65,195  | 4,604   | 10,657 |
|                       | Director of Graduate Studies          | 11               | 26,938  | 53,516  | 51                   | 79,051  | 5,166   | 11,855 |
|                       | Director of Doctor of Ministry        | 12               | 17,973  | 60,986  | 81                   | 72,641  | 5,142   | 10,752 |
|                       | Director of Field Education           | 15               | 11,284  | 52,547  | 110                  | 69,606  | 5,232   | 10,105 |
|                       | Director of Continuing Education      | 4                | 15,656  | 83,774  | 39                   | 77,570  | 6,203   | 14,650 |
|                       | Director of Formation                 | 48               | 10,461  | 58,454  | 67                   | 70,228  | 6,307   | 12,463 |
|                       | Head Librarian - Admin./Faculty       | 14               | 21,405  | 60,896  | 124                  | 68,410  | 5,787   | 11,872 |
|                       | Librarian Professional Staff          | 2                | -       | -       | 200                  | 56,642  | 5,822   | 10,742 |
|                       | Information Systems Manager           | 3                | 24,113  | 28,980  | 107                  | 77,504  | 6,606   | 12,632 |
|                       | Admissions Officer                    | 11               | 17,760  | 47,532  | 170                  | 62,430  | 4,819   | 10,005 |
|                       | Recruitment Officer                   | 8                | 22,890  | 52,709  | 74                   | 61,285  | 5,826   | 9,784  |
|                       | Registrar                             | 8                | 24,528  | 60,431  | 183                  | 58,940  | 4,701   | 8,687  |
|                       | Alumni Officer                        | 8                | 14,346  | 55,383  | 48                   | 65,349  | 6,152   | 9,863  |
|                       | Director of Extension/Distance Ed     | 6                | 29,550  | 48,628  | 85                   | 63,097  | 4,824   | 8,529  |
|                       | Financial Aid Officer                 | 7                | 11,703  | 56,495  | 94                   | 56,604  | 4,603   | 9,747  |
|                       | Director of Assessment                | 9                | 20,916  | 44,795  | 79                   | 71,784  | 5,033   | 11,171 |
|                       | Director of Career/Placement Services | 3                | 15,896  | 49,183  | 19                   | 73,906  | 5,412   | 11,631 |
|                       | Director of Housing/Student Life      | 3                | 16,366  | 33,678  | 28                   | 64,854  | 5,837   | 12,435 |
|                       | <b>Faculty</b>                        | Professor        | 219     | 18,532  | 78,713               | 1,169   | 91,010  | 7,110  |
| Associate Professor   |                                       | 104              | 22,564  | 62,999  | 801                  | 76,315  | 5,941   | 11,282 |
| Assistant Professor   |                                       | 106              | 15,414  | 59,422  | 603                  | 64,520  | 4,847   | 10,619 |
| Non-Ranked Faculty    |                                       | 15               | 10,281  | 57,556  | 72                   | 72,327  | 3,624   | 10,563 |

Housing represents housing allowance or the rental value of housing provided. This amount does not represent a pastor's tax reduction.

Salary represents base contract salary and contributed services.

Benefits/pension represent the school's pension and social security contribution; other is medical/life insurance, auto, etc.

Figures are reported in U.S. dollars, with Canadian dollars converted.

Hyphens indicate that an insufficient number of records was reported for this calculation.

**Table 3.9-B Average Salaries of Administrators and Full-Time Faculty With and Without Housing  
United States**

|                       |                                       | Housing Provided |         |         | Housing Not Provided |         |         |        |
|-----------------------|---------------------------------------|------------------|---------|---------|----------------------|---------|---------|--------|
|                       |                                       | N                | Housing | Salary  | N                    | Salary  | Pension | Other  |
| <b>Administrators</b> | Chief Executive Officer               | 63               | 28,938  | 128,007 | 153                  | 162,464 | 12,024  | 15,882 |
|                       | Academic VP/Academic Dean             | 37               | 24,965  | 79,934  | 185                  | 101,290 | 7,088   | 13,305 |
|                       | Academic Dean - Other                 | 16               | 16,135  | 58,047  | 125                  | 89,335  | 7,408   | 13,911 |
|                       | Vice President for Administration     | 12               | 14,727  | 78,862  | 75                   | 110,306 | 8,927   | 13,786 |
|                       | Executive Vice President              | 5                | 17,578  | 138,387 | 36                   | 131,907 | 12,515  | 14,834 |
|                       | Chief Development Officer             | 12               | 31,025  | 88,439  | 98                   | 111,282 | 9,591   | 13,365 |
|                       | Development Professional Staff        | 9                | 8,869   | 66,747  | 163                  | 75,620  | 6,899   | 12,431 |
|                       | Chief Financial Officer               | 10               | 28,056  | 128,269 | 129                  | 106,966 | 9,121   | 12,666 |
|                       | Dean of Students                      | 25               | 20,356  | 63,911  | 83                   | 79,819  | 7,001   | 13,652 |
|                       | Director of Student Services          | 7                | 22,450  | 41,524  | 66                   | 67,676  | 4,853   | 11,700 |
|                       | Director of Graduate Studies          | 11               | 26,938  | 53,516  | 45                   | 78,977  | 4,561   | 12,351 |
|                       | Director of Doctor of Ministry        | 12               | 17,973  | 60,986  | 73                   | 75,585  | 5,367   | 11,566 |
|                       | Director of Field Education           | 13               | 10,887  | 50,215  | 97                   | 71,540  | 5,447   | 10,723 |
|                       | Director of Continuing Education      | 4                | 15,656  | 83,774  | 35                   | 77,654  | 6,442   | 15,824 |
|                       | Director of Formation                 | 44               | 10,914  | 59,569  | 61                   | 72,268  | 6,513   | 13,328 |
|                       | Head Librarian - Admin./Faculty       | 11               | 24,134  | 63,185  | 110                  | 69,180  | 5,803   | 12,739 |
|                       | Librarian Professional Staff          | 2                | -       | -       | 188                  | 57,001  | 5,893   | 11,124 |
|                       | Information Systems Manager           | 2                | -       | -       | 97                   | 79,761  | 7,089   | 13,353 |
|                       | Admissions Officer                    | 10               | 18,320  | 47,370  | 153                  | 64,088  | 4,970   | 10,609 |
|                       | Recruitment Officer                   | 6                | 25,770  | 54,735  | 65                   | 63,224  | 5,844   | 10,549 |
|                       | Registrar                             | 6                | 28,777  | 58,465  | 151                  | 58,997  | 4,748   | 9,474  |
|                       | Alumni Officer                        | 8                | 14,346  | 55,383  | 47                   | 65,795  | 6,223   | 10,026 |
|                       | Director of Extension/Distance Ed     | 5                | 32,192  | 48,721  | 75                   | 64,801  | 5,037   | 9,167  |
|                       | Financial Aid Officer                 | 5                | 10,685  | 60,331  | 88                   | 57,699  | 4,677   | 10,147 |
|                       | Director of Assessment                | 7                | 22,821  | 44,805  | 71                   | 73,061  | 5,339   | 11,982 |
|                       | Director of Career/Placement Services | 2                | -       | -       | 18                   | 74,440  | 5,270   | 11,389 |
|                       | Director of Housing/Student Life      | 3                | 16,366  | 33,678  | 26                   | 65,874  | 5,911   | 12,937 |
|                       | <b>Faculty</b>                        | Professor        | 204     | 19,142  | 78,683               | 1,099   | 91,578  | 7,283  |
| Associate Professor   |                                       | 99               | 23,134  | 63,045  | 712                  | 76,942  | 6,030   | 12,110 |
| Assistant Professor   |                                       | 99               | 16,005  | 59,940  | 552                  | 65,356  | 4,894   | 11,207 |
| Non-Ranked Faculty    |                                       | 15               | 10,281  | 57,556  | 64                   | 72,012  | 3,248   | 11,128 |

Housing represents housing allowance or the rental value of housing provided. This amount does not represent a pastor's tax reduction.

Salary represents base contract salary and contributed services.

Benefits/pension represent the school's pension and social security contribution; other is medical/life insurance, auto, etc.

Figures are reported in U.S. dollars.

Hyphens indicate that an insufficient number of records was reported for this calculation.

**Table 3.9-C Average Salaries of Administrators and Full-Time Faculty With and Without Housing  
Canada**

|                                       | Housing Provided |         |         | Housing Not Provided |         |         |       |
|---------------------------------------|------------------|---------|---------|----------------------|---------|---------|-------|
|                                       | N                | Housing | Salary  | N                    | Salary  | Pension | Other |
| <b>Administrators</b>                 |                  |         |         |                      |         |         |       |
| Chief Executive Officer               | 8                | 21,025  | 113,833 | 26                   | 133,605 | 8,747   | 9,208 |
| Academic VP/Academic Dean             | 5                | 15,040  | 89,001  | 31                   | 102,014 | 6,381   | 6,714 |
| Academic Dean - Other                 | -                | -       | -       | 9                    | 77,327  | 4,090   | 5,077 |
| Vice President for Administration     | 1                | -       | -       | 12                   | 103,368 | 7,745   | 7,313 |
| Executive Vice President              | 1                | -       | -       | 1                    | -       | -       | -     |
| Chief Development Officer             | 1                | -       | -       | 17                   | 103,489 | 9,195   | 7,967 |
| Development Professional Staff        | -                | -       | -       | 8                    | 66,064  | 6,288   | 3,404 |
| Chief Financial Officer               | 1                | -       | -       | 25                   | 95,981  | 7,721   | 8,008 |
| Dean of Students                      | 4                | 15,000  | 81,779  | 9                    | 83,687  | 7,035   | 7,546 |
| Director of Student Services          | -                | -       | -       | 9                    | 61,846  | 3,399   | 2,885 |
| Director of Graduate Studies          | -                | -       | -       | 6                    | 104,745 | 14,232  | 9,509 |
| Director of Doctor of Ministry        | -                | -       | -       | 8                    | 60,238  | 3,629   | 2,759 |
| Director of Field Education           | 2                | -       | -       | 13                   | 72,605  | 4,819   | 7,339 |
| Director of Continuing Education      | -                | -       | -       | 4                    | 101,095 | 5,090   | 4,218 |
| Director of Formation                 | 4                | 7,200   | 60,785  | 6                    | 65,115  | 5,460   | 4,440 |
| Head Librarian - Admin./Faculty       | 3                | 15,000  | 69,083  | 14                   | 82,050  | 7,468   | 7,501 |
| Librarian Professional Staff          | -                | -       | -       | 12                   | 67,128  | 6,174   | 6,176 |
| Information Systems Manager           | 1                | -       | -       | 10                   | 73,173  | 2,974   | 8,076 |
| Admissions Officer                    | 1                | -       | -       | 17                   | 62,514  | 4,541   | 5,961 |
| Recruitment Officer                   | 2                | -       | -       | 9                    | 62,209  | 7,513   | 6,384 |
| Registrar                             | 2                | -       | -       | 32                   | 77,199  | 5,902   | 6,651 |
| Alumni Officer                        | -                | -       | -       | 1                    | -       | -       | -     |
| Director of Extension/Distance Ed     | 1                | -       | -       | 10                   | 66,204  | 4,314   | 5,119 |
| Financial Aid Officer                 | 2                | -       | -       | 6                    | 53,346  | 4,910   | 6,714 |
| Director of Assessment                | 2                | -       | -       | 8                    | 79,534  | 3,478   | 6,375 |
| Director of Career/Placement Services | 1                | -       | -       | 1                    | -       | -       | -     |
| Director of Housing/Student Life      | -                | -       | -       | 2                    | -       | -       | -     |
| <b>Faculty</b>                        |                  |         |         |                      |         |         |       |
| Professor                             | 15               | 13,480  | 104,101 | 70                   | 108,004 | 5,862   | 7,981 |
| Associate Professor                   | 5                | 14,840  | 81,709  | 89                   | 93,816  | 6,811   | 5,436 |
| Assistant Professor                   | 7                | 9,285   | 68,555  | 51                   | 72,989  | 5,684   | 5,290 |
| Non-Ranked Faculty                    | -                | -       | -       | 8                    | 98,479  | 9,651   | 6,548 |

Housing represents housing allowance or the rental value of housing provided. This amount does not represent a pastor's tax reduction.

Salary represents base contract salary and contributed services.

Benefits/pension represent the school's pension and social security contribution; other is medical/life insurance, auto, etc.

Figures are reported in Canadian dollars.

Hyphens indicate that an insufficient number of records was reported for this calculation.

**Table 3.10-A Total Compensation of Administrators and Full-Time Faculty by Full-Time Equivalent Enrollment  
All Schools**

|                                          |                            | < 75    | 75 - 150 | 151 - 300 | 301 - 500 | 501 - 1000 | > 1000  |
|------------------------------------------|----------------------------|---------|----------|-----------|-----------|------------|---------|
| <b>Chief Executive Officer</b>           | Number                     | 99      | 72       | 50        | 14        | 8          | 7       |
|                                          | Average Salary             | 106,511 | 143,272  | 168,761   | 222,993   | 203,044    | 315,583 |
|                                          | Median Salary              | 96,840  | 140,000  | 156,000   | 194,846   | 191,450    | 286,985 |
|                                          | Average Salary and Housing | 113,264 | 153,481  | 178,654   | 225,493   | 204,432    | 316,543 |
|                                          | Average Benefits           | 11,689  | 13,081   | 20,347    | 19,007    | 24,235     | 13,163  |
|                                          | Average Pension            | 7,428   | 11,704   | 13,293    | 15,315    | 12,669     | 37,817  |
|                                          | Total Average              | 132,382 | 178,267  | 212,295   | 259,816   | 241,337    | 367,524 |
|                                          | 25th percentile            | 86,573  | 114,976  | 120,978   | 142,002   | 204,304    | 305,337 |
|                                          | Median                     | 112,000 | 166,063  | 189,074   | 215,226   | 231,212    | 318,313 |
| 75th percentile                          | 169,920                    | 221,918 | 292,717  | 306,503   | 266,317   | 340,623    |         |
| <b>Academic VP/Academic Dean</b>         | Number                     | 103     | 74       | 51        | 15        | 8          | 7       |
|                                          | Average Salary             | 79,840  | 93,832   | 104,177   | 111,778   | 134,953    | 171,637 |
|                                          | Median Salary              | 79,081  | 89,559   | 99,827    | 106,316   | 136,068    | 170,850 |
|                                          | Average Salary and Housing | 83,982  | 97,663   | 108,055   | 115,014   | 134,953    | 175,123 |
|                                          | Average Benefits           | 8,824   | 12,761   | 15,375    | 14,511    | 21,805     | 15,429  |
|                                          | Average Pension            | 4,974   | 7,171    | 7,977     | 6,920     | 9,888      | 16,482  |
|                                          | Total Average              | 97,781  | 117,596  | 131,408   | 136,446   | 166,647    | 207,035 |
|                                          | 25th percentile            | 75,407  | 90,988   | 100,011   | 100,800   | 150,732    | 175,461 |
|                                          | Median                     | 92,074  | 115,796  | 123,255   | 130,791   | 171,545    | 204,506 |
| 75th percentile                          | 114,710                    | 139,990 | 158,142  | 143,337   | 182,492   | 225,487    |         |
| <b>Academic Dean - Other</b>             | Number                     | 20      | 23       | 32        | 13        | 29         | 33      |
|                                          | Average Salary             | 72,189  | 70,879   | 82,492    | 108,911   | 83,894     | 92,788  |
|                                          | Median Salary              | 63,107  | 75,000   | 79,180    | 105,017   | 82,335     | 95,000  |
|                                          | Average Salary and Housing | 73,339  | 71,492   | 86,292    | 108,911   | 83,894     | 95,803  |
|                                          | Average Benefits           | 7,724   | 11,609   | 12,584    | 20,944    | 19,304     | 10,302  |
|                                          | Average Pension            | 5,317   | 4,180    | 6,675     | 6,549     | 6,879      | 11,265  |
|                                          | Total Average              | 86,380  | 87,282   | 105,552   | 136,405   | 110,078    | 117,371 |
|                                          | 25th percentile            | 59,090  | 54,000   | 81,537    | 90,600    | 102,694    | 100,166 |
|                                          | Median                     | 74,099  | 91,617   | 100,011   | 140,099   | 106,886    | 112,127 |
| 75th percentile                          | 100,000                    | 98,065  | 128,895  | 145,930   | 118,274   | 126,444    |         |
| <b>Vice President for Administration</b> | Number                     | 29      | 19       | 17        | 18        | 11         | 6       |
|                                          | Average Salary             | 79,163  | 105,028  | 94,773    | 141,743   | 92,486     | 123,806 |
|                                          | Median Salary              | 79,589  | 99,975   | 100,000   | 139,187   | 88,088     | 98,700  |
|                                          | Average Salary and Housing | 81,779  | 108,023  | 96,151    | 143,187   | 92,486     | 123,806 |
|                                          | Average Benefits           | 9,672   | 12,604   | 17,315    | 10,062    | 18,333     | 12,419  |
|                                          | Average Pension            | 7,028   | 10,312   | 9,225     | 5,754     | 9,130      | 15,438  |
|                                          | Total Average              | 98,480  | 130,940  | 122,692   | 159,004   | 119,949    | 151,663 |
|                                          | 25th percentile            | 69,194  | 96,896   | 77,460    | 134,198   | 74,920     | 99,531  |
|                                          | Median                     | 88,616  | 124,906  | 132,500   | 147,789   | 114,989    | 123,929 |
| 75th percentile                          | 110,124                    | 136,620 | 151,961  | 181,713   | 146,122   | 189,731    |         |

**Table 3.10-A Total Compensation of Administrators and Full-Time Faculty by Full-Time Equivalent Enrollment  
All Schools**

|                                       |                            | < 75    | 75 - 150 | 151 - 300 | 301 - 500 | 501 - 1000 | > 1000  |
|---------------------------------------|----------------------------|---------|----------|-----------|-----------|------------|---------|
| <b>Executive Vice President</b>       | Number                     | 8       | 6        | 13        | 4         | 9          | 3       |
|                                       | Average Salary             | 90,896  | 136,626  | 135,355   | 176,878   | 126,872    | 158,725 |
|                                       | Median Salary              | 72,762  | 106,077  | 126,102   | 164,000   | 140,150    | -       |
|                                       | Average Salary and Housing | 91,580  | 138,626  | 136,025   | 184,378   | 126,872    | 171,121 |
|                                       | Average Benefits           | 13,998  | 21,203   | 10,774    | 15,182    | 15,966     | 12,536  |
|                                       | Average Pension            | 6,791   | 16,365   | 12,011    | 13,188    | 13,430     | 18,100  |
|                                       | Total Average              | 112,369 | 176,194  | 158,810   | 212,749   | 156,268    | 201,757 |
|                                       | 25th percentile            | 66,207  | 139,327  | 124,114   | 114,290   | 131,354    | -       |
|                                       | Median                     | 81,216  | 153,453  | 164,340   | 206,669   | 164,825    | -       |
| 75th percentile                       | 122,785                    | 192,220 | 167,336  | 210,120   | 178,769   | -          |         |
| <b>Chief Development Officer</b>      | Number                     | 41      | 36       | 27        | 12        | 5          | 7       |
|                                       | Average Salary             | 87,293  | 95,421   | 117,803   | 140,562   | 117,294    | 126,822 |
|                                       | Median Salary              | 81,370  | 85,000   | 110,000   | 124,000   | 130,000    | 145,350 |
|                                       | Average Salary and Housing | 90,540  | 98,947   | 120,715   | 142,729   | 122,094    | 126,822 |
|                                       | Average Benefits           | 10,398  | 9,060    | 14,342    | 22,799    | 14,948     | 13,019  |
|                                       | Average Pension            | 6,702   | 8,533    | 12,543    | 9,679     | 10,180     | 13,305  |
|                                       | Total Average              | 107,640 | 116,541  | 147,601   | 175,208   | 147,223    | 153,146 |
|                                       | 25th percentile            | 76,874  | 80,000   | 104,455   | 115,714   | 79,855     | 70,522  |
|                                       | Median                     | 99,549  | 99,334   | 142,848   | 157,790   | 151,822    | 161,803 |
| 75th percentile                       | 130,992                    | 158,877 | 177,469  | 196,821   | 173,194   | 176,456    |         |
| <b>Development Professional Staff</b> | Number                     | 28      | 47       | 38        | 33        | 18         | 16      |
|                                       | Average Salary             | 55,273  | 70,971   | 71,799    | 87,292    | 65,846     | 103,184 |
|                                       | Median Salary              | 54,084  | 70,200   | 65,000    | 86,371    | 57,400     | 84,463  |
|                                       | Average Salary and Housing | 56,345  | 70,982   | 73,027    | 87,292    | 65,846     | 103,347 |
|                                       | Average Benefits           | 7,398   | 11,830   | 13,239    | 14,419    | 13,731     | 10,598  |
|                                       | Average Pension            | 2,689   | 8,200    | 6,766     | 8,701     | 6,508      | 6,419   |
|                                       | Total Average              | 66,434  | 91,014   | 93,033    | 110,413   | 86,086     | 120,364 |
|                                       | 25th percentile            | 44,480  | 72,624   | 62,777    | 94,687    | 64,263     | 79,768  |
|                                       | Median                     | 65,475  | 85,728   | 89,865    | 108,331   | 83,947     | 97,713  |
| 75th percentile                       | 77,415                     | 101,471 | 106,448  | 128,821   | 98,318    | 136,815    |         |
| <b>Chief Financial Officer</b>        | Number                     | 57      | 49       | 38        | 9         | 6          | 6       |
|                                       | Average Salary             | 79,637  | 109,425  | 109,793   | 143,183   | 109,800    | 156,017 |
|                                       | Median Salary              | 75,677  | 103,014  | 102,661   | 138,000   | 92,274     | 144,996 |
|                                       | Average Salary and Housing | 80,366  | 110,596  | 113,189   | 146,072   | 111,300    | 161,673 |
|                                       | Average Benefits           | 9,773   | 12,103   | 13,827    | 9,877     | 14,332     | 11,405  |
|                                       | Average Pension            | 6,442   | 8,772    | 10,177    | 10,291    | 10,868     | 13,126  |
|                                       | Total Average              | 96,581  | 131,473  | 137,195   | 166,240   | 136,501    | 186,205 |
|                                       | 25th percentile            | 62,763  | 89,580   | 91,800    | 96,971    | 97,315     | 176,641 |
|                                       | Median                     | 92,266  | 127,288  | 124,408   | 147,789   | 128,045    | 177,883 |
| 75th percentile                       | 123,904                    | 168,274 | 168,960  | 181,713   | 164,143   | 189,731    |         |

**Table 3.10-A Total Compensation of Administrators and Full-Time Faculty by Full-Time Equivalent Enrollment  
All Schools**

|                                       |                            | < 75    | 75 - 150 | 151 - 300 | 301 - 500 | 501 - 1000 | > 1000  |
|---------------------------------------|----------------------------|---------|----------|-----------|-----------|------------|---------|
| <b>Dean of Students</b>               | Number                     | 28      | 37       | 28        | 10        | 12         | 6       |
|                                       | Average Salary             | 56,359  | 73,999   | 82,568    | 83,644    | 87,757     | 87,722  |
|                                       | Median Salary              | 55,204  | 69,910   | 82,215    | 72,226    | 82,050     | 90,000  |
|                                       | Average Salary and Housing | 63,694  | 79,024   | 85,826    | 86,644    | 87,757     | 94,713  |
|                                       | Average Benefits           | 10,862  | 12,138   | 14,916    | 11,490    | 16,589     | 10,681  |
|                                       | Average Pension            | 4,888   | 7,750    | 6,518     | 6,190     | 7,817      | 10,643  |
|                                       | Total Average              | 79,446  | 98,913   | 107,261   | 104,325   | 112,164    | 116,038 |
|                                       | 25th percentile            | 57,810  | 77,350   | 86,271    | 75,713    | 69,233     | 104,171 |
|                                       | Median                     | 78,888  | 99,041   | 102,248   | 92,827    | 106,769    | 115,647 |
| 75th percentile                       | 90,000                     | 111,447 | 116,213  | 113,071   | 139,847   | 138,860    |         |
| <b>Director of Student Services</b>   | Number                     | 24      | 22       | 24        | 7         | 1          | 4       |
|                                       | Average Salary             | 55,799  | 57,449   | 68,277    | 84,775    | -          | 76,097  |
|                                       | Median Salary              | 49,267  | 52,000   | 63,070    | 86,300    | -          | 77,935  |
|                                       | Average Salary and Housing | 58,141  | 57,449   | 71,191    | 84,775    | -          | 83,848  |
|                                       | Average Benefits           | 9,051   | 10,836   | 10,738    | 14,182    | -          | 15,257  |
|                                       | Average Pension            | 3,722   | 3,910    | 5,462     | 4,473     | -          | 9,162   |
|                                       | Total Average              | 70,915  | 72,196   | 87,392    | 103,430   | -          | 108,267 |
|                                       | 25th percentile            | 51,672  | 45,139   | 66,967    | 86,300    | -          | 95,495  |
|                                       | Median                     | 64,830  | 71,876   | 79,047    | 90,469    | -          | 98,855  |
| 75th percentile                       | 85,154                     | 87,199  | 101,673  | 106,000   | -         | 112,209    |         |
| <b>Director of Graduate Studies</b>   | Number                     | 7       | 16       | 18        | 11        | 2          | 8       |
|                                       | Average Salary             | 49,035  | 73,280   | 89,676    | 76,706    | -          | 62,978  |
|                                       | Median Salary              | 65,118  | 62,964   | 89,891    | 80,000    | -          | 51,082  |
|                                       | Average Salary and Housing | 54,178  | 76,618   | 92,953    | 79,434    | -          | 77,720  |
|                                       | Average Benefits           | 5,006   | 9,995    | 14,494    | 12,382    | -          | 11,853  |
|                                       | Average Pension            | 3,468   | 5,619    | 6,359     | 3,859     | -          | 6,148   |
|                                       | Total Average              | 62,654  | 92,233   | 113,807   | 95,675    | -          | 95,723  |
|                                       | 25th percentile            | 32,893  | 61,608   | 93,866    | 75,285    | -          | 74,288  |
|                                       | Median                     | 76,967  | 82,044   | 109,600   | 97,106    | -          | 80,315  |
| 75th percentile                       | 80,600                     | 124,688 | 137,796  | 100,329   | -         | 107,942    |         |
| <b>Director of Doctor of Ministry</b> | Number                     | 21      | 29       | 23        | 6         | 8          | 6       |
|                                       | Average Salary             | 69,486  | 64,262   | 74,593    | 81,252    | 83,316     | 70,549  |
|                                       | Median Salary              | 70,076  | 60,000   | 73,000    | 73,000    | 77,500     | 67,106  |
|                                       | Average Salary and Housing | 72,570  | 66,708   | 75,710    | 81,252    | 83,316     | 79,594  |
|                                       | Average Benefits           | 8,311   | 11,275   | 9,886     | 9,992     | 19,385     | 9,334   |
|                                       | Average Pension            | 3,837   | 5,320    | 4,673     | 7,491     | 6,074      | 7,058   |
|                                       | Total Average              | 84,719  | 83,303   | 90,271    | 98,737    | 108,776    | 95,987  |
|                                       | 25th percentile            | 64,340  | 57,240   | 61,681    | 77,069    | 105,407    | 73,759  |
|                                       | Median                     | 84,240  | 71,396   | 93,761    | 92,982    | 111,790    | 96,592  |
| 75th percentile                       | 104,946                    | 102,031 | 108,783  | 117,646   | 118,274   | 109,970    |         |



**Table 3.10-A Total Compensation of Administrators and Full-Time Faculty by Full-Time Equivalent Enrollment  
All Schools**

|                                         |                            | < 75    | 75 - 150 | 151 - 300 | 301 - 500 | 501 - 1000 | > 1000  |
|-----------------------------------------|----------------------------|---------|----------|-----------|-----------|------------|---------|
| <b>Director of Field Education</b>      | Number                     | 42      | 30       | 36        | 10        | 5          | 2       |
|                                         | Average Salary             | 52,968  | 71,135   | 76,336    | 81,766    | 81,130     | -       |
|                                         | Median Salary              | 56,373  | 74,149   | 71,400    | 81,251    | 82,050     | -       |
|                                         | Average Salary and Housing | 55,387  | 72,142   | 77,262    | 81,766    | 81,130     | -       |
|                                         | Average Benefits           | 6,983   | 12,535   | 11,326    | 8,845     | 15,221     | -       |
|                                         | Average Pension            | 4,180   | 5,732    | 5,404     | 6,865     | 7,903      | -       |
|                                         | Total Average              | 66,551  | 90,409   | 93,994    | 97,477    | 104,255    | -       |
|                                         | 25th percentile            | 57,211  | 74,149   | 74,802    | 72,055    | 98,034     | -       |
|                                         | Median                     | 68,855  | 87,257   | 90,795    | 81,251    | 102,592    | -       |
| 75th percentile                         | 80,434                     | 108,418 | 105,998  | 120,749   | 108,823   | -          |         |
| <b>Director of Continuing Education</b> | Number                     | 6       | 16       | 10        | 10        | 1          | -       |
|                                         | Average Salary             | 79,866  | 68,119   | 83,085    | 87,463    | -          | -       |
|                                         | Median Salary              | 73,840  | 61,356   | 71,663    | 82,400    | -          | -       |
|                                         | Average Salary and Housing | 79,866  | 69,432   | 87,247    | 87,463    | -          | -       |
|                                         | Average Benefits           | 13,495  | 12,482   | 14,383    | 18,240    | -          | -       |
|                                         | Average Pension            | 4,910   | 5,950    | 8,993     | 4,783     | -          | -       |
|                                         | Total Average              | 98,272  | 87,866   | 110,625   | 110,487   | -          | -       |
|                                         | 25th percentile            | 84,593  | 62,856   | 84,658    | 82,012    | -          | -       |
|                                         | Median                     | 88,746  | 78,462   | 100,869   | 104,854   | -          | -       |
| 75th percentile                         | 111,046                    | 90,553  | 132,640  | 161,800   | -         | -          |         |
| <b>Director of Formation</b>            | Number                     | 27      | 35       | 37        | 9         | 4          | 3       |
|                                         | Average Salary             | 52,204  | 63,189   | 66,247    | 92,797    | 84,413     | 88,682  |
|                                         | Median Salary              | 51,054  | 60,061   | 64,065    | 90,615    | 79,962     | -       |
|                                         | Average Salary and Housing | 55,867  | 70,792   | 69,506    | 92,797    | 84,413     | 94,182  |
|                                         | Average Benefits           | 9,315   | 11,838   | 15,072    | 13,918    | 11,332     | 13,049  |
|                                         | Average Pension            | 4,886   | 7,725    | 5,439     | 6,690     | 8,162      | 9,653   |
|                                         | Total Average              | 70,068  | 90,356   | 90,018    | 113,406   | 103,908    | 116,885 |
|                                         | 25th percentile            | 54,252  | 70,236   | 75,533    | 78,400    | 29,500     | -       |
|                                         | Median                     | 66,207  | 90,763   | 85,345    | 115,936   | 104,691    | -       |
| 75th percentile                         | 77,575                     | 109,000 | 99,814   | 141,276   | 138,196   | -          |         |
| <b>Head Librarian - Admin./Faculty</b>  | Number                     | 42      | 44       | 35        | 6         | 6          | 5       |
|                                         | Average Salary             | 59,967  | 68,917   | 70,320    | 70,898    | 82,054     | 81,101  |
|                                         | Median Salary              | 59,307  | 66,072   | 67,000    | 61,425    | 81,691     | 77,930  |
|                                         | Average Salary and Housing | 62,715  | 69,833   | 74,433    | 70,898    | 82,054     | 81,101  |
|                                         | Average Benefits           | 11,688  | 11,167   | 13,040    | 6,843     | 18,039     | 10,082  |
|                                         | Average Pension            | 4,659   | 5,852    | 6,483     | 4,141     | 8,277      | 8,810   |
|                                         | Total Average              | 79,063  | 86,853   | 93,957    | 81,882    | 108,371    | 99,994  |
|                                         | 25th percentile            | 61,988  | 67,312   | 73,692    | 52,279    | 102,196    | 74,069  |
|                                         | Median                     | 74,684  | 86,910   | 90,510    | 66,428    | 106,394    | 108,245 |
| 75th percentile                         | 85,822                     | 102,031 | 103,106  | 115,842   | 118,899   | 116,424    |         |

**Table 3.10-A Total Compensation of Administrators and Full-Time Faculty by Full-Time Equivalent Enrollment  
All Schools**

|                                         |                            | < 75    | 75 - 150 | 151 - 300 | 301 - 500 | 501 - 1000 | > 1000  |
|-----------------------------------------|----------------------------|---------|----------|-----------|-----------|------------|---------|
| <b>Librarian<br/>Professional Staff</b> | Number                     | 33      | 48       | 49        | 31        | 27         | 14      |
|                                         | Average Salary             | 45,133  | 55,590   | 62,088    | 64,265    | 46,701     | 63,265  |
|                                         | Median Salary              | 48,000  | 51,510   | 55,339    | 59,714    | 50,000     | 60,000  |
|                                         | Average Salary and Housing | 46,251  | 55,590   | 62,088    | 64,265    | 46,701     | 63,265  |
|                                         | Average Benefits           | 6,383   | 11,599   | 11,532    | 11,948    | 10,988     | 12,173  |
|                                         | Average Pension            | 2,834   | 6,318    | 6,371     | 8,447     | 5,606      | 3,844   |
|                                         | Total Average              | 55,469  | 73,508   | 79,991    | 84,661    | 63,296     | 79,283  |
|                                         | 25th percentile            | 41,559  | 60,668   | 63,011    | 58,524    | 49,734     | 71,673  |
|                                         | Median                     | 56,946  | 70,140   | 70,548    | 75,278    | 68,229     | 75,999  |
| 75th percentile                         | 72,529                     | 81,314  | 92,006   | 99,205    | 75,138    | 82,953     |         |
| <b>Information<br/>Systems Manager</b>  | Number                     | 23      | 36       | 25        | 10        | 10         | 6       |
|                                         | Average Salary             | 56,298  | 67,867   | 85,068    | 103,621   | 88,076     | 99,687  |
|                                         | Median Salary              | 53,888  | 66,197   | 82,000    | 99,000    | 80,621     | 93,080  |
|                                         | Average Salary and Housing | 57,739  | 68,956   | 85,068    | 103,621   | 88,076     | 99,687  |
|                                         | Average Benefits           | 9,102   | 12,815   | 11,609    | 16,351    | 18,128     | 13,967  |
|                                         | Average Pension            | 3,749   | 5,375    | 9,126     | 6,963     | 9,990      | 8,212   |
|                                         | Total Average              | 70,591  | 87,146   | 105,804   | 126,936   | 116,194    | 121,867 |
|                                         | 25th percentile            | 50,166  | 73,256   | 79,455    | 114,000   | 90,731     | 114,665 |
|                                         | Median                     | 75,730  | 86,016   | 99,660    | 120,573   | 108,500    | 117,247 |
| 75th percentile                         | 82,979                     | 100,598 | 121,264  | 141,389   | 139,947   | 135,643    |         |
| <b>Admissions<br/>Officer</b>           | Number                     | 51      | 52       | 43        | 12        | 15         | 8       |
|                                         | Average Salary             | 49,502  | 60,231   | 67,235    | 76,117    | 69,356     | 79,312  |
|                                         | Median Salary              | 44,799  | 58,639   | 67,000    | 71,861    | 60,000     | 71,101  |
|                                         | Average Salary and Housing | 51,813  | 61,415   | 67,605    | 76,117    | 69,356     | 79,312  |
|                                         | Average Benefits           | 6,812   | 9,631    | 11,863    | 12,925    | 15,018     | 9,021   |
|                                         | Average Pension            | 2,893   | 4,955    | 5,591     | 5,691     | 7,314      | 6,080   |
|                                         | Total Average              | 61,519  | 76,001   | 85,060    | 94,735    | 91,689     | 94,415  |
|                                         | 25th percentile            | 45,000  | 52,899   | 68,660    | 74,342    | 75,552     | 61,206  |
|                                         | Median                     | 57,896  | 73,559   | 87,755    | 83,570    | 82,466     | 93,610  |
| 75th percentile                         | 74,428                     | 95,420  | 102,216  | 115,842   | 95,218    | 97,738     |         |
| <b>Recruitment<br/>Officer</b>          | Number                     | 27      | 26       | 23        | 3         | 1          | 2       |
|                                         | Average Salary             | 55,635  | 57,384   | 63,631    | 69,391    | -          | -       |
|                                         | Median Salary              | 56,980  | 53,892   | 58,570    | -         | -          | -       |
|                                         | Average Salary and Housing | 59,994  | 59,369   | 64,232    | 69,391    | -          | -       |
|                                         | Average Benefits           | 6,784   | 12,654   | 9,847     | 7,639     | -          | -       |
|                                         | Average Pension            | 5,975   | 5,215    | 5,896     | 7,106     | -          | -       |
|                                         | Total Average              | 72,755  | 77,239   | 79,976    | 84,137    | -          | -       |
|                                         | 25th percentile            | 53,680  | 62,956   | 66,314    | -         | -          | -       |
|                                         | Median                     | 68,108  | 70,014   | 73,604    | -         | -          | -       |
| 75th percentile                         | 91,770                     | 99,963  | 89,307   | -         | -         | -          |         |

**Table 3.10-A Total Compensation of Administrators and Full-Time Faculty by Full-Time Equivalent Enrollment  
All Schools**

|                            |                            | < 75    | 75 - 150 | 151 - 300 | 301 - 500 | 501 - 1000 | > 1000  |
|----------------------------|----------------------------|---------|----------|-----------|-----------|------------|---------|
| <b>Registrar</b>           | Number                     | 65      | 58       | 42        | 11        | 9          | 6       |
|                            | Average Salary             | 56,318  | 57,997   | 62,775    | 71,233    | 50,638     | 61,525  |
|                            | Median Salary              | 57,315  | 55,848   | 60,487    | 70,614    | 50,423     | 56,100  |
|                            | Average Salary and Housing | 58,472  | 58,728   | 63,104    | 71,233    | 50,638     | 61,525  |
|                            | Average Benefits           | 7,037   | 8,447    | 9,727     | 11,856    | 11,215     | 12,002  |
|                            | Average Pension            | 3,767   | 4,678    | 5,237     | 5,143     | 7,313      | 6,564   |
|                            | Total Average              | 69,277  | 71,854   | 78,069    | 88,234    | 69,166     | 80,092  |
|                            | 25th percentile            | 50,537  | 57,560   | 67,000    | 71,666    | 59,113     | 60,321  |
|                            | Median                     | 70,600  | 70,622   | 75,587    | 87,288    | 71,282     | 73,166  |
|                            | 75th percentile            | 80,327  | 87,073   | 91,436    | 93,744    | 76,297     | 86,812  |
| <b>Alumni Officer</b>      | Number                     | 10      | 17       | 15        | 5         | 3          | 6       |
|                            | Average Salary             | 54,651  | 63,387   | 65,776    | 63,297    | 91,449     | 63,043  |
|                            | Median Salary              | 49,708  | 62,430   | 65,280    | 66,868    | -          | 59,400  |
|                            | Average Salary and Housing | 59,672  | 63,418   | 67,892    | 63,297    | 91,449     | 68,426  |
|                            | Average Benefits           | 7,972   | 10,958   | 9,604     | 10,381    | 10,541     | 9,785   |
|                            | Average Pension            | 5,182   | 6,464    | 6,248     | 4,222     | 11,297     | 5,677   |
|                            | Total Average              | 72,828  | 80,841   | 83,745    | 77,900    | 113,288    | 83,888  |
|                            | 25th percentile            | 47,465  | 56,739   | 62,320    | 62,229    | -          | 73,878  |
|                            | Median                     | 61,431  | 83,679   | 82,499    | 81,731    | -          | 81,230  |
|                            | 75th percentile            | 91,893  | 93,800   | 99,679    | 86,917    | -          | 91,815  |
| <b>Professor</b>           | Number                     | 258     | 301      | 363       | 131       | 167        | 168     |
|                            | Average Salary             | 74,812  | 84,699   | 100,373   | 115,962   | 80,893     | 81,528  |
|                            | Median Salary              | 74,877  | 84,637   | 90,674    | 104,096   | 79,500     | 80,340  |
|                            | Average Salary and Housing | 78,518  | 87,741   | 103,189   | 120,251   | 81,170     | 84,842  |
|                            | Average Benefits           | 8,188   | 12,552   | 12,973    | 18,625    | 17,576     | 9,146   |
|                            | Average Pension            | 4,164   | 6,572    | 7,806     | 8,309     | 8,028      | 9,249   |
|                            | Total Average              | 90,871  | 106,867  | 123,969   | 147,186   | 106,775    | 103,238 |
|                            | 25th percentile            | 69,472  | 83,600   | 91,470    | 97,106    | 99,545     | 91,232  |
|                            | Median                     | 90,735  | 106,906  | 114,127   | 129,355   | 109,423    | 100,797 |
|                            | 75th percentile            | 108,397 | 126,969  | 149,229   | 186,660   | 125,608    | 114,090 |
| <b>Associate Professor</b> | Number                     | 191     | 192      | 218       | 110       | 106        | 88      |
|                            | Average Salary             | 68,719  | 72,894   | 78,273    | 87,591    | 72,240     | 70,488  |
|                            | Median Salary              | 67,791  | 72,003   | 77,030    | 89,054    | 72,835     | 68,979  |
|                            | Average Salary and Housing | 70,678  | 75,238   | 80,717    | 91,682    | 72,410     | 76,418  |
|                            | Average Benefits           | 7,431   | 10,446   | 11,694    | 11,856    | 17,300     | 12,474  |
|                            | Average Pension            | 4,414   | 6,130    | 5,751     | 6,805     | 6,763      | 7,241   |
|                            | Total Average              | 82,524  | 91,816   | 98,163    | 110,344   | 96,475     | 96,133  |
|                            | 25th percentile            | 67,936  | 72,263   | 81,290    | 80,167    | 89,629     | 83,374  |
|                            | Median                     | 80,619  | 89,468   | 98,330    | 110,326   | 96,212     | 92,947  |
|                            | 75th percentile            | 93,316  | 114,156  | 116,560   | 128,150   | 114,244    | 105,761 |

**Table 3.10-A Total Compensation of Administrators and Full-Time Faculty by Full-Time Equivalent Enrollment  
All Schools**

|                            |                            | < 75   | 75 - 150 | 151 - 300 | 301 - 500 | 501 - 1000 | > 1000 |
|----------------------------|----------------------------|--------|----------|-----------|-----------|------------|--------|
| <b>Assistant Professor</b> | Number                     | 149    | 234      | 138       | 64        | 51         | 73     |
|                            | Average Salary             | 58,597 | 61,524   | 68,431    | 70,581    | 66,433     | 64,773 |
|                            | Median Salary              | 57,783 | 63,240   | 66,000    | 70,239    | 68,969     | 62,620 |
|                            | Average Salary and Housing | 60,606 | 63,753   | 70,175    | 74,331    | 66,433     | 69,323 |
|                            | Average Benefits           | 8,388  | 10,893   | 9,382     | 13,122    | 13,730     | 12,264 |
|                            | Average Pension            | 3,875  | 4,887    | 4,759     | 4,130     | 5,779      | 6,848  |
|                            | Total Average              | 72,870 | 79,534   | 84,317    | 91,583    | 85,943     | 88,436 |
|                            | 25th percentile            | 57,813 | 65,988   | 71,701    | 73,850    | 73,955     | 73,729 |
|                            | Median                     | 69,791 | 81,600   | 85,760    | 88,094    | 87,220     | 85,224 |
|                            | 75th percentile            | 84,866 | 96,885   | 95,843    | 107,659   | 97,977     | 95,702 |
| <b>Non-Ranked Faculty</b>  | Number                     | 18     | 23       | 22        | 21        | 3          | -      |
|                            | Average Salary             | 64,837 | 65,618   | 72,895    | 82,686    | 18,166     | -      |
|                            | Median Salary              | 67,231 | 64,435   | 72,453    | 70,000    | -          | -      |
|                            | Average Salary and Housing | 66,837 | 69,219   | 74,504    | 82,686    | 18,166     | -      |
|                            | Average Benefits           | 10,536 | 7,660    | 8,251     | 17,696    | -          | -      |
|                            | Average Pension            | 2,248  | 4,604    | 6,053     | 1,703     | -          | -      |
|                            | Total Average              | 79,622 | 81,484   | 88,808    | 102,085   | 18,166     | -      |
|                            | 25th percentile            | 72,606 | 59,466   | 59,595    | 50,000    | -          | -      |
|                            | Median                     | 77,267 | 85,116   | 90,713    | 88,094    | -          | -      |
|                            | 75th percentile            | 82,474 | 100,592  | 111,936   | 156,200   | -          | -      |

**Table 3.10-B Total Compensation of Administrators and Full-Time Faculty by Full-Time Equivalent Enrollment  
United States**

|                                          |                            | < 75    | 75 - 150 | 151 - 300 | 301 - 500 | 501 - 1000 | > 1000  |
|------------------------------------------|----------------------------|---------|----------|-----------|-----------|------------|---------|
| <b>Chief Executive Officer</b>           | Number                     | 77      | 65       | 46        | 13        | 8          | 7       |
|                                          | Average Salary             | 109,619 | 148,603  | 173,483   | 231,377   | 203,044    | 315,583 |
|                                          | Median Salary              | 100,650 | 143,856  | 161,650   | 221,801   | 191,450    | 286,985 |
|                                          | Average Salary and Housing | 117,278 | 159,596  | 183,616   | 234,069   | 204,432    | 316,543 |
|                                          | Average Benefits           | 13,268  | 13,940   | 20,716    | 20,302    | 24,235     | 13,163  |
|                                          | Average Pension            | 7,654   | 12,197   | 13,944    | 15,967    | 12,669     | 37,817  |
|                                          | Total Average              | 138,200 | 185,734  | 218,276   | 270,339   | 241,337    | 367,524 |
|                                          | 25th percentile            | 85,329  | 120,000  | 120,978   | 142,002   | 204,304    | 305,337 |
|                                          | Median                     | 117,421 | 181,825  | 190,568   | 263,102   | 231,212    | 318,313 |
| 75th percentile                          | 172,851                    | 235,686 | 294,517  | 306,503   | 266,317   | 340,623    |         |
| <b>Academic VP/Academic Dean</b>         | Number                     | 79      | 67       | 47        | 14        | 8          | 7       |
|                                          | Average Salary             | 80,909  | 96,203   | 106,256   | 113,119   | 134,953    | 171,637 |
|                                          | Median Salary              | 79,430  | 95,065   | 101,385   | 106,316   | 136,068    | 170,850 |
|                                          | Average Salary and Housing | 85,658  | 100,434  | 110,343   | 116,586   | 134,953    | 175,123 |
|                                          | Average Benefits           | 10,002  | 13,723   | 15,869    | 15,420    | 21,805     | 15,429  |
|                                          | Average Pension            | 5,059   | 7,325    | 8,286     | 7,083     | 9,888      | 16,482  |
|                                          | Total Average              | 100,720 | 121,483  | 134,499   | 139,090   | 166,647    | 207,035 |
|                                          | 25th percentile            | 80,932  | 94,317   | 100,011   | 111,180   | 150,732    | 175,461 |
|                                          | Median                     | 94,052  | 122,826  | 129,898   | 130,791   | 171,545    | 204,506 |
| 75th percentile                          | 119,562                    | 139,990 | 162,048  | 153,531   | 182,492   | 225,487    |         |
| <b>Academic Dean - Other</b>             | Number                     | 15      | 22       | 29        | 13        | 29         | 33      |
|                                          | Average Salary             | 73,090  | 70,444   | 87,542    | 108,911   | 83,894     | 92,788  |
|                                          | Median Salary              | 65,000  | 73,860   | 83,608    | 105,017   | 82,335     | 95,000  |
|                                          | Average Salary and Housing | 74,623  | 71,085   | 91,735    | 108,911   | 83,894     | 95,803  |
|                                          | Average Benefits           | 9,280   | 11,941   | 13,363    | 20,944    | 19,304     | 10,302  |
|                                          | Average Pension            | 5,739   | 4,020    | 7,365     | 6,549     | 6,879      | 11,265  |
|                                          | Total Average              | 89,643  | 87,046   | 112,464   | 136,405   | 110,078    | 117,371 |
|                                          | 25th percentile            | 59,090  | 54,000   | 91,284    | 90,600    | 102,694    | 100,166 |
|                                          | Median                     | 83,719  | 86,644   | 101,673   | 140,099   | 106,886    | 112,127 |
| 75th percentile                          | 100,000                    | 112,216 | 133,141  | 145,930   | 118,274   | 126,444    |         |
| <b>Vice President for Administration</b> | Number                     | 21      | 17       | 15        | 17        | 11         | 6       |
|                                          | Average Salary             | 83,822  | 107,527  | 93,945    | 144,805   | 92,486     | 123,806 |
|                                          | Median Salary              | 82,500  | 102,898  | 100,000   | 142,800   | 88,088     | 98,700  |
|                                          | Average Salary and Housing | 87,175  | 110,874  | 95,506    | 146,335   | 92,486     | 123,806 |
|                                          | Average Benefits           | 11,406  | 13,516   | 18,371    | 10,489    | 18,333     | 12,419  |
|                                          | Average Pension            | 7,994   | 10,815   | 8,853     | 5,829     | 9,130      | 15,438  |
|                                          | Total Average              | 106,576 | 135,206  | 122,731   | 162,653   | 119,949    | 151,663 |
|                                          | 25th percentile            | 77,575  | 113,115  | 80,464    | 134,198   | 74,920     | 99,531  |
|                                          | Median                     | 99,813  | 128,370  | 132,500   | 150,791   | 114,989    | 123,929 |
| 75th percentile                          | 110,338                    | 155,478 | 146,905  | 181,713   | 146,122   | 189,731    |         |

**Table 3.10-B Total Compensation of Administrators and Full-Time Faculty by Full-Time Equivalent Enrollment  
United States**

|                                       |                            | < 75    | 75 - 150 | 151 - 300 | 301 - 500 | 501 - 1000 | > 1000  |
|---------------------------------------|----------------------------|---------|----------|-----------|-----------|------------|---------|
| <b>Executive Vice President</b>       | Number                     | 7       | 6        | 12        | 4         | 9          | 3       |
|                                       | Average Salary             | 96,457  | 136,626  | 135,007   | 176,878   | 126,872    | 158,725 |
|                                       | Median Salary              | 91,300  | 106,077  | 122,695   | 164,000   | 140,150    | -       |
|                                       | Average Salary and Housing | 96,457  | 138,626  | 135,732   | 184,378   | 126,872    | 171,121 |
|                                       | Average Benefits           | 15,726  | 21,203   | 10,739    | 15,182    | 15,966     | 12,536  |
|                                       | Average Pension            | 6,780   | 16,365   | 11,628    | 13,188    | 13,430     | 18,100  |
|                                       | Total Average              | 118,964 | 176,194  | 158,100   | 212,749   | 156,268    | 201,757 |
|                                       | 25th percentile            | 75,753  | 139,327  | 124,114   | 114,290   | 131,354    | -       |
|                                       | Median                     | 115,000 | 153,453  | 151,961   | 206,669   | 164,825    | -       |
| 75th percentile                       | 122,785                    | 192,220 | 165,000  | 210,120   | 178,769   | -          |         |
| <b>Chief Development Officer</b>      | Number                     | 31      | 31       | 25        | 11        | 5          | 7       |
|                                       | Average Salary             | 93,202  | 97,916   | 118,671   | 145,567   | 117,294    | 126,822 |
|                                       | Median Salary              | 86,608  | 90,000   | 110,000   | 132,000   | 130,000    | 145,350 |
|                                       | Average Salary and Housing | 96,969  | 102,010  | 121,815   | 147,930   | 122,094    | 126,822 |
|                                       | Average Benefits           | 11,315  | 9,983    | 14,895    | 24,697    | 14,948     | 13,019  |
|                                       | Average Pension            | 6,674   | 8,847    | 12,650    | 10,325    | 10,180     | 13,305  |
|                                       | Total Average              | 114,959 | 120,841  | 149,362   | 182,953   | 147,223    | 153,146 |
|                                       | 25th percentile            | 82,800  | 85,821   | 104,455   | 124,124   | 79,855     | 70,522  |
|                                       | Median                     | 110,208 | 109,892  | 142,848   | 171,165   | 151,822    | 161,803 |
| 75th percentile                       | 139,697                    | 158,877 | 185,593  | 196,821   | 173,194   | 176,456    |         |
| <b>Development Professional Staff</b> | Number                     | 24      | 46       | 35        | 33        | 18         | 16      |
|                                       | Average Salary             | 57,103  | 70,376   | 74,349    | 87,292    | 65,846     | 103,184 |
|                                       | Median Salary              | 55,041  | 70,000   | 67,417    | 86,371    | 57,400     | 84,463  |
|                                       | Average Salary and Housing | 58,353  | 70,388   | 75,683    | 87,292    | 65,846     | 103,347 |
|                                       | Average Benefits           | 8,569   | 11,944   | 14,013    | 14,419    | 13,731     | 10,598  |
|                                       | Average Pension            | 2,790   | 8,008    | 6,978     | 8,701     | 6,508      | 6,419   |
|                                       | Total Average              | 69,713  | 90,341   | 96,675    | 110,413   | 86,086     | 120,364 |
|                                       | 25th percentile            | 47,753  | 72,624   | 64,772    | 94,687    | 64,263     | 79,768  |
|                                       | Median                     | 68,000  | 85,512   | 91,230    | 108,331   | 83,947     | 97,713  |
| 75th percentile                       | 78,075                     | 101,471 | 106,448  | 128,821   | 98,318    | 136,815    |         |
| <b>Chief Financial Officer</b>        | Number                     | 39      | 45       | 35        | 8         | 6          | 6       |
|                                       | Average Salary             | 85,676  | 110,557  | 113,456   | 149,871   | 109,800    | 156,017 |
|                                       | Median Salary              | 81,635  | 103,988  | 111,323   | 138,000   | 92,274     | 144,996 |
|                                       | Average Salary and Housing | 86,322  | 111,832  | 117,143   | 153,121   | 111,300    | 161,673 |
|                                       | Average Benefits           | 11,460  | 12,650   | 14,398    | 10,760    | 14,332     | 11,405  |
|                                       | Average Pension            | 7,009   | 8,657    | 10,651    | 11,017    | 10,868     | 13,126  |
|                                       | Total Average              | 104,792 | 133,141  | 142,193   | 174,899   | 136,501    | 186,205 |
|                                       | 25th percentile            | 64,413  | 90,334   | 99,060    | 114,290   | 97,315     | 176,641 |
|                                       | Median                     | 102,336 | 128,370  | 133,898   | 147,789   | 128,045    | 177,883 |
| 75th percentile                       | 130,383                    | 168,274 | 168,960  | 181,713   | 164,143   | 189,731    |         |

**Table 3.10-B Total Compensation of Administrators and Full-Time Faculty by Full-Time Equivalent Enrollment  
United States**

|                                       |                            | < 75    | 75 - 150 | 151 - 300 | 301 - 500 | 501 - 1000 | > 1000  |
|---------------------------------------|----------------------------|---------|----------|-----------|-----------|------------|---------|
| <b>Dean of Students</b>               | Number                     | 19      | 35       | 27        | 9         | 12         | 6       |
|                                       | Average Salary             | 55,348  | 73,185   | 82,986    | 87,737    | 87,757     | 87,722  |
|                                       | Median Salary              | 58,120  | 69,910   | 83,000    | 73,650    | 82,050     | 90,000  |
|                                       | Average Salary and Housing | 64,058  | 78,497   | 86,154    | 91,071    | 87,757     | 94,713  |
|                                       | Average Benefits           | 12,869  | 12,564   | 15,334    | 12,552    | 16,589     | 10,681  |
|                                       | Average Pension            | 5,456   | 7,371    | 6,550     | 6,669     | 7,817      | 10,643  |
|                                       | Total Average              | 82,384  | 98,433   | 108,039   | 110,293   | 112,164    | 116,038 |
|                                       | 25th percentile            | 64,830  | 80,006   | 91,584    | 75,713    | 69,233     | 104,171 |
|                                       | Median                     | 83,066  | 99,041   | 107,094   | 95,444    | 106,769    | 115,647 |
| 75th percentile                       | 88,743                     | 109,489 | 116,213  | 113,071   | 139,847   | 138,860    |         |
| <b>Director of Student Services</b>   | Number                     | 20      | 19       | 22        | 7         | 1          | 4       |
|                                       | Average Salary             | 56,978  | 61,370   | 68,777    | 84,775    | -          | 76,097  |
|                                       | Median Salary              | 49,267  | 53,000   | 63,070    | 86,300    | -          | 77,935  |
|                                       | Average Salary and Housing | 59,788  | 61,370   | 71,955    | 84,775    | -          | 83,848  |
|                                       | Average Benefits           | 10,680  | 12,277   | 11,215    | 14,182    | -          | 15,257  |
|                                       | Average Pension            | 3,889   | 4,203    | 5,708     | 4,473     | -          | 9,162   |
|                                       | Total Average              | 74,358  | 77,851   | 88,879    | 103,430   | -          | 108,267 |
|                                       | 25th percentile            | 54,750  | 59,598   | 69,071    | 86,300    | -          | 95,495  |
|                                       | Median                     | 65,416  | 73,538   | 86,310    | 90,469    | -          | 98,855  |
| 75th percentile                       | 91,538                     | 87,199  | 108,531  | 106,000   | -         | 112,209    |         |
| <b>Director of Graduate Studies</b>   | Number                     | 6       | 14       | 15        | 11        | 2          | 8       |
|                                       | Average Salary             | 52,991  | 67,414   | 92,702    | 76,706    | -          | 62,978  |
|                                       | Median Salary              | 65,118  | 55,000   | 90,678    | 80,000    | -          | 51,082  |
|                                       | Average Salary and Housing | 58,991  | 71,228   | 96,634    | 79,434    | -          | 77,720  |
|                                       | Average Benefits           | 5,208   | 10,158   | 15,936    | 12,382    | -          | 11,853  |
|                                       | Average Pension            | 3,414   | 3,958    | 5,857     | 3,859     | -          | 6,148   |
|                                       | Total Average              | 67,614  | 85,345   | 118,428   | 95,675    | -          | 95,723  |
|                                       | 25th percentile            | 51,323  | 61,608   | 101,161   | 75,285    | -          | 74,288  |
|                                       | Median                     | 76,967  | 77,727   | 117,809   | 97,106    | -          | 80,315  |
| 75th percentile                       | 81,907                     | 113,437 | 137,796  | 100,329   | -         | 107,942    |         |
| <b>Director of Doctor of Ministry</b> | Number                     | 17      | 27       | 22        | 5         | 8          | 6       |
|                                       | Average Salary             | 74,580  | 65,309   | 77,292    | 85,614    | 83,316     | 70,549  |
|                                       | Median Salary              | 75,053  | 60,757   | 73,000    | 90,615    | 77,500     | 67,106  |
|                                       | Average Salary and Housing | 78,390  | 67,936   | 78,461    | 85,614    | 83,316     | 79,594  |
|                                       | Average Benefits           | 9,807   | 11,849   | 10,336    | 11,604    | 19,385     | 9,334   |
|                                       | Average Pension            | 3,908   | 5,531    | 4,886     | 8,395     | 6,074      | 7,058   |
|                                       | Total Average              | 92,106  | 85,317   | 93,683    | 105,614   | 108,776    | 95,987  |
|                                       | 25th percentile            | 70,812  | 58,710   | 82,334    | 77,069    | 105,407    | 73,759  |
|                                       | Median                     | 90,580  | 80,791   | 93,761    | 115,936   | 111,790    | 96,592  |
| 75th percentile                       | 108,397                    | 102,031 | 109,512  | 117,646   | 118,274   | 109,970    |         |

**Table 3.10-B Total Compensation of Administrators and Full-Time Faculty by Full-Time Equivalent Enrollment  
United States**

|                                         |                            | < 75    | 75 - 150 | 151 - 300 | 301 - 500 | 501 - 1000 | > 1000  |
|-----------------------------------------|----------------------------|---------|----------|-----------|-----------|------------|---------|
| <b>Director of Field Education</b>      | Number                     | 31      | 29       | 34        | 9         | 5          | 2       |
|                                         | Average Salary             | 52,155  | 71,612   | 76,832    | 85,099    | 81,130     | -       |
|                                         | Median Salary              | 54,708  | 75,120   | 71,400    | 87,529    | 82,050     | -       |
|                                         | Average Salary and Housing | 54,538  | 72,653   | 77,812    | 85,099    | 81,130     | -       |
|                                         | Average Benefits           | 7,704   | 12,826   | 11,310    | 9,614     | 15,221     | -       |
|                                         | Average Pension            | 4,422   | 5,830    | 5,399     | 7,341     | 7,903      | -       |
|                                         | Total Average              | 66,665  | 91,311   | 94,522    | 102,054   | 104,255    | -       |
|                                         | 25th percentile            | 57,211  | 74,149   | 74,802    | 72,055    | 98,034     | -       |
|                                         | Median                     | 68,855  | 89,250   | 90,795    | 93,385    | 102,592    | -       |
| 75th percentile                         | 80,434                     | 108,418 | 112,634  | 120,749   | 108,823   | -          |         |
| <b>Director of Continuing Education</b> | Number                     | 4       | 14       | 10        | 10        | 1          | -       |
|                                         | Average Salary             | 80,154  | 67,226   | 83,085    | 87,463    | -          | -       |
|                                         | Median Salary              | 70,714  | 59,624   | 71,663    | 82,400    | -          | -       |
|                                         | Average Salary and Housing | 80,154  | 68,726   | 87,247    | 87,463    | -          | -       |
|                                         | Average Benefits           | 19,681  | 13,510   | 14,383    | 18,240    | -          | -       |
|                                         | Average Pension            | 5,355   | 6,269    | 8,993     | 4,783     | -          | -       |
|                                         | Total Average              | 105,191 | 88,506   | 110,625   | 110,487   | -          | -       |
|                                         | 25th percentile            | 84,593  | 62,856   | 84,658    | 82,012    | -          | -       |
|                                         | Median                     | 88,746  | 78,462   | 100,869   | 104,854   | -          | -       |
| 75th percentile                         | 111,046                    | 113,363 | 132,640  | 161,800   | -         | -          |         |
| <b>Director of Formation</b>            | Number                     | 20      | 32       | 37        | 9         | 4          | 3       |
|                                         | Average Salary             | 53,594  | 64,611   | 66,247    | 92,797    | 84,413     | 88,682  |
|                                         | Median Salary              | 47,518  | 60,061   | 64,065    | 90,615    | 79,962     | -       |
|                                         | Average Salary and Housing | 57,445  | 72,927   | 69,506    | 92,797    | 84,413     | 94,182  |
|                                         | Average Benefits           | 11,595  | 12,505   | 15,072    | 13,918    | 11,332     | 13,049  |
|                                         | Average Pension            | 5,071   | 8,106    | 5,439     | 6,690     | 8,162      | 9,653   |
|                                         | Total Average              | 74,111  | 93,538   | 90,018    | 113,406   | 103,908    | 116,885 |
|                                         | 25th percentile            | 54,252  | 76,722   | 75,533    | 78,400    | 29,500     | -       |
|                                         | Median                     | 69,751  | 92,755   | 85,345    | 115,936   | 104,691    | -       |
| 75th percentile                         | 80,434                     | 112,729 | 99,814   | 141,276   | 138,196   | -          |         |
| <b>Head Librarian - Admin./Faculty</b>  | Number                     | 31      | 41       | 33        | 5         | 6          | 5       |
|                                         | Average Salary             | 60,274  | 69,191   | 70,840    | 72,792    | 82,054     | 81,101  |
|                                         | Median Salary              | 60,762  | 66,950   | 68,067    | 83,237    | 81,691     | 77,930  |
|                                         | Average Salary and Housing | 63,078  | 70,174   | 75,030    | 72,792    | 82,054     | 81,101  |
|                                         | Average Benefits           | 13,470  | 11,691   | 13,539    | 7,826     | 18,039     | 10,082  |
|                                         | Average Pension            | 4,496   | 5,683    | 6,494     | 4,355     | 8,277      | 8,810   |
|                                         | Total Average              | 81,046  | 87,549   | 95,063    | 84,973    | 108,371    | 99,994  |
|                                         | 25th percentile            | 65,047  | 70,539   | 73,490    | 33,412    | 102,196    | 74,069  |
|                                         | Median                     | 78,499  | 87,166   | 91,093    | 83,237    | 106,394    | 108,245 |
| 75th percentile                         | 85,857                     | 102,031 | 106,852  | 115,842   | 118,899   | 116,424    |         |



**Table 3.10-B Total Compensation of Administrators and Full-Time Faculty by Full-Time Equivalent Enrollment  
United States**

|                                         |                            | < 75    | 75 - 150 | 151 - 300 | 301 - 500 | 501 - 1000 | > 1000  |
|-----------------------------------------|----------------------------|---------|----------|-----------|-----------|------------|---------|
| <b>Librarian<br/>Professional Staff</b> | Number                     | 25      | 45       | 48        | 31        | 27         | 14      |
|                                         | Average Salary             | 46,415  | 53,996   | 62,450    | 64,265    | 46,701     | 63,265  |
|                                         | Median Salary              | 50,700  | 51,510   | 55,339    | 59,714    | 50,000     | 60,000  |
|                                         | Average Salary and Housing | 47,890  | 53,996   | 62,450    | 64,265    | 46,701     | 63,265  |
|                                         | Average Benefits           | 6,912   | 11,999   | 11,737    | 11,948    | 10,988     | 12,173  |
|                                         | Average Pension            | 3,136   | 5,921    | 6,413     | 8,447     | 5,606      | 3,844   |
|                                         | Total Average              | 57,939  | 71,918   | 80,601    | 84,661    | 63,296     | 79,283  |
|                                         | 25th percentile            | 47,205  | 60,668   | 65,000    | 58,524    | 49,734     | 71,673  |
|                                         | Median                     | 60,315  | 70,140   | 70,548    | 75,278    | 68,229     | 75,999  |
| 75th percentile                         | 72,529                     | 80,083  | 92,006   | 99,205    | 75,138    | 82,953     |         |
| <b>Information<br/>Systems Manager</b>  | Number                     | 16      | 35       | 23        | 9         | 10         | 6       |
|                                         | Average Salary             | 57,852  | 68,037   | 88,099    | 107,441   | 88,076     | 99,687  |
|                                         | Median Salary              | 55,000  | 66,240   | 84,345    | 107,520   | 80,621     | 93,080  |
|                                         | Average Salary and Housing | 58,902  | 69,157   | 88,099    | 107,441   | 88,076     | 99,687  |
|                                         | Average Benefits           | 10,027  | 13,167   | 11,952    | 17,858    | 18,128     | 13,967  |
|                                         | Average Pension            | 4,624   | 5,413    | 9,697     | 7,353     | 9,990      | 8,212   |
|                                         | Total Average              | 73,553  | 87,738   | 109,749   | 132,653   | 116,194    | 121,867 |
|                                         | 25th percentile            | 50,166  | 75,871   | 84,486    | 114,000   | 90,731     | 114,665 |
|                                         | Median                     | 75,730  | 86,130   | 105,428   | 125,977   | 108,500    | 117,247 |
| 75th percentile                         | 93,380                     | 100,598 | 121,264  | 141,389   | 139,947   | 135,643    |         |
| <b>Admissions<br/>Officer</b>           | Number                     | 40      | 49       | 40        | 11        | 15         | 8       |
|                                         | Average Salary             | 51,373  | 61,513   | 67,683    | 75,263    | 69,356     | 79,312  |
|                                         | Median Salary              | 45,000  | 60,000   | 67,000    | 71,861    | 60,000     | 71,101  |
|                                         | Average Salary and Housing | 54,015  | 62,771   | 68,080    | 75,263    | 69,356     | 79,312  |
|                                         | Average Benefits           | 7,468   | 10,090   | 12,138    | 13,925    | 15,018     | 9,021   |
|                                         | Average Pension            | 2,787   | 4,994    | 5,747     | 5,975     | 7,314      | 6,080   |
|                                         | Total Average              | 64,272  | 77,856   | 85,967    | 95,164    | 91,689     | 94,415  |
|                                         | 25th percentile            | 45,000  | 54,377   | 68,660    | 74,342    | 75,552     | 61,206  |
|                                         | Median                     | 63,707  | 78,372   | 87,755    | 83,570    | 82,466     | 93,610  |
| 75th percentile                         | 78,100                     | 97,560  | 102,216  | 115,842   | 95,218    | 97,738     |         |
| <b>Recruitment<br/>Officer</b>          | Number                     | 20      | 23       | 22        | 3         | 1          | 2       |
|                                         | Average Salary             | 59,489  | 58,524   | 63,775    | 69,391    | -          | -       |
|                                         | Median Salary              | 57,255  | 55,000   | 56,100    | -         | -          | -       |
|                                         | Average Salary and Housing | 63,949  | 60,767   | 64,403    | 69,391    | -          | -       |
|                                         | Average Benefits           | 7,229   | 13,857   | 10,091    | 7,639     | -          | -       |
|                                         | Average Pension            | 5,996   | 5,277    | 5,837     | 7,106     | -          | -       |
|                                         | Total Average              | 77,175  | 79,903   | 80,333    | 84,137    | -          | -       |
|                                         | 25th percentile            | 56,763  | 63,076   | 66,314    | -         | -          | -       |
|                                         | Median                     | 77,768  | 74,592   | 73,604    | -         | -          | -       |
| 75th percentile                         | 91,893                     | 99,963  | 90,220   | -         | -         | -          |         |

**Table 3.10-B Total Compensation of Administrators and Full-Time Faculty by Full-Time Equivalent Enrollment  
United States**

|                            |                            | < 75    | 75 - 150 | 151 - 300 | 301 - 500 | 501 - 1000 | > 1000  |
|----------------------------|----------------------------|---------|----------|-----------|-----------|------------|---------|
| <b>Registrar</b>           | Number                     | 42      | 52       | 38        | 10        | 9          | 6       |
|                            | Average Salary             | 55,782  | 57,182   | 62,741    | 73,400    | 50,638     | 61,525  |
|                            | Median Salary              | 57,950  | 56,286   | 60,487    | 70,614    | 50,423     | 56,100  |
|                            | Average Salary and Housing | 58,554  | 57,998   | 63,105    | 73,400    | 50,638     | 61,525  |
|                            | Average Benefits           | 8,324   | 8,832    | 9,924     | 12,849    | 11,215     | 12,002  |
|                            | Average Pension            | 3,795   | 4,298    | 5,334     | 5,460     | 7,313      | 6,564   |
|                            | Total Average              | 70,675  | 71,129   | 78,363    | 91,709    | 69,166     | 80,092  |
|                            | 25th percentile            | 59,090  | 57,560   | 67,000    | 77,656    | 59,113     | 60,321  |
|                            | Median                     | 71,946  | 71,839   | 76,086    | 87,288    | 71,282     | 73,166  |
|                            | 75th percentile            | 82,089  | 86,749   | 91,436    | 99,166    | 76,297     | 86,812  |
| <b>Alumni Officer</b>      | Number                     | 9       | 17       | 15        | 5         | 3          | 6       |
|                            | Average Salary             | 55,795  | 63,387   | 65,776    | 63,297    | 91,449     | 63,043  |
|                            | Median Salary              | 50,000  | 62,430   | 65,280    | 66,868    | -          | 59,400  |
|                            | Average Salary and Housing | 61,374  | 63,418   | 67,892    | 63,297    | 91,449     | 68,426  |
|                            | Average Benefits           | 8,759   | 10,958   | 9,604     | 10,381    | 10,541     | 9,785   |
|                            | Average Pension            | 5,511   | 6,464    | 6,248     | 4,222     | 11,297     | 5,677   |
|                            | Total Average              | 75,646  | 80,841   | 83,745    | 77,900    | 113,288    | 83,888  |
|                            | 25th percentile            | 42,687  | 56,739   | 62,320    | 62,229    | -          | 73,878  |
|                            | Median                     | 64,825  | 83,679   | 82,499    | 81,731    | -          | 81,230  |
|                            | 75th percentile            | 91,893  | 93,800   | 99,679    | 86,917    | -          | 91,815  |
| <b>Professor</b>           | Number                     | 207     | 290      | 343       | 128       | 167        | 168     |
|                            | Average Salary             | 72,765  | 84,380   | 101,923   | 117,170   | 80,893     | 81,528  |
|                            | Median Salary              | 72,036  | 84,637   | 92,000    | 104,996   | 79,500     | 80,340  |
|                            | Average Salary and Housing | 76,835  | 87,537   | 104,786   | 121,559   | 81,170     | 84,842  |
|                            | Average Benefits           | 8,889   | 12,802   | 13,223    | 19,035    | 17,576     | 9,146   |
|                            | Average Pension            | 4,381   | 6,431    | 7,994     | 8,456     | 8,028      | 9,249   |
|                            | Total Average              | 90,106  | 106,771  | 126,004   | 149,051   | 106,775    | 103,238 |
|                            | 25th percentile            | 68,252  | 83,713   | 92,165    | 97,600    | 99,545     | 91,232  |
|                            | Median                     | 90,474  | 107,931  | 117,809   | 129,450   | 109,423    | 100,797 |
|                            | 75th percentile            | 107,720 | 126,436  | 151,938   | 187,633   | 125,608    | 114,090 |
| <b>Associate Professor</b> | Number                     | 146     | 168      | 205       | 98        | 106        | 88      |
|                            | Average Salary             | 67,900  | 71,645   | 79,366    | 91,262    | 72,240     | 70,488  |
|                            | Median Salary              | 66,000  | 71,800   | 79,047    | 90,998    | 72,835     | 68,979  |
|                            | Average Salary and Housing | 70,341  | 74,161   | 81,909    | 95,854    | 72,410     | 76,418  |
|                            | Average Benefits           | 9,039   | 11,093   | 11,823    | 13,091    | 17,300     | 12,474  |
|                            | Average Pension            | 4,615   | 5,518    | 5,939     | 7,322     | 6,763      | 7,241   |
|                            | Total Average              | 83,996  | 90,773   | 99,672    | 116,268   | 96,475     | 96,133  |
|                            | 25th percentile            | 69,321  | 73,000   | 82,815    | 94,300    | 89,629     | 83,374  |
|                            | Median                     | 81,165  | 88,611   | 101,078   | 115,936   | 96,212     | 92,947  |
|                            | 75th percentile            | 98,878  | 111,309  | 118,284   | 133,867   | 114,244    | 105,761 |

**Table 3.10-B Total Compensation of Administrators and Full-Time Faculty by Full-Time Equivalent Enrollment  
United States**

|                            |                            | < 75   | 75 - 150 | 151 - 300 | 301 - 500 | 501 - 1000 | > 1000 |
|----------------------------|----------------------------|--------|----------|-----------|-----------|------------|--------|
| <b>Assistant Professor</b> | Number                     | 123    | 214      | 131       | 59        | 51         | 73     |
|                            | Average Salary             | 58,156 | 62,628   | 69,150    | 72,545    | 66,433     | 64,773 |
|                            | Median Salary              | 58,350 | 64,260   | 66,387    | 71,100    | 68,969     | 62,620 |
|                            | Average Salary and Housing | 60,235 | 65,065   | 70,944    | 76,613    | 66,433     | 69,323 |
|                            | Average Benefits           | 9,336  | 11,533   | 9,569     | 14,070    | 13,730     | 12,264 |
|                            | Average Pension            | 3,775  | 4,905    | 4,770     | 4,279     | 5,779      | 6,848  |
|                            | Total Average              | 73,347 | 81,505   | 85,284    | 94,962    | 85,943     | 88,436 |
|                            | 25th percentile            | 57,783 | 69,446   | 73,599    | 74,621    | 73,955     | 73,729 |
|                            | Median                     | 72,353 | 82,261   | 86,464    | 91,568    | 87,220     | 85,224 |
|                            | 75th percentile            | 87,060 | 97,364   | 95,870    | 112,435   | 97,977     | 95,702 |
| <b>Non-Ranked Faculty</b>  | Number                     | 13     | 20       | 22        | 21        | 3          | -      |
|                            | Average Salary             | 63,916 | 62,331   | 72,895    | 82,686    | 18,166     | -      |
|                            | Median Salary              | 62,000 | 63,037   | 72,453    | 70,000    | -          | -      |
|                            | Average Salary and Housing | 66,685 | 66,472   | 74,504    | 82,686    | 18,166     | -      |
|                            | Average Benefits           | 13,136 | 7,762    | 8,251     | 17,696    | -          | -      |
|                            | Average Pension            | 1,474  | 3,426    | 6,053     | 1,703     | -          | -      |
|                            | Total Average              | 81,296 | 77,662   | 88,808    | 102,085   | 18,166     | -      |
|                            | 25th percentile            | 66,615 | 59,466   | 59,595    | 50,000    | -          | -      |
|                            | Median                     | 80,000 | 83,568   | 90,713    | 88,094    | -          | -      |
|                            | 75th percentile            | 89,194 | 89,250   | 111,936   | 156,200   | -          | -      |

**Table 3.10-C Total Compensation of Administrators and Full-Time Faculty by Full-Time Equivalent Enrollment  
Canada**

|                                          |                            | < 75    | 75 - 150 | 151 - 300 | 301 - 500 | 501 - 1000 | > 1000 |
|------------------------------------------|----------------------------|---------|----------|-----------|-----------|------------|--------|
| <b>Chief Executive Officer</b>           | Number                     | 22      | 7        | 4         | 1         | -          | -      |
|                                          | Average Salary             | 125,833 | 123,377  | 150,606   | -         | -          | -      |
|                                          | Median Salary              | 114,668 | 112,000  | 139,310   | -         | -          | -      |
|                                          | Average Salary and Housing | 130,546 | 127,235  | 159,981   | -         | -          | -      |
|                                          | Average Benefits           | 8,107   | 6,724    | 21,201    | -         | -          | -      |
|                                          | Average Pension            | 8,736   | 9,375    | 7,647     | -         | -          | -      |
|                                          | Total Average              | 147,390 | 143,334  | 188,830   | -         | -          | -      |
|                                          | 25th percentile            | 113,913 | 109,728  | 123,050   | -         | -          | -      |
|                                          | Median                     | 137,636 | 131,633  | 181,193   | -         | -          | -      |
| 75th percentile                          | 152,060                    | 138,178 | 201,437  | -         | -         | -          |        |
| <b>Academic VP/Academic Dean</b>         | Number                     | 24      | 7        | 4         | 1         | -          | -      |
|                                          | Average Salary             | 100,422 | 93,603   | 104,925   | -         | -          | -      |
|                                          | Median Salary              | 96,887  | 100,000  | 110,250   | -         | -          | -      |
|                                          | Average Salary and Housing | 103,243 | 93,603   | 106,800   | -         | -          | -      |
|                                          | Average Benefits           | 6,509   | 4,680    | 12,595    | -         | -          | -      |
|                                          | Average Pension            | 6,178   | 7,493    | 5,718     | -         | -          | -      |
|                                          | Total Average              | 115,932 | 105,777  | 125,113   | -         | -          | -      |
|                                          | 25th percentile            | 93,537  | 65,075   | 46,570    | -         | -          | -      |
|                                          | Median                     | 109,459 | 100,000  | 132,317   | -         | -          | -      |
| 75th percentile                          | 122,301                    | 125,593 | 158,581  | -         | -         | -          |        |
| <b>Academic Dean - Other</b>             | Number                     | 5       | 1        | 3         | -         | -          | -      |
|                                          | Average Salary             | 91,429  | -        | 44,313    | -         | -          | -      |
|                                          | Median Salary              | 83,036  | -        | -         | -         | -          | -      |
|                                          | Average Salary and Housing | 91,429  | -        | 44,313    | -         | -          | -      |
|                                          | Average Benefits           | 4,021   | -        | 6,647     | -         | -          | -      |
|                                          | Average Pension            | 5,331   | -        | -         | -         | -          | -      |
|                                          | Total Average              | 100,781 | -        | 50,961    | -         | -          | -      |
|                                          | 25th percentile            | 74,200  | -        | -         | -         | -          | -      |
|                                          | Median                     | 93,363  | -        | -         | -         | -          | -      |
| 75th percentile                          | 99,441                     | -       | -        | -         | -         | -          |        |
| <b>Vice President for Administration</b> | Number                     | 8       | 2        | 2         | 1         | -          | -      |
|                                          | Average Salary             | 88,068  | -        | -         | -         | -          | -      |
|                                          | Median Salary              | 73,542  | -        | -         | -         | -          | -      |
|                                          | Average Salary and Housing | 88,968  | -        | -         | -         | -          | -      |
|                                          | Average Benefits           | 6,736   | -        | -         | -         | -          | -      |
|                                          | Average Pension            | 5,909   | -        | -         | -         | -          | -      |
|                                          | Total Average              | 101,614 | -        | -         | -         | -          | -      |
|                                          | 25th percentile            | 70,230  | -        | -         | -         | -          | -      |
|                                          | Median                     | 87,115  | -        | -         | -         | -          | -      |
| 75th percentile                          | 108,570                    | -       | -        | -         | -         | -          |        |

**Table 3.10-C Total Compensation of Administrators and Full-Time Faculty by Full-Time Equivalent Enrollment  
Canada**

|                                       |                            | < 75    | 75 - 150 | 151 - 300 | 301 - 500 | 501 - 1000 | > 1000 |
|---------------------------------------|----------------------------|---------|----------|-----------|-----------|------------|--------|
| <b>Executive Vice President</b>       | Number                     | 1       | -        | 1         | -         | -          | -      |
|                                       | Average Salary             | -       | -        | -         | -         | -          | -      |
|                                       | Median Salary              | -       | -        | -         | -         | -          | -      |
|                                       | Average Salary and Housing | -       | -        | -         | -         | -          | -      |
|                                       | Average Benefits           | -       | -        | -         | -         | -          | -      |
|                                       | Average Pension            | -       | -        | -         | -         | -          | -      |
|                                       | Total Average              | -       | -        | -         | -         | -          | -      |
|                                       | 25th percentile            | -       | -        | -         | -         | -          | -      |
|                                       | Median                     | -       | -        | -         | -         | -          | -      |
|                                       | 75th percentile            | -       | -        | -         | -         | -          | -      |
| <b>Chief Development Officer</b>      | Number                     | 10      | 5        | 2         | 1         | -          | -      |
|                                       | Average Salary             | 90,759  | 105,207  | -         | -         | -          | -      |
|                                       | Median Salary              | 71,162  | 80,000   | -         | -         | -          | -      |
|                                       | Average Salary and Housing | 92,909  | 105,207  | -         | -         | -          | -      |
|                                       | Average Benefits           | 9,938   | 4,387    | -         | -         | -          | -      |
|                                       | Average Pension            | 8,932   | 8,666    | -         | -         | -          | -      |
|                                       | Total Average              | 111,779 | 118,261  | -         | -         | -          | -      |
|                                       | 25th percentile            | 85,982  | 77,024   | -         | -         | -          | -      |
|                                       | Median                     | 94,038  | 90,000   | -         | -         | -          | -      |
| 75th percentile                       | 135,737                    | 91,200  | -        | -         | -         | -          |        |
| <b>Development Professional Staff</b> | Number                     | 4       | 1        | 3         | -         | -          | -      |
|                                       | Average Salary             | 58,287  | -        | 55,320    | -         | -          | -      |
|                                       | Median Salary              | 53,615  | -        | -         | -         | -          | -      |
|                                       | Average Salary and Housing | 58,287  | -        | 55,320    | -         | -          | -      |
|                                       | Average Benefits           | 491     | -        | 5,534     | -         | -          | -      |
|                                       | Average Pension            | 2,744   | -        | 5,648     | -         | -          | -      |
|                                       | Total Average              | 61,522  | -        | 66,502    | -         | -          | -      |
|                                       | 25th percentile            | 42,400  | -        | -         | -         | -          | -      |
|                                       | Median                     | 58,371  | -        | -         | -         | -          | -      |
| 75th percentile                       | 59,168                     | -       | -        | -         | -         | -          |        |
| <b>Chief Financial Officer</b>        | Number                     | 18      | 4        | 3         | 1         | -          | -      |
|                                       | Average Salary             | 87,569  | 127,221  | 88,232    | -         | -          | -      |
|                                       | Median Salary              | 82,562  | 86,436   | -         | -         | -          | -      |
|                                       | Average Salary and Housing | 88,763  | 127,221  | 88,232    | -         | -          | -      |
|                                       | Average Benefits           | 8,049   | 7,833    | 9,439     | -         | -          | -      |
|                                       | Average Pension            | 6,861   | 13,246   | 6,124     | -         | -          | -      |
|                                       | Total Average              | 103,674 | 148,301  | 103,796   | -         | -          | -      |
|                                       | 25th percentile            | 80,812  | 91,200   | -         | -         | -          | -      |
|                                       | Median                     | 97,821  | 92,015   | -         | -         | -          | -      |
| 75th percentile                       | 116,600                    | 127,495 | -        | -         | -         | -          |        |

**Table 3.10-C Total Compensation of Administrators and Full-Time Faculty by Full-Time Equivalent Enrollment  
Canada**

|                                       |                            | < 75    | 75 - 150 | 151 - 300 | 301 - 500 | 501 - 1000 | > 1000 |
|---------------------------------------|----------------------------|---------|----------|-----------|-----------|------------|--------|
| <b>Dean of Students</b>               | Number                     | 9       | 2        | 1         | 1         | -          | -      |
|                                       | Average Salary             | 76,966  | -        | -         | -         | -          | -      |
|                                       | Median Salary              | 64,665  | -        | -         | -         | -          | -      |
|                                       | Average Salary and Housing | 82,799  | -        | -         | -         | -          | -      |
|                                       | Average Benefits           | 8,719   | -        | -         | -         | -          | -      |
|                                       | Average Pension            | 4,855   | -        | -         | -         | -          | -      |
|                                       | Total Average              | 96,374  | -        | -         | -         | -          | -      |
|                                       | 25th percentile            | 52,690  | -        | -         | -         | -          | -      |
|                                       | Median                     | 100,795 | -        | -         | -         | -          | -      |
|                                       | 75th percentile            | 130,716 | -        | -         | -         | -          | -      |
| <b>Director of Student Services</b>   | Number                     | 4       | 3        | 2         | -         | -          | -      |
|                                       | Average Salary             | 65,664  | 42,915   | -         | -         | -          | -      |
|                                       | Median Salary              | 63,423  | -        | -         | -         | -          | -      |
|                                       | Average Salary and Housing | 65,664  | 42,915   | -         | -         | -          | -      |
|                                       | Average Benefits           | 1,193   | 2,249    | -         | -         | -          | -      |
|                                       | Average Pension            | 3,806   | 2,705    | -         | -         | -          | -      |
|                                       | Total Average              | 70,663  | 47,869   | -         | -         | -          | -      |
|                                       | 25th percentile            | 50,880  | -        | -         | -         | -          | -      |
|                                       | Median                     | 67,485  | -        | -         | -         | -          | -      |
|                                       | 75th percentile            | 74,677  | -        | -         | -         | -          | -      |
| <b>Director of Graduate Studies</b>   | Number                     | 1       | 2        | 3         | -         | -          | -      |
|                                       | Average Salary             | -       | -        | 98,087    | -         | -          | -      |
|                                       | Median Salary              | -       | -        | -         | -         | -          | -      |
|                                       | Average Salary and Housing | -       | -        | 98,087    | -         | -          | -      |
|                                       | Average Benefits           | -       | -        | 9,583     | -         | -          | -      |
|                                       | Average Pension            | -       | -        | 11,672    | -         | -          | -      |
|                                       | Total Average              | -       | -        | 119,343   | -         | -          | -      |
|                                       | 25th percentile            | -       | -        | -         | -         | -          | -      |
|                                       | Median                     | -       | -        | -         | -         | -          | -      |
|                                       | 75th percentile            | -       | -        | -         | -         | -          | -      |
| <b>Director of Doctor of Ministry</b> | Number                     | 4       | 2        | 1         | 1         | -          | -      |
|                                       | Average Salary             | 62,944  | -        | -         | -         | -          | -      |
|                                       | Median Salary              | 56,800  | -        | -         | -         | -          | -      |
|                                       | Average Salary and Housing | 62,944  | -        | -         | -         | -          | -      |
|                                       | Average Benefits           | 2,566   | -        | -         | -         | -          | -      |
|                                       | Average Pension            | 4,651   | -        | -         | -         | -          | -      |
|                                       | Total Average              | 70,161  | -        | -         | -         | -          | -      |
|                                       | 25th percentile            | 31,073  | -        | -         | -         | -          | -      |
|                                       | Median                     | 56,800  | -        | -         | -         | -          | -      |
|                                       | 75th percentile            | 84,659  | -        | -         | -         | -          | -      |

**Table 3.10-C Total Compensation of Administrators and Full-Time Faculty by Full-Time Equivalent Enrollment  
Canada**

|                                         |                            | < 75    | 75 - 150 | 151 - 300 | 301 - 500 | 501 - 1000 | > 1000 |
|-----------------------------------------|----------------------------|---------|----------|-----------|-----------|------------|--------|
| <b>Director of Field Education</b>      | Number                     | 11      | 1        | 2         | 1         | -          | -      |
|                                         | Average Salary             | 72,709  | -        | -         | -         | -          | -      |
|                                         | Median Salary              | 75,211  | -        | -         | -         | -          | -      |
|                                         | Average Salary and Housing | 76,027  | -        | -         | -         | -          | -      |
|                                         | Average Benefits           | 6,512   | -        | -         | -         | -          | -      |
|                                         | Average Pension            | 4,604   | -        | -         | -         | -          | -      |
|                                         | Total Average              | 87,144  | -        | -         | -         | -          | -      |
|                                         | 25th percentile            | 74,788  | -        | -         | -         | -          | -      |
|                                         | Median                     | 91,262  | -        | -         | -         | -          | -      |
|                                         | 75th percentile            | 101,044 | -        | -         | -         | -          | -      |
| <b>Director of Continuing Education</b> | Number                     | 2       | 2        | -         | -         | -          | -      |
|                                         | Average Salary             | -       | -        | -         | -         | -          | -      |
|                                         | Median Salary              | -       | -        | -         | -         | -          | -      |
|                                         | Average Salary and Housing | -       | -        | -         | -         | -          | -      |
|                                         | Average Benefits           | -       | -        | -         | -         | -          | -      |
|                                         | Average Pension            | -       | -        | -         | -         | -          | -      |
|                                         | Total Average              | -       | -        | -         | -         | -          | -      |
|                                         | 25th percentile            | -       | -        | -         | -         | -          | -      |
|                                         | Median                     | -       | -        | -         | -         | -          | -      |
|                                         | 75th percentile            | -       | -        | -         | -         | -          | -      |
| <b>Director of Formation</b>            | Number                     | 7       | 3        | -         | -         | -          | -      |
|                                         | Average Salary             | 63,465  | 63,192   | -         | -         | -          | -      |
|                                         | Median Salary              | 68,380  | -        | -         | -         | -          | -      |
|                                         | Average Salary and Housing | 67,579  | 63,192   | -         | -         | -          | -      |
|                                         | Average Benefits           | 3,682   | 6,210    | -         | -         | -          | -      |
|                                         | Average Pension            | 5,733   | 4,824    | -         | -         | -          | -      |
|                                         | Total Average              | 76,996  | 74,227   | -         | -         | -          | -      |
|                                         | 25th percentile            | 52,690  | -        | -         | -         | -          | -      |
|                                         | Median                     | 87,115  | -        | -         | -         | -          | -      |
|                                         | 75th percentile            | 87,115  | -        | -         | -         | -          | -      |
| <b>Head Librarian - Admin./Faculty</b>  | Number                     | 11      | 3        | 2         | 1         | -          | -      |
|                                         | Average Salary             | 77,764  | 85,760   | -         | -         | -          | -      |
|                                         | Median Salary              | 73,192  | -        | -         | -         | -          | -      |
|                                         | Average Salary and Housing | 81,173  | 85,760   | -         | -         | -          | -      |
|                                         | Average Benefits           | 8,769   | 5,274    | -         | -         | -          | -      |
|                                         | Average Pension            | 6,736   | 10,737   | -         | -         | -          | -      |
|                                         | Total Average              | 96,679  | 101,771  | -         | -         | -          | -      |
|                                         | 25th percentile            | 79,600  | -        | -         | -         | -          | -      |
|                                         | Median                     | 85,446  | -        | -         | -         | -          | -      |
|                                         | 75th percentile            | 100,684 | -        | -         | -         | -          | -      |

**Table 3.10-C Total Compensation of Administrators and Full-Time Faculty by Full-Time Equivalent Enrollment  
Canada**

|                                         |                            | < 75   | 75 - 150 | 151 - 300 | 301 - 500 | 501 - 1000 | > 1000 |
|-----------------------------------------|----------------------------|--------|----------|-----------|-----------|------------|--------|
| <b>Librarian<br/>Professional Staff</b> | Number                     | 8      | 3        | 1         | -         | -          | -      |
|                                         | Average Salary             | 54,114 | 104,595  | -         | -         | -          | -      |
|                                         | Median Salary              | 41,989 | -        | -         | -         | -          | -      |
|                                         | Average Salary and Housing | 54,114 | 104,595  | -         | -         | -          | -      |
|                                         | Average Benefits           | 6,225  | 7,363    | -         | -         | -          | -      |
|                                         | Average Pension            | 2,492  | 16,155   | -         | -         | -          | -      |
|                                         | Total Average              | 62,832 | 128,115  | -         | -         | -          | -      |
|                                         | 25th percentile            | 26,000 | -        | -         | -         | -          | -      |
|                                         | Median                     | 54,683 | -        | -         | -         | -          | -      |
| 75th percentile                         | 87,764                     | -      | -        | -         | -         | -          |        |
| <b>Information<br/>Systems Manager</b>  | Number                     | 7      | 1        | 2         | 1         | -          | -      |
|                                         | Average Salary             | 69,402 | -        | -         | -         | -          | -      |
|                                         | Median Salary              | 66,856 | -        | -         | -         | -          | -      |
|                                         | Average Salary and Housing | 72,473 | -        | -         | -         | -          | -      |
|                                         | Average Benefits           | 9,196  | -        | -         | -         | -          | -      |
|                                         | Average Pension            | 2,303  | -        | -         | -         | -          | -      |
|                                         | Total Average              | 83,973 | -        | -         | -         | -          | -      |
|                                         | 25th percentile            | 64,911 | -        | -         | -         | -          | -      |
|                                         | Median                     | 81,655 | -        | -         | -         | -          | -      |
| 75th percentile                         | 101,161                    | -      | -        | -         | -         | -          |        |
| <b>Admissions<br/>Officer</b>           | Number                     | 11     | 3        | 3         | 1         | -          | -      |
|                                         | Average Salary             | 56,183 | 51,681   | 80,611    | -         | -          | -      |
|                                         | Median Salary              | 54,546 | -        | -         | -         | -          | -      |
|                                         | Average Salary and Housing | 57,638 | 51,681   | 80,611    | -         | -          | -      |
|                                         | Average Benefits           | 5,823  | 2,795    | 10,774    | -         | -          | -      |
|                                         | Average Pension            | 4,317  | 5,670    | 4,622     | -         | -          | -      |
|                                         | Total Average              | 67,779 | 60,146   | 96,008    | -         | -          | -      |
|                                         | 25th percentile            | 52,714 | -        | -         | -         | -          | -      |
|                                         | Median                     | 68,370 | -        | -         | -         | -          | -      |
| 75th percentile                         | 71,025                     | -      | -        | -         | -         | -          |        |
| <b>Recruitment<br/>Officer</b>          | Number                     | 7      | 3        | 1         | -         | -          | -      |
|                                         | Average Salary             | 58,716 | 64,009   | -         | -         | -          | -      |
|                                         | Median Salary              | 54,427 | -        | -         | -         | -          | -      |
|                                         | Average Salary and Housing | 64,073 | 64,009   | -         | -         | -          | -      |
|                                         | Average Benefits           | 7,255  | 4,517    | -         | -         | -          | -      |
|                                         | Average Pension            | 7,784  | 6,230    | -         | -         | -          | -      |
|                                         | Total Average              | 79,113 | 74,757   | -         | -         | -          | -      |
|                                         | 25th percentile            | 50,880 | -        | -         | -         | -          | -      |
|                                         | Median                     | 85,847 | -        | -         | -         | -          | -      |
| 75th percentile                         | 89,617                     | -      | -        | -         | -         | -          |        |



**Table 3.10-C Total Compensation of Administrators and Full-Time Faculty by Full-Time Equivalent Enrollment  
Canada**

|                            |                            | < 75    | 75 - 150 | 151 - 300 | 301 - 500 | 501 - 1000 | > 1000 |
|----------------------------|----------------------------|---------|----------|-----------|-----------|------------|--------|
| <b>Registrar</b>           | Number                     | 23      | 6        | 4         | 1         | -          | -      |
|                            | Average Salary             | 75,391  | 85,596   | 83,027    | -         | -          | -      |
|                            | Median Salary              | 64,665  | 66,254   | 79,560    | -         | -          | -      |
|                            | Average Salary and Housing | 76,739  | 85,596   | 83,027    | -         | -          | -      |
|                            | Average Benefits           | 6,168   | 6,731    | 10,340    | -         | -          | -      |
|                            | Average Pension            | 4,888   | 10,485   | 5,680     | -         | -          | -      |
|                            | Total Average              | 87,796  | 102,814  | 99,047    | -         | -          | -      |
|                            | 25th percentile            | 60,000  | 75,468   | 69,121    | -         | -          | -      |
|                            | Median                     | 74,929  | 76,176   | 93,101    | -         | -          | -      |
|                            | 75th percentile            | 100,342 | 121,963  | 94,912    | -         | -          | -      |
| <b>Alumni Officer</b>      | Number                     | 1       | -        | -         | -         | -          | -      |
|                            | Average Salary             | -       | -        | -         | -         | -          | -      |
|                            | Median Salary              | -       | -        | -         | -         | -          | -      |
|                            | Average Salary and Housing | -       | -        | -         | -         | -          | -      |
|                            | Average Benefits           | -       | -        | -         | -         | -          | -      |
|                            | Average Pension            | -       | -        | -         | -         | -          | -      |
|                            | Total Average              | -       | -        | -         | -         | -          | -      |
|                            | 25th percentile            | -       | -        | -         | -         | -          | -      |
|                            | Median                     | -       | -        | -         | -         | -          | -      |
|                            | 75th percentile            | -       | -        | -         | -         | -          | -      |
| <b>Professor</b>           | Number                     | 51      | 11       | 20        | 3         | -          | -      |
|                            | Average Salary             | 109,366 | 122,536  | 97,096    | 84,779    | -          | -      |
|                            | Median Salary              | 109,882 | 105,179  | 113,808   | -         | -          | -      |
|                            | Average Salary and Housing | 112,302 | 122,536  | 99,721    | 84,779    | -          | -      |
|                            | Average Benefits           | 7,031   | 7,846    | 11,447    | 1,525     | -          | -      |
|                            | Average Pension            | 4,320   | 13,560   | 6,037     | 2,689     | -          | -      |
|                            | Total Average              | 123,653 | 143,943  | 117,206   | 88,994    | -          | -      |
|                            | 25th percentile            | 98,791  | 91,424   | 94,951    | -         | -          | -      |
|                            | Median                     | 132,112 | 117,532  | 134,296   | -         | -          | -      |
|                            | 75th percentile            | 144,687 | 187,610  | 139,778   | -         | -          | -      |
| <b>Associate Professor</b> | Number                     | 45      | 24       | 13        | 12        | -          | -      |
|                            | Average Salary             | 93,917  | 107,417  | 80,318    | 75,809    | -          | -      |
|                            | Median Salary              | 93,797  | 105,860  | 76,058    | 78,221    | -          | -      |
|                            | Average Salary and Housing | 94,433  | 108,917  | 81,471    | 75,809    | -          | -      |
|                            | Average Benefits           | 2,913   | 7,782    | 12,712    | 2,325     | -          | -      |
|                            | Average Pension            | 4,953   | 13,711   | 3,656     | 3,401     | -          | -      |
|                            | Total Average              | 102,300 | 130,411  | 97,840    | 81,536    | -          | -      |
|                            | 25th percentile            | 89,048  | 67,032   | 81,995    | 76,853    | -          | -      |
|                            | Median                     | 101,044 | 125,593  | 99,997    | 84,674    | -          | -      |
|                            | 75th percentile            | 113,913 | 170,266  | 113,515   | 87,665    | -          | -      |

**Table 3.10-C Total Compensation of Administrators and Full-Time Faculty by Full-Time Equivalent Enrollment  
Canada**

|                            |                            | < 75    | 75 - 150 | 151 - 300 | 301 - 500 | 501 - 1000 | > 1000 |
|----------------------------|----------------------------|---------|----------|-----------|-----------|------------|--------|
| <b>Assistant Professor</b> | Number                     | 26      | 20       | 7         | 5         | -          | -      |
|                            | Average Salary             | 79,845  | 65,404   | 72,341    | 62,376    | -          | -      |
|                            | Median Salary              | 72,638  | 59,109   | 79,213    | 64,868    | -          | -      |
|                            | Average Salary and Housing | 82,056  | 65,404   | 73,412    | 62,376    | -          | -      |
|                            | Average Benefits           | 5,132   | 5,328    | 7,731     | 2,542     | -          | -      |
|                            | Average Pension            | 5,723   | 6,169    | 5,987     | 3,118     | -          | -      |
|                            | Total Average              | 92,912  | 76,903   | 87,130    | 68,036    | -          | -      |
|                            | 25th percentile            | 78,794  | 52,256   | 56,725    | 54,163    | -          | -      |
|                            | Median                     | 87,115  | 68,034   | 98,071    | 70,653    | -          | -      |
|                            | 75th percentile            | 92,882  | 93,493   | 105,242   | 74,060    | -          | -      |
| <b>Non-Ranked Faculty</b>  | Number                     | 5       | 3        | -         | -         | -          | -      |
|                            | Average Salary             | 88,463  | 115,174  | -         | -         | -          | -      |
|                            | Median Salary              | 88,463  | -        | -         | -         | -          | -      |
|                            | Average Salary and Housing | 88,463  | 115,174  | -         | -         | -          | -      |
|                            | Average Benefits           | 4,969   | 9,180    | -         | -         | -          | -      |
|                            | Average Pension            | 5,607   | 16,390   | -         | -         | -          | -      |
|                            | Total Average              | 99,040  | 140,745  | -         | -         | -          | -      |
|                            | 25th percentile            | 96,475  | -        | -         | -         | -          | -      |
|                            | Median                     | 98,444  | -        | -         | -         | -          | -      |
|                            | 75th percentile            | 101,668 | -        | -         | -         | -          | -      |

**Table 3.11 Total Compensation of Administrators and Full-Time Faculty by Country - All Member Schools**

| <b>Title</b>               | <b>United States</b>                     | <b>Canada</b> | <b>United States</b>                  | <b>Canada</b> |
|----------------------------|------------------------------------------|---------------|---------------------------------------|---------------|
|                            | <b>Academic Dean - Other</b>             |               | <b>Chief Development Officer</b>      |               |
| Number                     | 141                                      | 9             | 110                                   | 18            |
| Average Salary             | 85,784                                   | 58,768        | 108,790                               | 77,165        |
| Median Salary              | 85,000                                   | 61,456        | 105,000                               | 63,076        |
| Average Salary and Housing | 87,615                                   | 58,768        | 112,174                               | 78,073        |
| Average Benefits           | 13,911                                   | 3,858         | 13,365                                | 6,055         |
| Average Pension            | 7,408                                    | 3,108         | 9,591                                 | 6,988         |
| Total Average              | 108,935                                  | 65,736        | 135,132                               | 91,117        |
| 25th percentile            | 91,284                                   | 37,020        | 91,159                                | 65,346        |
| Median                     | 105,070                                  | 67,525        | 128,985                               | 71,468        |
| 75th percentile            | 126,444                                  | 75,575        | 173,194                               | 103,160       |
|                            | <b>Academic VP/Academic Dean</b>         |               | <b>Chief Financial Officer</b>        |               |
| Number                     | 222                                      | 36            | 139                                   | 26            |
| Average Salary             | 97,731                                   | 76,157        | 108,498                               | 72,136        |
| Median Salary              | 95,000                                   | 76,000        | 103,988                               | 65,691        |
| Average Salary and Housing | 101,891                                  | 77,744        | 110,517                               | 72,764        |
| Average Benefits           | 13,305                                   | 5,103         | 12,666                                | 6,086         |
| Average Pension            | 7,088                                    | 4,849         | 9,121                                 | 5,868         |
| Total Average              | 122,285                                  | 87,697        | 132,305                               | 84,720        |
| 25th percentile            | 91,517                                   | 67,320        | 92,266                                | 62,811        |
| Median                     | 115,796                                  | 86,239        | 125,606                               | 76,551        |
| 75th percentile            | 147,494                                  | 100,560       | 166,937                               | 96,896        |
|                            | <b>Chief Executive Officer</b>           |               | <b>Development Professional Staff</b> |               |
| Number                     | 216                                      | 34            | 172                                   | 8             |
| Average Salary             | 152,414                                  | 98,004        | 75,156                                | 50,208        |
| Median Salary              | 138,939                                  | 88,935        | 70,200                                | 43,411        |
| Average Salary and Housing | 160,855                                  | 101,763       | 75,620                                | 50,208        |
| Average Benefits           | 15,882                                   | 6,998         | 12,431                                | 2,587         |
| Average Pension            | 12,024                                   | 6,648         | 6,899                                 | 4,779         |
| Total Average              | 188,762                                  | 115,410       | 94,950                                | 57,575        |
| 25th percentile            | 111,837                                  | 87,270        | 71,785                                | 37,081        |
| Median                     | 167,527                                  | 105,015       | 89,865                                | 44,968        |
| 75th percentile            | 251,097                                  | 123,015       | 107,175                               | 59,144        |
|                            | <b>Vice President for Administration</b> |               | <b>Executive Vice President</b>       |               |
| Number                     | 87                                       | 13            | 41                                    | 2             |
| Average Salary             | 105,969                                  | 76,514        | 132,697                               | 95,752        |
| Median Salary              | 100,000                                  | 75,705        | 126,102                               | -             |
| Average Salary and Housing | 108,000                                  | 76,935        | 134,841                               | 98,488        |
| Average Benefits           | 13,786                                   | 5,558         | 14,834                                | 6,548         |
| Average Pension            | 8,927                                    | 5,886         | 12,515                                | 11,735        |
| Total Average              | 130,714                                  | 88,380        | 162,190                               | 116,772       |
| 25th percentile            | 99,531                                   | 61,480        | 122,785                               | -             |
| Median                     | 124,906                                  | 82,513        | 164,563                               | -             |
| 75th percentile            | 157,590                                  | 96,896        | 190,364                               | -             |

All figures in U.S. dollars

**Table 3.11 Total Compensation of Administrators and Full-Time Faculty by Country - All Member Schools**

| <b>Title</b>               | <b>United States</b>                  | <b>Canada</b> | <b>United States</b>                    | <b>Canada</b> |
|----------------------------|---------------------------------------|---------------|-----------------------------------------|---------------|
|                            | <b>Dean of Students</b>               |               | <b>Director of Continuing Education</b> |               |
| Number                     | 108                                   | 13            | 39                                      | 4             |
| Average Salary             | 76,137                                | 63,156        | 78,282                                  | 76,832        |
| Median Salary              | 71,750                                | 49,145        | 73,248                                  | 73,840        |
| Average Salary and Housing | 80,849                                | 66,663        | 79,887                                  | 76,832        |
| Average Benefits           | 13,652                                | 5,735         | 15,824                                  | 3,206         |
| Average Pension            | 7,001                                 | 5,346         | 6,442                                   | 3,868         |
| Total Average              | 101,503                               | 77,745        | 102,154                                 | 83,907        |
| 25th percentile            | 80,006                                | 41,381        | 81,346                                  | 76,793        |
| Median                     | 98,687                                | 76,604        | 100,869                                 | 77,439        |
| 75th percentile            | 115,666                               | 99,344        | 123,975                                 | 89,324        |
|                            | <b>Director of Doctor of Ministry</b> |               | <b>Director of Field Education</b>      |               |
| Number                     | 85                                    | 8             | 110                                     | 15            |
| Average Salary             | 73,524                                | 45,781        | 69,020                                  | 56,849        |
| Median Salary              | 73,000                                | 46,360        | 70,000                                  | 57,304        |
| Average Salary and Housing | 76,061                                | 45,781        | 70,306                                  | 58,699        |
| Average Benefits           | 11,566                                | 2,097         | 10,723                                  | 5,578         |
| Average Pension            | 5,367                                 | 2,758         | 5,447                                   | 3,663         |
| Total Average              | 92,995                                | 50,636        | 86,477                                  | 67,940        |
| 25th percentile            | 69,826                                | 23,615        | 68,714                                  | 56,838        |
| Median                     | 95,048                                | 52,850        | 86,165                                  | 69,359        |
| 75th percentile            | 112,906                               | 64,340        | 104,887                                 | 76,793        |
|                            | <b>Director of Graduate Studies</b>   |               | <b>Director of Formation</b>            |               |
| Number                     | 56                                    | 6             | 105                                     | 10            |
| Average Salary             | 73,976                                | 79,606        | 66,947                                  | 48,171        |
| Median Salary              | 72,420                                | 70,491        | 64,065                                  | 51,054        |
| Average Salary and Housing | 79,267                                | 79,606        | 71,520                                  | 50,360        |
| Average Benefits           | 12,351                                | 7,226         | 13,328                                  | 3,375         |
| Average Pension            | 4,561                                 | 10,816        | 6,513                                   | 4,150         |
| Total Average              | 96,180                                | 97,649        | 91,363                                  | 57,885        |
| 25th percentile            | 74,861                                | 77,733        | 73,545                                  | 40,044        |
| Median                     | 92,846                                | 86,936        | 88,394                                  | 62,847        |
| 75th percentile            | 113,487                               | 126,805       | 112,634                                 | 66,207        |
|                            | <b>Director of Student Services</b>   |               | <b>Head Librarian - Admin./Faculty</b>  |               |
| Number                     | 73                                    | 9             | 121                                     | 17            |
| Average Salary             | 65,168                                | 47,003        | 68,635                                  | 60,619        |
| Median Salary              | 61,227                                | 48,201        | 66,950                                  | 56,608        |
| Average Salary and Housing | 67,321                                | 47,003        | 70,829                                  | 62,630        |
| Average Benefits           | 11,700                                | 2,193         | 12,739                                  | 5,700         |
| Average Pension            | 4,853                                 | 2,583         | 5,803                                   | 5,676         |
| Total Average              | 83,875                                | 51,780        | 89,372                                  | 74,007        |
| 25th percentile            | 63,954                                | 32,490        | 70,539                                  | 54,121        |
| Median                     | 84,755                                | 51,289        | 86,321                                  | 66,428        |
| 75th percentile            | 101,673                               | 65,046        | 106,852                                 | 76,604        |

All figures in U.S. dollars

**Table 3.11 Total Compensation of Administrators and Full-Time Faculty by Country - All Member Schools**

| <b>Title</b>               | <b>United States</b>                | <b>Canada</b> | <b>United States</b>       | <b>Canada</b> |
|----------------------------|-------------------------------------|---------------|----------------------------|---------------|
|                            | <b>Admissions Officer</b>           |               | <b>Alumni Officer</b>      |               |
| Number                     | 163                                 | 18            | 55                         | 1             |
| Average Salary             | 63,062                              | 47,602        | 64,281                     | -             |
| Median Salary              | 60,607                              | 41,454        | 65,000                     | -             |
| Average Salary and Housing | 64,186                              | 48,277        | 66,368                     | -             |
| Average Benefits           | 10,609                              | 4,531         | 10,026                     | -             |
| Average Pension            | 4,970                               | 3,451         | 6,223                      | -             |
| Total Average              | 79,766                              | 56,259        | 82,618                     | -             |
| 25th percentile            | 58,970                              | 40,062        | 62,320                     | -             |
| Median                     | 80,669                              | 51,961        | 83,679                     | -             |
| 75th percentile            | 97,560                              | 70,600        | 97,294                     | -             |
|                            | <b>Information Systems Manager</b>  |               | <b>Recruitment Officer</b> |               |
| Number                     | 99                                  | 11            | 71                         | 11            |
| Average Salary             | 78,576                              | 54,616        | 62,507                     | 47,161        |
| Median Salary              | 78,000                              | 53,888        | 57,500                     | 51,427        |
| Average Salary and Housing | 79,142                              | 56,102        | 64,685                     | 49,752        |
| Average Benefits           | 13,353                              | 6,138         | 10,549                     | 4,851         |
| Average Pension            | 7,089                               | 2,260         | 5,844                      | 5,710         |
| Total Average              | 99,585                              | 64,501        | 81,078                     | 60,314        |
| 25th percentile            | 79,455                              | 51,295        | 63,612                     | 41,400        |
| Median                     | 96,802                              | 66,427        | 76,818                     | 65,243        |
| 75th percentile            | 120,573                             | 75,487        | 92,756                     | 69,644        |
|                            | <b>Librarian Professional Staff</b> |               | <b>Registrar</b>           |               |
| Number                     | 190                                 | 12            | 157                        | 34            |
| Average Salary             | 56,456                              | 51,017        | 58,977                     | 59,121        |
| Median Salary              | 54,570                              | 43,748        | 58,500                     | 50,353        |
| Average Salary and Housing | 56,650                              | 51,017        | 60,077                     | 59,814        |
| Average Benefits           | 11,124                              | 4,693         | 9,474                      | 5,055         |
| Average Pension            | 5,893                               | 4,692         | 4,748                      | 4,485         |
| Total Average              | 73,669                              | 60,403        | 74,299                     | 69,355        |
| 25th percentile            | 60,650                              | 31,410        | 60,436                     | 49,332        |
| Median                     | 70,433                              | 50,723        | 75,000                     | 57,894        |
| 75th percentile            | 82,618                              | 76,882        | 86,749                     | 76,604        |

*All figures in U.S. dollars*

**Table 3.11 Total Compensation of Administrators and Full-Time Faculty by Country - All Member Schools**

| <b>Title</b>               | <b>United States</b>       | <b>Canada</b> | <b>United States</b>       | <b>Canada</b> |
|----------------------------|----------------------------|---------------|----------------------------|---------------|
|                            | <b>Associate Professor</b> |               | <b>Assistant Professor</b> |               |
| Number                     | 811                        | 94            | 651                        | 58            |
| Average Salary             | 75,245                     | 70,810        | 64,533                     | 55,065        |
| Median Salary              | 73,822                     | 65,188        | 64,733                     | 52,792        |
| Average Salary and Housing | 78,069                     | 71,410        | 66,967                     | 55,916        |
| Average Benefits           | 12,110                     | 4,132         | 11,207                     | 4,020         |
| Average Pension            | 6,030                      | 5,177         | 4,894                      | 4,320         |
| Total Average              | 96,210                     | 80,719        | 83,068                     | 64,258        |
| 25th percentile            | 78,840                     | 64,366        | 69,160                     | 51,705        |
| Median                     | 94,516                     | 75,935        | 83,051                     | 63,273        |
| 75th percentile            | 114,156                    | 90,402        | 97,047                     | 71,155        |
|                            | <b>Professor</b>           |               | <b>Non-Ranked Faculty</b>  |               |
| Number                     | 1,303                      | 85            | 79                         | 8             |
| Average Salary             | 89,559                     | 81,560        | 69,267                     | 74,844        |
| Median Salary              | 83,208                     | 83,510        | 65,000                     | 67,231        |
| Average Salary and Housing | 92,556                     | 83,368        | 71,219                     | 74,844        |
| Average Benefits           | 13,044                     | 6,065         | 11,128                     | 4,976         |
| Average Pension            | 7,283                      | 4,455         | 3,248                      | 7,334         |
| Total Average              | 112,885                    | 93,889        | 85,597                     | 87,156        |
| 25th percentile            | 88,009                     | 72,365        | 59,595                     | 73,321        |
| Median                     | 106,764                    | 97,903        | 80,617                     | 74,817        |
| 75th percentile            | 130,607                    | 108,073       | 104,550                    | 77,267        |

*All figures in U.S. dollars*

**Table 3.12-A Total Compensation of Administrators by Schools' Highest Granted Degree - All Schools**

| <b>Position</b>                          | <b>Ministerial Leadership</b> | <b>Advanced Ministerial Leadership</b> | <b>Advanced Theological Research</b> |         |
|------------------------------------------|-------------------------------|----------------------------------------|--------------------------------------|---------|
| <b>Chief Executive Officer</b>           | Number                        | 103                                    | 59                                   | 72      |
|                                          | Average Salary                | 129,172                                | 142,858                              | 180,803 |
|                                          | Median Salary                 | 112,376                                | 133,000                              | 165,240 |
|                                          | Average Salary and Housing    | 137,852                                | 151,139                              | 187,511 |
|                                          | Average Benefits              | 13,777                                 | 15,647                               | 16,329  |
|                                          | Average Pension               | 8,960                                  | 10,985                               | 17,331  |
|                                          | Total Average                 | 160,589                                | 177,771                              | 221,172 |
|                                          | 25th percentile               | 101,220                                | 114,744                              | 115,565 |
|                                          | Median                        | 140,819                                | 160,000                              | 209,046 |
|                                          | 75th percentile               | 193,785                                | 233,370                              | 295,207 |
| <b>Academic VP/Academic Dean</b>         | Number                        | 108                                    | 60                                   | 74      |
|                                          | Average Salary                | 85,506                                 | 96,149                               | 112,567 |
|                                          | Median Salary                 | 83,350                                 | 95,065                               | 106,316 |
|                                          | Average Salary and Housing    | 88,917                                 | 99,363                               | 118,052 |
|                                          | Average Benefits              | 11,495                                 | 11,359                               | 14,496  |
|                                          | Average Pension               | 6,209                                  | 6,172                                | 9,498   |
|                                          | Total Average                 | 106,621                                | 116,895                              | 142,047 |
|                                          | 25th percentile               | 82,406                                 | 88,541                               | 100,560 |
|                                          | Median                        | 105,237                                | 108,675                              | 137,448 |
|                                          | 75th percentile               | 127,954                                | 134,636                              | 173,473 |
| <b>Academic Dean - Other</b>             | Number                        | 46                                     | 23                                   | 78      |
|                                          | Average Salary                | 73,953                                 | 82,099                               | 90,085  |
|                                          | Median Salary                 | 76,950                                 | 77,197                               | 86,889  |
|                                          | Average Salary and Housing    | 76,709                                 | 82,747                               | 91,579  |
|                                          | Average Benefits              | 11,799                                 | 8,102                                | 15,499  |
|                                          | Average Pension               | 5,609                                  | 5,608                                | 8,788   |
|                                          | Total Average                 | 94,119                                 | 96,458                               | 115,866 |
|                                          | 25th percentile               | 79,516                                 | 68,808                               | 99,545  |
|                                          | Median                        | 93,840                                 | 94,700                               | 111,654 |
|                                          | 75th percentile               | 109,882                                | 111,469                              | 134,034 |
| <b>Vice President for Administration</b> | Number                        | 47                                     | 15                                   | 33      |
|                                          | Average Salary                | 98,537                                 | 101,710                              | 114,695 |
|                                          | Median Salary                 | 90,000                                 | 90,900                               | 111,507 |
|                                          | Average Salary and Housing    | 100,183                                | 102,110                              | 117,271 |
|                                          | Average Benefits              | 13,431                                 | 7,675                                | 14,566  |
|                                          | Average Pension               | 6,964                                  | 9,443                                | 11,508  |
|                                          | Total Average                 | 120,579                                | 119,228                              | 143,345 |
|                                          | 25th percentile               | 92,466                                 | 88,164                               | 94,406  |
|                                          | Median                        | 119,733                                | 110,124                              | 144,959 |
|                                          | 75th percentile               | 146,349                                | 128,370                              | 177,822 |

**Table 3.12-A Total Compensation of Administrators by Schools' Highest Granted Degree - All Schools**

| <b>Position</b>                       |                            | <b>Ministerial Leadership</b> | <b>Advanced Ministerial Leadership</b> | <b>Advanced Theological Research</b> |
|---------------------------------------|----------------------------|-------------------------------|----------------------------------------|--------------------------------------|
| <b>Executive Vice President</b>       | Number                     | 23                            | 8                                      | 10                                   |
|                                       | Average Salary             | 116,741                       | 137,558                                | 158,947                              |
|                                       | Median Salary              | 120,150                       | 113,395                                | 139,536                              |
|                                       | Average Salary and Housing | 117,879                       | -                                      | 165,666                              |
|                                       | Average Benefits           | 14,897                        | 11,971                                 | 16,063                               |
|                                       | Average Pension            | 9,637                         | 16,326                                 | 18,432                               |
|                                       | Total Average              | 142,414                       | 165,856                                | 200,161                              |
|                                       | 25th percentile            | 84,350                        | 114,290                                | 164,563                              |
|                                       | Median                     | 153,453                       | 127,487                                | 179,401                              |
| 75th percentile                       | 178,769                    | 192,220                       | 246,388                                |                                      |
| <b>Chief Development Officer</b>      | Number                     | 48                            | 33                                     | 45                                   |
|                                       | Average Salary             | 91,638                        | 98,786                                 | 121,293                              |
|                                       | Median Salary              | 83,803                        | 90,000                                 | 125,000                              |
|                                       | Average Salary and Housing | 94,611                        | 99,941                                 | 125,911                              |
|                                       | Average Benefits           | 11,066                        | 8,984                                  | 15,156                               |
|                                       | Average Pension            | 7,582                         | 8,944                                  | 11,594                               |
|                                       | Total Average              | 113,260                       | 117,870                                | 152,662                              |
|                                       | 25th percentile            | 82,010                        | 78,505                                 | 88,496                               |
|                                       | Median                     | 110,208                       | 109,892                                | 163,802                              |
| 75th percentile                       | 140,006                    | 151,069                       | 192,719                                |                                      |
| <b>Development Professional Staff</b> | Number                     | 50                            | 39                                     | 89                                   |
|                                       | Average Salary             | 67,295                        | 75,336                                 | 77,782                               |
|                                       | Median Salary              | 61,991                        | 61,200                                 | 74,880                               |
|                                       | Average Salary and Housing | 67,655                        | -                                      | 78,477                               |
|                                       | Average Benefits           | 10,637                        | 12,328                                 | 12,629                               |
|                                       | Average Pension            | 7,287                         | 5,547                                  | 7,237                                |
|                                       | Total Average              | 85,579                        | 93,212                                 | 98,343                               |
|                                       | 25th percentile            | 65,475                        | 56,629                                 | 79,768                               |
|                                       | Median                     | 77,415                        | 82,047                                 | 96,405                               |
| 75th percentile                       | 100,791                    | 106,677                       | 111,587                                |                                      |
| <b>Chief Financial Officer</b>        | Number                     | 69                            | 41                                     | 52                                   |
|                                       | Average Salary             | 97,873                        | 98,287                                 | 115,011                              |
|                                       | Median Salary              | 90,225                        | 86,700                                 | 111,507                              |
|                                       | Average Salary and Housing | 98,614                        | 101,673                                | 117,067                              |
|                                       | Average Benefits           | 11,862                        | 10,903                                 | 12,136                               |
|                                       | Average Pension            | 6,990                         | 8,062                                  | 11,683                               |
|                                       | Total Average              | 117,467                       | 120,639                                | 140,887                              |
|                                       | 25th percentile            | 71,815                        | 70,224                                 | 91,377                               |
|                                       | Median                     | 108,172                       | 111,604                                | 128,045                              |
| 75th percentile                       | 152,632                    | 131,577                       | 177,822                                |                                      |



**Table 3.12-A Total Compensation of Administrators by Schools' Highest Granted Degree - All Schools**

| <b>Position</b>                       |                            | <b>Ministerial Leadership</b> | <b>Advanced Ministerial Leadership</b> | <b>Advanced Theological Research</b> |
|---------------------------------------|----------------------------|-------------------------------|----------------------------------------|--------------------------------------|
| <b>Dean of Students</b>               | Number                     | 51                            | 22                                     | 45                                   |
|                                       | Average Salary             | 65,098                        | 72,138                                 | 87,763                               |
|                                       | Median Salary              | 66,110                        | 67,423                                 | 86,410                               |
|                                       | Average Salary and Housing | 71,979                        | 74,354                                 | 90,897                               |
|                                       | Average Benefits           | 12,787                        | 11,933                                 | 13,111                               |
|                                       | Average Pension            | 5,942                         | 6,787                                  | 8,197                                |
|                                       | Total Average              | 90,709                        | 93,075                                 | 112,205                              |
|                                       | 25th percentile            | 75,917                        | 75,713                                 | 82,058                               |
|                                       | Median                     | 93,981                        | 84,734                                 | 110,679                              |
| 75th percentile                       | 107,094                    | 99,558                        | 138,860                                |                                      |
| <b>Director of Student Services</b>   | Number                     | 29                            | 25                                     | 25                                   |
|                                       | Average Salary             | 59,736                        | 61,671                                 | 70,228                               |
|                                       | Median Salary              | 52,580                        | 55,609                                 | 64,481                               |
|                                       | Average Salary and Housing | 63,282                        | 62,604                                 | 71,468                               |
|                                       | Average Benefits           | 10,457                        | 8,849                                  | 12,465                               |
|                                       | Average Pension            | 4,005                         | 4,909                                  | 5,546                                |
|                                       | Total Average              | 77,745                        | 76,364                                 | 89,480                               |
|                                       | 25th percentile            | 55,962                        | 49,807                                 | 69,071                               |
|                                       | Median                     | 72,071                        | 71,876                                 | 86,310                               |
| 75th percentile                       | 105,394                    | 93,122                        | 98,855                                 |                                      |
| <b>Director of Graduate Studies</b>   | Number                     | 12                            | 12                                     | 37                                   |
|                                       | Average Salary             | 61,510                        | 92,788                                 | 70,990                               |
|                                       | Median Salary              | 66,830                        | 82,000                                 | 65,270                               |
|                                       | Average Salary and Housing | 68,108                        | 95,050                                 | 76,125                               |
|                                       | Average Benefits           | 5,273                         | 18,861                                 | 11,437                               |
|                                       | Average Pension            | 3,624                         | 2,522                                  | 6,663                                |
|                                       | Total Average              | 77,006                        | 116,434                                | 94,226                               |
|                                       | 25th percentile            | 54,689                        | 89,824                                 | 73,708                               |
|                                       | Median                     | 82,044                        | 100,329                                | 92,846                               |
| 75th percentile                       | 92,026                     | 150,244                       | 123,858                                |                                      |
| <b>Director of Doctor of Ministry</b> | Number                     | 19                            | 40                                     | 31                                   |
|                                       | Average Salary             | 64,736                        | 75,201                                 | 69,882                               |
|                                       | Median Salary              | 66,640                        | 72,295                                 | 71,240                               |
|                                       | Average Salary and Housing | 65,814                        | 77,654                                 | 73,015                               |
|                                       | Average Benefits           | 9,900                         | 10,725                                 | 10,902                               |
|                                       | Average Pension            | 5,744                         | 4,754                                  | 5,772                                |
|                                       | Total Average              | 81,459                        | 93,133                                 | 89,689                               |
|                                       | 25th percentile            | 50,300                        | 59,466                                 | 65,918                               |
|                                       | Median                     | 89,028                        | 93,761                                 | 94,322                               |
| 75th percentile                       | 100,386                    | 116,200                       | 111,790                                |                                      |

**Table 3.12-A Total Compensation of Administrators by Schools' Highest Granted Degree - All Schools**

| <b>Position</b>                         |                            | <b>Ministerial Leadership</b> | <b>Advanced Ministerial Leadership</b> | <b>Advanced Theological Research</b> |
|-----------------------------------------|----------------------------|-------------------------------|----------------------------------------|--------------------------------------|
| <b>Director of Field Education</b>      | Number                     | 50                            | 29                                     | 44                                   |
|                                         | Average Salary             | 63,780                        | 71,732                                 | 69,634                               |
|                                         | Median Salary              | 64,821                        | 65,000                                 | 65,227                               |
|                                         | Average Salary and Housing | 66,300                        | 72,156                                 | 70,023                               |
|                                         | Average Benefits           | 9,766                         | 12,469                                 | 8,385                                |
|                                         | Average Pension            | 5,188                         | 4,499                                  | 5,903                                |
|                                         | Total Average              | 81,255                        | 89,126                                 | 84,312                               |
|                                         | 25th percentile            | 63,515                        | 64,903                                 | 61,681                               |
|                                         | Median                     | 80,434                        | 87,850                                 | 80,500                               |
| 75th percentile                         | 99,403                     | 104,183                       | 104,887                                |                                      |
| <b>Director of Continuing Education</b> | Number                     | 16                            | 6                                      | 19                                   |
|                                         | Average Salary             | 73,779                        | 62,923                                 | 89,890                               |
|                                         | Median Salary              | 71,663                        | 52,431                                 | 85,284                               |
|                                         | Average Salary and Housing | -                             | -                                      | 92,458                               |
|                                         | Average Benefits           | 15,187                        | 12,892                                 | 14,926                               |
|                                         | Average Pension            | 5,371                         | 6,416                                  | 7,176                                |
|                                         | Total Average              | 94,338                        | 82,233                                 | 114,561                              |
|                                         | 25th percentile            | 78,462                        | 57,353                                 | 82,090                               |
|                                         | Median                     | 88,236                        | 67,907                                 | 113,363                              |
| 75th percentile                         | 100,869                    | 123,975                       | 132,640                                |                                      |
| <b>Director of Formation</b>            | Number                     | 67                            | 15                                     | 30                                   |
|                                         | Average Salary             | 57,018                        | 83,472                                 | 78,059                               |
|                                         | Median Salary              | 52,313                        | 78,637                                 | 80,325                               |
|                                         | Average Salary and Housing | 63,108                        | 86,118                                 | 79,871                               |
|                                         | Average Benefits           | 12,832                        | 12,138                                 | 12,305                               |
|                                         | Average Pension            | 6,523                         | 6,174                                  | 6,523                                |
|                                         | Total Average              | 82,464                        | 104,432                                | 98,700                               |
|                                         | 25th percentile            | 66,207                        | 83,315                                 | 82,260                               |
|                                         | Median                     | 78,400                        | 100,947                                | 97,541                               |
| 75th percentile                         | 92,755                     | 113,052                       | 126,324                                |                                      |
| <b>Head Librarian - Admin./Faculty</b>  | Number                     | 53                            | 31                                     | 49                                   |
|                                         | Average Salary             | 64,295                        | 66,475                                 | 74,219                               |
|                                         | Median Salary              | 65,047                        | 64,140                                 | 67,776                               |
|                                         | Average Salary and Housing | 66,761                        | 67,723                                 | 76,309                               |
|                                         | Average Benefits           | 10,650                        | 9,646                                  | 14,637                               |
|                                         | Average Pension            | 5,036                         | 5,597                                  | 7,130                                |
|                                         | Total Average              | 82,448                        | 82,967                                 | 98,077                               |
|                                         | 25th percentile            | 67,885                        | 61,524                                 | 73,494                               |
|                                         | Median                     | 83,706                        | 78,554                                 | 95,319                               |
| 75th percentile                         | 91,514                     | 94,220                        | 115,842                                |                                      |

**Table 3.12-A Total Compensation of Administrators by Schools' Highest Granted Degree - All Schools**

| Position                            |                            | Ministerial Leadership | Advanced Ministerial Leadership | Advanced Theological Research |
|-------------------------------------|----------------------------|------------------------|---------------------------------|-------------------------------|
| <b>Librarian Professional Staff</b> | Number                     | 54                     | 48                              | 97                            |
|                                     | Average Salary             | 48,229                 | 57,541                          | 60,427                        |
|                                     | Median Salary              | 47,400                 | 58,000                          | 56,710                        |
|                                     | Average Salary and Housing | 48,912                 | -                               | -                             |
|                                     | Average Benefits           | 10,071                 | 11,623                          | 10,836                        |
|                                     | Average Pension            | 4,062                  | 5,976                           | 6,905                         |
|                                     | Total Average              | 63,047                 | 75,141                          | 78,170                        |
|                                     | 25th percentile            | 49,734                 | 63,766                          | 62,201                        |
|                                     | Median                     | 60,719                 | 74,032                          | 71,617                        |
| 75th percentile                     | 74,319                     | 85,738                 | 83,699                          |                               |
| <b>Information Systems Manager</b>  | Number                     | 45                     | 26                              | 36                            |
|                                     | Average Salary             | 66,202                 | 74,330                          | 91,527                        |
|                                     | Median Salary              | 64,300                 | 73,718                          | 85,400                        |
|                                     | Average Salary and Housing | 66,938                 | -                               | 92,616                        |
|                                     | Average Benefits           | 11,556                 | 12,622                          | 14,241                        |
|                                     | Average Pension            | 5,417                  | 6,340                           | 8,835                         |
|                                     | Total Average              | 83,913                 | 93,293                          | 115,693                       |
|                                     | 25th percentile            | 61,393                 | 77,600                          | 90,545                        |
|                                     | Median                     | 80,506                 | 86,130                          | 109,618                       |
| 75th percentile                     | 100,949                    | 109,399                | 135,643                         |                               |
| <b>Admissions Officer</b>           | Number                     | 68                     | 44                              | 64                            |
|                                     | Average Salary             | 56,301                 | 59,262                          | 70,668                        |
|                                     | Median Salary              | 50,450                 | 52,920                          | 67,000                        |
|                                     | Average Salary and Housing | 58,636                 | 59,657                          | 70,968                        |
|                                     | Average Benefits           | 10,576                 | 8,377                           | 10,950                        |
|                                     | Average Pension            | 4,469                  | 4,641                           | 5,690                         |
|                                     | Total Average              | 73,683                 | 72,676                          | 87,609                        |
|                                     | 25th percentile            | 52,211                 | 47,756                          | 68,784                        |
|                                     | Median                     | 74,342                 | 67,579                          | 87,576                        |
| 75th percentile                     | 92,756                     | 86,986                 | 104,833                         |                               |
| <b>Recruitment Officer</b>          | Number                     | 36                     | 20                              | 23                            |
|                                     | Average Salary             | 58,968                 | 55,988                          | 68,837                        |
|                                     | Median Salary              | 57,255                 | 53,892                          | 62,000                        |
|                                     | Average Salary and Housing | 62,804                 | -                               | 70,194                        |
|                                     | Average Benefits           | 11,487                 | 7,933                           | 8,457                         |
|                                     | Average Pension            | 6,718                  | 3,852                           | 6,713                         |
|                                     | Total Average              | 81,009                 | 67,775                          | 85,364                        |
|                                     | 25th percentile            | 63,612                 | 49,999                          | 65,243                        |
|                                     | Median                     | 80,865                 | 62,956                          | 75,596                        |
| 75th percentile                     | 94,971                     | 73,604                 | 89,307                          |                               |

**Table 3.12-A Total Compensation of Administrators by Schools' Highest Granted Degree - All Schools**

| <b>Position</b>       |                            | <b>Ministerial Leadership</b> | <b>Advanced Ministerial Leadership</b> | <b>Advanced Theological Research</b> |
|-----------------------|----------------------------|-------------------------------|----------------------------------------|--------------------------------------|
| <b>Registrar</b>      | Number                     | 81                            | 43                                     | 60                                   |
|                       | Average Salary             | 57,174                        | 56,455                                 | 64,289                               |
|                       | Median Salary              | 54,736                        | 59,000                                 | 60,465                               |
|                       | Average Salary and Housing | 58,523                        | -                                      | 65,508                               |
|                       | Average Benefits           | 8,470                         | 7,884                                  | 9,976                                |
|                       | Average Pension            | 4,379                         | 4,359                                  | 5,856                                |
|                       | Total Average              | 71,373                        | 68,698                                 | 81,341                               |
|                       | 25th percentile            | 57,823                        | 57,355                                 | 66,107                               |
|                       | Median                     | 70,756                        | 71,839                                 | 80,569                               |
| 75th percentile       | 78,997                     | 84,623                        | 91,284                                 |                                      |
| <b>Alumni Officer</b> | Number                     | 13                            | 19                                     | 22                                   |
|                       | Average Salary             | 57,458                        | 60,549                                 | 71,692                               |
|                       | Median Salary              | 57,035                        | 52,000                                 | 68,340                               |
|                       | Average Salary and Housing | 61,320                        | -                                      | 74,626                               |
|                       | Average Benefits           | 8,034                         | 9,860                                  | 10,831                               |
|                       | Average Pension            | 4,521                         | 5,700                                  | 8,064                                |
|                       | Total Average              | 73,876                        | 76,110                                 | 93,522                               |
|                       | 25th percentile            | 49,148                        | 56,739                                 | 82,090                               |
|                       | Median                     | 79,323                        | 64,825                                 | 87,495                               |
| 75th percentile       | 88,297                     | 85,728                        | 102,447                                |                                      |

**Table 3.12-B Total Compensation of Administrators by Schools' Highest Granted Degree - United States**

| <b>Position</b>                          | <b>Ministerial Leadership</b> | <b>Advanced Ministerial Leadership</b> | <b>Advanced Theological Research</b> |
|------------------------------------------|-------------------------------|----------------------------------------|--------------------------------------|
| <b>Chief Executive Officer</b>           |                               |                                        |                                      |
| Number                                   | 88                            | 54                                     | 61                                   |
| Average Salary                           | 134,760                       | 146,335                                | 194,392                              |
| Median Salary                            | 131,300                       | 135,000                                | 185,000                              |
| Average Salary and Housing               | 143,726                       | 155,382                                | 201,936                              |
| Average Benefits                         | 14,838                        | 16,179                                 | 18,040                               |
| Average Pension                          | 9,373                         | 11,529                                 | 18,776                               |
| Total Average                            | 167,938                       | 183,091                                | 238,753                              |
| 25th percentile                          | 104,674                       | 119,000                                | 124,421                              |
| Median                                   | 154,912                       | 160,100                                | 227,100                              |
| 75th percentile                          | 211,406                       | 244,748                                | 305,337                              |
| <b>Academic VP/Academic Dean</b>         |                               |                                        |                                      |
| Number                                   | 92                            | 55                                     | 62                                   |
| Average Salary                           | 88,437                        | 98,973                                 | 116,049                              |
| Median Salary                            | 84,117                        | 99,747                                 | 110,513                              |
| Average Salary and Housing               | 91,819                        | 102,479                                | 122,595                              |
| Average Benefits                         | 12,669                        | 11,787                                 | 16,099                               |
| Average Pension                          | 6,608                         | 6,486                                  | 9,749                                |
| Total Average                            | 111,097                       | 120,753                                | 148,444                              |
| 25th percentile                          | 88,783                        | 91,841                                 | 111,743                              |
| Median                                   | 111,180                       | 110,156                                | 140,649                              |
| 75th percentile                          | 130,020                       | 135,931                                | 175,461                              |
| <b>Academic Dean - Other</b>             |                               |                                        |                                      |
| Number                                   | 39                            | 22                                     | 77                                   |
| Average Salary                           | 76,604                        | 83,413                                 | 90,457                               |
| Median Salary                            | 81,632                        | 77,197                                 | 88,434                               |
| Average Salary and Housing               | 79,855                        | 84,090                                 | 91,970                               |
| Average Benefits                         | 13,167                        | 8,470                                  | 15,629                               |
| Average Pension                          | 6,202                         | 5,718                                  | 8,789                                |
| Total Average                            | 99,226                        | 98,279                                 | 116,390                              |
| 25th percentile                          | 81,537                        | 74,640                                 | 99,545                               |
| Median                                   | 100,609                       | 94,700                                 | 112,127                              |
| 75th percentile                          | 109,882                       | 112,216                                | 134,034                              |
| <b>Vice President for Administration</b> |                               |                                        |                                      |
| Number                                   | 42                            | 14                                     | 26                                   |
| Average Salary                           | 102,667                       | 103,003                                | 122,809                              |
| Median Salary                            | 91,504                        | 90,900                                 | 124,200                              |
| Average Salary and Housing               | 104,379                       | 103,432                                | 126,078                              |
| Average Benefits                         | 14,475                        | 8,223                                  | 16,605                               |
| Average Pension                          | 7,259                         | 9,759                                  | 12,719                               |
| Total Average                            | 126,115                       | 121,415                                | 155,403                              |
| 25th percentile                          | 104,266                       | 88,164                                 | 104,281                              |
| Median                                   | 123,193                       | 110,124                                | 147,388                              |
| 75th percentile                          | 149,748                       | 132,500                                | 181,713                              |

**Table 3.12-B Total Compensation of Administrators by Schools' Highest Granted Degree - United States**

| <b>Position</b>                       |                            | <b>Ministerial Leadership</b> | <b>Advanced Ministerial Leadership</b> | <b>Advanced Theological Research</b> |
|---------------------------------------|----------------------------|-------------------------------|----------------------------------------|--------------------------------------|
| <b>Executive Vice President</b>       | Number                     | 22                            | 8                                      | 9                                    |
|                                       | Average Salary             | 119,685                       | 137,558                                | 161,104                              |
|                                       | Median Salary              | 120,150                       | 113,395                                | 164,000                              |
|                                       | Average Salary and Housing | 120,626                       | 137,558                                | 168,570                              |
|                                       | Average Benefits           | 15,488                        | 11,971                                 | 16,603                               |
|                                       | Average Pension            | 9,763                         | 16,326                                 | 18,635                               |
|                                       | Total Average              | 145,878                       | 165,856                                | 203,809                              |
|                                       | 25th percentile            | 122,785                       | 114,290                                | 137,910                              |
|                                       | Median                     | 153,453                       | 127,487                                | 179,484                              |
| 75th percentile                       | 182,699                    | 192,220                       | 246,388                                |                                      |
| <b>Chief Development Officer</b>      | Number                     | 40                            | 29                                     | 39                                   |
|                                       | Average Salary             | 97,308                        | 103,896                                | 123,652                              |
|                                       | Median Salary              | 97,500                        | 100,101                                | 125,000                              |
|                                       | Average Salary and Housing | 100,468                       | 105,211                                | 128,981                              |
|                                       | Average Benefits           | 12,229                        | 9,927                                  | 15,991                               |
|                                       | Average Pension            | 8,125                         | 9,748                                  | 11,470                               |
|                                       | Total Average              | 120,822                       | 124,887                                | 156,443                              |
|                                       | 25th percentile            | 89,192                        | 89,052                                 | 88,539                               |
|                                       | Median                     | 117,421                       | 114,973                                | 163,802                              |
| 75th percentile                       | 142,908                    | 152,111                       | 192,719                                |                                      |
| <b>Development Professional Staff</b> | Number                     | 47                            | 38                                     | 86                                   |
|                                       | Average Salary             | 68,531                        | 76,519                                 | 78,373                               |
|                                       | Median Salary              | 62,000                        | 61,200                                 | 74,880                               |
|                                       | Average Salary and Housing | 68,914                        | 76,519                                 | 79,092                               |
|                                       | Average Benefits           | 11,192                        | 12,653                                 | 12,896                               |
|                                       | Average Pension            | 7,495                         | 5,645                                  | 7,207                                |
|                                       | Total Average              | 87,602                        | 94,817                                 | 99,196                               |
|                                       | 25th percentile            | 70,662                        | 60,324                                 | 81,299                               |
|                                       | Median                     | 78,910                        | 82,047                                 | 96,405                               |
| 75th percentile                       | 100,791                    | 117,376                       | 111,587                                |                                      |
| <b>Chief Financial Officer</b>        | Number                     | 56                            | 38                                     | 42                                   |
|                                       | Average Salary             | 105,283                       | 100,672                                | 123,015                              |
|                                       | Median Salary              | 101,385                       | 87,151                                 | 120,175                              |
|                                       | Average Salary and Housing | 105,905                       | 104,325                                | 125,561                              |
|                                       | Average Benefits           | 13,198                        | 11,521                                 | 13,368                               |
|                                       | Average Pension            | 7,556                         | 8,312                                  | 12,590                               |
|                                       | Total Average              | 126,660                       | 124,159                                | 151,521                              |
|                                       | 25th percentile            | 90,334                        | 84,924                                 | 103,658                              |
|                                       | Median                     | 119,614                       | 113,248                                | 154,427                              |
| 75th percentile                       | 166,937                    | 141,547                       | 179,484                                |                                      |

**Table 3.12-B Total Compensation of Administrators by Schools' Highest Granted Degree - United States**

| <b>Position</b>                       |                            | <b>Ministerial Leadership</b> | <b>Advanced Ministerial Leadership</b> | <b>Advanced Theological Research</b> |
|---------------------------------------|----------------------------|-------------------------------|----------------------------------------|--------------------------------------|
| <b>Dean of Students</b>               | Number                     | 43                            | 21                                     | 41                                   |
|                                       | Average Salary             | 66,615                        | 72,945                                 | 88,758                               |
|                                       | Median Salary              | 67,740                        | 68,695                                 | 86,410                               |
|                                       | Average Salary and Housing | 73,715                        | 75,266                                 | 92,197                               |
|                                       | Average Benefits           | 14,085                        | 12,402                                 | 13,756                               |
|                                       | Average Pension            | 6,517                         | 6,856                                  | 7,988                                |
|                                       | Total Average              | 94,318                        | 94,525                                 | 113,943                              |
|                                       | 25th percentile            | 77,350                        | 75,713                                 | 85,301                               |
|                                       | Median                     | 99,041                        | 88,092                                 | 110,679                              |
| 75th percentile                       | 108,531                    | 99,558                        | 138,860                                |                                      |
| <b>Director of Student Services</b>   | Number                     | 25                            | 21                                     | 25                                   |
|                                       | Average Salary             | 60,536                        | 66,143                                 | 70,228                               |
|                                       | Median Salary              | 52,000                        | 63,070                                 | 64,481                               |
|                                       | Average Salary and Housing | 64,649                        | 67,254                                 | 71,468                               |
|                                       | Average Benefits           | 11,639                        | 10,179                                 | 12,465                               |
|                                       | Average Pension            | 4,228                         | 5,235                                  | 5,546                                |
|                                       | Total Average              | 80,517                        | 82,669                                 | 89,480                               |
|                                       | 25th percentile            | 55,962                        | 54,750                                 | 69,071                               |
|                                       | Median                     | 75,189                        | 85,154                                 | 86,310                               |
| 75th percentile                       | 106,000                    | 99,822                        | 98,855                                 |                                      |
| <b>Director of Graduate Studies</b>   | Number                     | 12                            | 12                                     | 31                                   |
|                                       | Average Salary             | 61,510                        | 92,788                                 | 69,322                               |
|                                       | Median Salary              | 66,830                        | 82,000                                 | 65,118                               |
|                                       | Average Salary and Housing | 68,108                        | 95,050                                 | 75,451                               |
|                                       | Average Benefits           | 5,273                         | 18,861                                 | 12,252                               |
|                                       | Average Pension            | 3,624                         | 2,522                                  | 5,859                                |
|                                       | Total Average              | 77,006                        | 116,434                                | 93,564                               |
|                                       | 25th percentile            | 54,689                        | 89,824                                 | 73,708                               |
|                                       | Median                     | 82,044                        | 100,329                                | 92,846                               |
| 75th percentile                       | 92,026                     | 150,244                       | 117,809                                |                                      |
| <b>Director of Doctor of Ministry</b> | Number                     | 18                            | 36                                     | 28                                   |
|                                       | Average Salary             | 67,488                        | 77,627                                 | 72,457                               |
|                                       | Median Salary              | 66,640                        | 73,000                                 | 72,000                               |
|                                       | Average Salary and Housing | 68,626                        | 80,351                                 | 75,925                               |
|                                       | Average Benefits           | 10,450                        | 11,638                                 | 11,828                               |
|                                       | Average Pension            | 6,063                         | 4,891                                  | 6,105                                |
|                                       | Total Average              | 85,141                        | 96,882                                 | 93,859                               |
|                                       | 25th percentile            | 54,296                        | 61,247                                 | 76,967                               |
|                                       | Median                     | 89,028                        | 98,749                                 | 94,732                               |
| 75th percentile                       | 105,686                    | 121,039                       | 111,984                                |                                      |

**Table 3.12-B Total Compensation of Administrators by Schools' Highest Granted Degree - United States**

| <b>Position</b>                         |                            | <b>Ministerial Leadership</b> | <b>Advanced Ministerial Leadership</b> | <b>Advanced Theological Research</b> |
|-----------------------------------------|----------------------------|-------------------------------|----------------------------------------|--------------------------------------|
| <b>Director of Field Education</b>      | Number                     | 43                            | 27                                     | 38                                   |
|                                         | Average Salary             | 64,642                        | 72,788                                 | 71,987                               |
|                                         | Median Salary              | 68,675                        | 70,000                                 | 71,000                               |
|                                         | Average Salary and Housing | 66,927                        | 73,243                                 | 72,438                               |
|                                         | Average Benefits           | 10,441                        | 12,632                                 | 9,083                                |
|                                         | Average Pension            | 5,504                         | 4,631                                  | 6,131                                |
|                                         | Total Average              | 82,873                        | 90,507                                 | 87,654                               |
|                                         | 25th percentile            | 63,048                        | 67,341                                 | 71,728                               |
|                                         | Median                     | 82,239                        | 88,457                                 | 87,588                               |
| 75th percentile                         | 98,034                     | 104,183                       | 108,823                                |                                      |
| <b>Director of Continuing Education</b> | Number                     | 13                            | 6                                      | 18                                   |
|                                         | Average Salary             | 73,683                        | 62,923                                 | 90,176                               |
|                                         | Median Salary              | 71,663                        | 52,431                                 | 85,284                               |
|                                         | Average Salary and Housing | 73,683                        | 62,923                                 | 92,887                               |
|                                         | Average Benefits           | 17,878                        | 12,892                                 | 15,630                               |
|                                         | Average Pension            | 5,812                         | 6,416                                  | 7,292                                |
|                                         | Total Average              | 97,373                        | 82,233                                 | 115,810                              |
|                                         | 25th percentile            | 81,346                        | 57,353                                 | 82,090                               |
|                                         | Median                     | 88,746                        | 67,907                                 | 113,363                              |
| 75th percentile                         | 101,171                    | 123,975                       | 148,526                                |                                      |
| <b>Director of Formation</b>            | Number                     | 59                            | 15                                     | 28                                   |
|                                         | Average Salary             | 57,689                        | 83,472                                 | 81,307                               |
|                                         | Median Salary              | 54,410                        | 78,637                                 | 80,504                               |
|                                         | Average Salary and Housing | 64,327                        | 86,118                                 | 83,054                               |
|                                         | Average Benefits           | 14,035                        | 12,138                                 | 13,111                               |
|                                         | Average Pension            | 6,741                         | 6,174                                  | 6,911                                |
|                                         | Total Average              | 85,104                        | 104,432                                | 103,077                              |
|                                         | 25th percentile            | 70,126                        | 83,315                                 | 85,194                               |
|                                         | Median                     | 81,177                        | 100,947                                | 99,814                               |
| 75th percentile                         | 93,292                     | 113,052                       | 126,324                                |                                      |
| <b>Head Librarian - Admin./Faculty</b>  | Number                     | 45                            | 30                                     | 41                                   |
|                                         | Average Salary             | 66,899                        | 67,203                                 | 74,341                               |
|                                         | Median Salary              | 68,156                        | 64,140                                 | 69,870                               |
|                                         | Average Salary and Housing | 69,044                        | 68,493                                 | 76,839                               |
|                                         | Average Benefits           | 11,564                        | 9,832                                  | 16,304                               |
|                                         | Average Pension            | 5,324                         | 5,711                                  | 6,887                                |
|                                         | Total Average              | 85,932                        | 84,037                                 | 100,031                              |
|                                         | 25th percentile            | 72,344                        | 65,000                                 | 74,295                               |
|                                         | Median                     | 85,857                        | 78,554                                 | 97,732                               |
| 75th percentile                         | 102,196                    | 96,647                        | 115,842                                |                                      |



**Table 3.12-B Total Compensation of Administrators by Schools' Highest Granted Degree - United States**

| Position                            |                            | Ministerial Leadership | Advanced Ministerial Leadership | Advanced Theological Research |
|-------------------------------------|----------------------------|------------------------|---------------------------------|-------------------------------|
| <b>Librarian Professional Staff</b> | Number                     | 49                     | 46                              | 92                            |
|                                     | Average Salary             | 49,377                 | 57,784                          | 60,197                        |
|                                     | Median Salary              | 48,270                 | 58,000                          | 55,339                        |
|                                     | Average Salary and Housing | 50,130                 | 57,784                          | 60,197                        |
|                                     | Average Benefits           | 10,579                 | 12,011                          | 11,149                        |
|                                     | Average Pension            | 4,389                  | 6,015                           | 6,826                         |
|                                     | Total Average              | 65,098                 | 75,811                          | 78,172                        |
|                                     | 25th percentile            | 49,734                 | 63,796                          | 62,620                        |
|                                     | Median                     | 64,187                 | 74,032                          | 71,617                        |
| 75th percentile                     | 74,319                     | 86,823                 | 83,205                          |                               |
| <b>Information Systems Manager</b>  | Number                     | 37                     | 24                              | 35                            |
|                                     | Average Salary             | 68,684                 | 76,617                          | 92,164                        |
|                                     | Median Salary              | 66,240                 | 74,665                          | 86,600                        |
|                                     | Average Salary and Housing | 69,138                 | 76,617                          | 93,284                        |
|                                     | Average Benefits           | 12,692                 | 13,077                          | 14,568                        |
|                                     | Average Pension            | 6,153                  | 6,649                           | 8,988                         |
|                                     | Total Average              | 87,984                 | 96,344                          | 116,841                       |
|                                     | 25th percentile            | 65,210                 | 80,330                          | 91,093                        |
|                                     | Median                     | 88,901                 | 88,092                          | 114,000                       |
| 75th percentile                     | 108,925                    | 109,399                | 135,643                         |                               |
| <b>Admissions Officer</b>           | Number                     | 60                     | 41                              | 59                            |
|                                     | Average Salary             | 58,270                 | 59,822                          | 71,600                        |
|                                     | Median Salary              | 55,000                 | 57,896                          | 70,570                        |
|                                     | Average Salary and Housing | 60,715                 | 60,245                          | 71,925                        |
|                                     | Average Benefits           | 11,328                 | 8,461                           | 11,533                        |
|                                     | Average Pension            | 4,638                  | 4,829                           | 5,659                         |
|                                     | Total Average              | 76,682                 | 73,536                          | 89,118                        |
|                                     | 25th percentile            | 53,146                 | 50,000                          | 72,435                        |
|                                     | Median                     | 75,552                 | 71,786                          | 87,755                        |
| 75th percentile                     | 95,218                     | 86,986                 | 104,909                         |                               |
| <b>Recruitment Officer</b>          | Number                     | 31                     | 17                              | 20                            |
|                                     | Average Salary             | 61,275                 | 58,375                          | 70,760                        |
|                                     | Median Salary              | 58,200                 | 55,550                          | 64,100                        |
|                                     | Average Salary and Housing | 64,810                 | 58,375                          | 72,320                        |
|                                     | Average Benefits           | 12,217                 | 9,035                           | 9,050                         |
|                                     | Average Pension            | 6,909                  | 3,962                           | 6,447                         |
|                                     | Total Average              | 83,937                 | 71,373                          | 87,818                        |
|                                     | 25th percentile            | 65,108                 | 55,942                          | 64,843                        |
|                                     | Median                     | 84,755                 | 67,579                          | 77,768                        |
| 75th percentile                     | 94,971                     | 74,592                 | 102,095                         |                               |

**Table 3.12-B Total Compensation of Administrators by Schools' Highest Granted Degree - United States**

| <b>Position</b>       |                            | <b>Ministerial Leadership</b> | <b>Advanced Ministerial Leadership</b> | <b>Advanced Theological Research</b> |
|-----------------------|----------------------------|-------------------------------|----------------------------------------|--------------------------------------|
| <b>Registrar</b>      | Number                     | 66                            | 39                                     | 47                                   |
|                       | Average Salary             | 56,615                        | 56,505                                 | 65,159                               |
|                       | Median Salary              | 54,736                        | 59,090                                 | 61,965                               |
|                       | Average Salary and Housing | 57,914                        | 56,505                                 | 66,715                               |
|                       | Average Benefits           | 9,316                         | 8,084                                  | 11,100                               |
|                       | Average Pension            | 4,624                         | 4,528                                  | 5,514                                |
|                       | Total Average              | 71,855                        | 69,117                                 | 83,329                               |
|                       | 25th percentile            | 60,099                        | 57,560                                 | 70,706                               |
|                       | Median                     | 71,282                        | 71,946                                 | 83,570                               |
| 75th percentile       | 78,997                     | 84,623                        | 91,284                                 |                                      |
| <b>Alumni Officer</b> | Number                     | 12                            | 19                                     | 22                                   |
|                       | Average Salary             | 58,549                        | 60,549                                 | 71,692                               |
|                       | Median Salary              | 57,035                        | 52,000                                 | 68,340                               |
|                       | Average Salary and Housing | 62,734                        | 60,549                                 | 74,626                               |
|                       | Average Benefits           | 8,629                         | 9,860                                  | 10,831                               |
|                       | Average Pension            | 4,713                         | 5,700                                  | 8,064                                |
|                       | Total Average              | 76,077                        | 76,110                                 | 93,522                               |
|                       | 25th percentile            | 52,452                        | 56,739                                 | 82,090                               |
|                       | Median                     | 79,323                        | 64,825                                 | 87,495                               |
| 75th percentile       | 88,297                     | 85,728                        | 102,447                                |                                      |

**Table 3.12-C Total Compensation of Administrators by Schools' Highest Granted Degree - Canada**

| <b>Position</b>                          | <b>Ministerial Leadership</b> | <b>Advanced Ministerial Leadership</b> | <b>Advanced Theological Research</b> |
|------------------------------------------|-------------------------------|----------------------------------------|--------------------------------------|
| <b>Chief Executive Officer</b>           | Number                        | 15                                     | 5                                    |
|                                          | Average Salary                | 126,827                                | 138,571                              |
|                                          | Median Salary                 | 117,021                                | 139,000                              |
|                                          | Average Salary and Housing    | 136,040                                | 138,571                              |
|                                          | Average Benefits              | 9,931                                  | 13,028                               |
|                                          | Average Pension               | 8,598                                  | 6,713                                |
|                                          | Total Average                 | 154,570                                | 158,314                              |
|                                          | 25th percentile               | 131,633                                | 109,728                              |
|                                          | Median                        | 140,164                                | 149,493                              |
|                                          | 75th percentile               | 153,678                                | 157,650                              |
| <b>Academic VP/Academic Dean</b>         | Number                        | 16                                     | 5                                    |
|                                          | Average Salary                | 90,338                                 | 85,638                               |
|                                          | Median Salary                 | 78,742                                 | 95,761                               |
|                                          | Average Salary and Housing    | 95,038                                 | 85,638                               |
|                                          | Average Benefits              | 6,243                                  | 8,752                                |
|                                          | Average Pension               | 5,146                                  | 3,581                                |
|                                          | Total Average                 | 106,428                                | 97,973                               |
|                                          | 25th percentile               | 84,700                                 | 41,538                               |
|                                          | Median                        | 98,791                                 | 106,897                              |
|                                          | 75th percentile               | 125,593                                | 116,502                              |
| <b>Academic Dean - Other</b>             | Number                        | 7                                      | 1                                    |
|                                          | Average Salary                | 77,869                                 | -                                    |
|                                          | Median Salary                 | 83,036                                 | -                                    |
|                                          | Average Salary and Housing    | 77,869                                 | -                                    |
|                                          | Average Benefits              | 5,500                                  | -                                    |
|                                          | Average Pension               | 3,032                                  | -                                    |
|                                          | Total Average                 | 86,402                                 | -                                    |
|                                          | 25th percentile               | 48,711                                 | -                                    |
|                                          | Median                        | 88,849                                 | -                                    |
|                                          | 75th percentile               | 93,363                                 | -                                    |
| <b>Vice President for Administration</b> | Number                        | 5                                      | 1                                    |
|                                          | Average Salary                | 83,996                                 | -                                    |
|                                          | Median Salary                 | 73,542                                 | -                                    |
|                                          | Average Salary and Housing    | 85,436                                 | -                                    |
|                                          | Average Benefits              | 6,137                                  | -                                    |
|                                          | Average Pension               | 5,906                                  | -                                    |
|                                          | Total Average                 | 97,480                                 | -                                    |
|                                          | 25th percentile               | 70,230                                 | -                                    |
|                                          | Median                        | 87,115                                 | -                                    |
|                                          | 75th percentile               | 121,666                                | -                                    |

**Table 3.12-C Total Compensation of Administrators by Schools' Highest Granted Degree - Canada**

| <b>Position</b>                       |                            | <b>Ministerial Leadership</b> | <b>Advanced Ministerial Leadership</b> | <b>Advanced Theological Research</b> |
|---------------------------------------|----------------------------|-------------------------------|----------------------------------------|--------------------------------------|
| <b>Executive Vice President</b>       | Number                     | 1                             | -                                      | 1                                    |
|                                       | Average Salary             | -                             | -                                      | -                                    |
|                                       | Median Salary              | -                             | -                                      | -                                    |
|                                       | Average Salary and Housing | -                             | -                                      | -                                    |
|                                       | Average Benefits           | -                             | -                                      | -                                    |
|                                       | Average Pension            | -                             | -                                      | -                                    |
|                                       | Total Average              | -                             | -                                      | -                                    |
|                                       | 25th percentile            | -                             | -                                      | -                                    |
|                                       | Median                     | -                             | -                                      | -                                    |
| 75th percentile                       | -                          | -                             | -                                      |                                      |
| <b>Chief Development Officer</b>      | Number                     | 8                             | 4                                      | 6                                    |
|                                       | Average Salary             | 83,274                        | 81,226                                 | 139,419                              |
|                                       | Median Salary              | 72,326                        | 77,998                                 | 112,516                              |
|                                       | Average Salary and Housing | 85,961                        | 81,226                                 | 139,419                              |
|                                       | Average Benefits           | 6,910                         | 2,827                                  | 12,802                               |
|                                       | Average Pension            | 6,404                         | 4,099                                  | 16,314                               |
|                                       | Total Average              | 99,276                        | 88,153                                 | 168,536                              |
|                                       | 25th percentile            | 77,024                        | 77,998                                 | 94,038                               |
|                                       | Median                     | 90,000                        | 81,655                                 | 118,434                              |
| 75th percentile                       | 122,342                    | 91,200                        | 237,502                                |                                      |
| <b>Development Professional Staff</b> | Number                     | 3                             | 1                                      | 3                                    |
|                                       | Average Salary             | 63,068                        | -                                      | 80,046                               |
|                                       | Median Salary              | -                             | -                                      | -                                    |
|                                       | Average Salary and Housing | 63,068                        | -                                      | 80,046                               |
|                                       | Average Benefits           | 2,541                         | -                                      | 6,538                                |
|                                       | Average Pension            | 5,311                         | -                                      | 10,658                               |
|                                       | Total Average              | 70,921                        | -                                      | 97,242                               |
|                                       | 25th percentile            | -                             | -                                      | -                                    |
|                                       | Median                     | -                             | -                                      | -                                    |
| 75th percentile                       | -                          | -                             | -                                      |                                      |
| <b>Chief Financial Officer</b>        | Number                     | 13                            | 3                                      | 10                                   |
|                                       | Average Salary             | 86,778                        | 89,571                                 | 107,099                              |
|                                       | Median Salary              | 82,562                        | -                                      | 87,675                               |
|                                       | Average Salary and Housing | 88,432                        | 89,571                                 | 107,099                              |
|                                       | Average Benefits           | 8,038                         | 4,054                                  | 9,157                                |
|                                       | Average Pension            | 5,988                         | 6,441                                  | 10,358                               |
|                                       | Total Average              | 102,459                       | 100,066                                | 126,614                              |
|                                       | 25th percentile            | 71,272                        | -                                      | 91,045                               |
|                                       | Median                     | 100,726                       | -                                      | 108,570                              |
| 75th percentile                       | 127,495                    | -                             | 127,594                                |                                      |

**Table 3.12-C Total Compensation of Administrators by Schools' Highest Granted Degree - Canada**

| <b>Position</b>                       |                            | <b>Ministerial Leadership</b> | <b>Advanced Ministerial Leadership</b> | <b>Advanced Theological Research</b> |
|---------------------------------------|----------------------------|-------------------------------|----------------------------------------|--------------------------------------|
| <b>Dean of Students</b>               | Number                     | 8                             | 1                                      | 4                                    |
|                                       | Average Salary             | 74,929                        | -                                      | 102,057                              |
|                                       | Median Salary              | 58,772                        | -                                      | 61,586                               |
|                                       | Average Salary and Housing | 82,429                        | -                                      | 102,057                              |
|                                       | Average Benefits           | 7,647                         | -                                      | 8,549                                |
|                                       | Average Pension            | 3,755                         | -                                      | 13,597                               |
|                                       | Total Average              | 93,831                        | -                                      | 124,204                              |
|                                       | 25th percentile            | 54,448                        | -                                      | 52,690                               |
|                                       | Median                     | 100,795                       | -                                      | 66,591                               |
| 75th percentile                       | 113,515                    | -                             | 149,595                                |                                      |
| <b>Director of Student Services</b>   | Number                     | 4                             | 4                                      | -                                    |
|                                       | Average Salary             | 72,027                        | 50,255                                 | -                                    |
|                                       | Median Salary              | 75,000                        | 48,000                                 | -                                    |
|                                       | Average Salary and Housing | 72,027                        | 50,255                                 | -                                    |
|                                       | Average Benefits           | 4,031                         | 2,461                                  | -                                    |
|                                       | Average Pension            | 3,441                         | 4,208                                  | -                                    |
|                                       | Total Average              | 79,500                        | 56,925                                 | -                                    |
|                                       | 25th percentile            | 41,465                        | 42,750                                 | -                                    |
|                                       | Median                     | 85,588                        | 50,880                                 | -                                    |
| 75th percentile                       | 89,613                     | 59,394                        | -                                      |                                      |
| <b>Director of Graduate Studies</b>   | Number                     | -                             | -                                      | 6                                    |
|                                       | Average Salary             | -                             | -                                      | 104,745                              |
|                                       | Median Salary              | -                             | -                                      | 92,752                               |
|                                       | Average Salary and Housing | -                             | -                                      | 104,745                              |
|                                       | Average Benefits           | -                             | -                                      | 9,509                                |
|                                       | Average Pension            | -                             | -                                      | 14,232                               |
|                                       | Total Average              | -                             | -                                      | 128,486                              |
|                                       | 25th percentile            | -                             | -                                      | 102,281                              |
|                                       | Median                     | -                             | -                                      | 114,390                              |
| 75th percentile                       | -                          | -                             | 166,849                                |                                      |
| <b>Director of Doctor of Ministry</b> | Number                     | 1                             | 4                                      | 3                                    |
|                                       | Average Salary             | -                             | 70,229                                 | 60,330                               |
|                                       | Median Salary              | -                             | 61,000                                 | -                                    |
|                                       | Average Salary and Housing | -                             | 70,229                                 | 60,330                               |
|                                       | Average Benefits           | -                             | 3,290                                  | 2,970                                |
|                                       | Average Pension            | -                             | 4,633                                  | 3,501                                |
|                                       | Total Average              | -                             | 78,153                                 | 66,802                               |
|                                       | 25th percentile            | -                             | 56,800                                 | -                                    |
|                                       | Median                     | -                             | 69,540                                 | -                                    |
| 75th percentile                       | -                          | 78,160                        | -                                      |                                      |

**Table 3.12-C Total Compensation of Administrators by Schools' Highest Granted Degree - Canada**

| <b>Position</b>                         |                            | <b>Ministerial Leadership</b> | <b>Advanced Ministerial Leadership</b> | <b>Advanced Theological Research</b> |
|-----------------------------------------|----------------------------|-------------------------------|----------------------------------------|--------------------------------------|
| <b>Director of Field Education</b>      | Number                     | 7                             | 2                                      | 6                                    |
|                                         | Average Salary             | 76,957                        | -                                      | 72,011                               |
|                                         | Median Salary              | 85,291                        | -                                      | 74,111                               |
|                                         | Average Salary and Housing | 82,171                        | -                                      | 72,011                               |
|                                         | Average Benefits           | 7,392                         | -                                      | 5,216                                |
|                                         | Average Pension            | 4,274                         | -                                      | 5,865                                |
|                                         | Total Average              | 93,838                        | -                                      | 83,093                               |
|                                         | 25th percentile            | 84,552                        | -                                      | 74,060                               |
|                                         | Median                     | 91,262                        | -                                      | 74,788                               |
| 75th percentile                         | 101,044                    | -                             | 104,500                                |                                      |
| <b>Director of Continuing Education</b> | Number                     | 3                             | -                                      | 1                                    |
|                                         | Average Salary             | 97,627                        | -                                      | -                                    |
|                                         | Median Salary              | -                             | -                                      | -                                    |
|                                         | Average Salary and Housing | 97,627                        | -                                      | -                                    |
|                                         | Average Benefits           | 4,638                         | -                                      | -                                    |
|                                         | Average Pension            | 4,557                         | -                                      | -                                    |
|                                         | Total Average              | 106,823                       | -                                      | -                                    |
|                                         | 25th percentile            | -                             | -                                      | -                                    |
|                                         | Median                     | -                             | -                                      | -                                    |
| 75th percentile                         | -                          | -                             | -                                      |                                      |
| <b>Director of Formation</b>            | Number                     | 8                             | -                                      | 2                                    |
|                                         | Average Salary             | 68,511                        | -                                      | -                                    |
|                                         | Median Salary              | 68,380                        | -                                      | -                                    |
|                                         | Average Salary and Housing | 71,211                        | -                                      | -                                    |
|                                         | Average Benefits           | 5,214                         | -                                      | -                                    |
|                                         | Average Pension            | 6,468                         | -                                      | -                                    |
|                                         | Total Average              | 82,894                        | -                                      | -                                    |
|                                         | 25th percentile            | 68,034                        | -                                      | -                                    |
|                                         | Median                     | 87,115                        | -                                      | -                                    |
| 75th percentile                         | 87,115                     | -                             | -                                      |                                      |
| <b>Head Librarian - Admin./Faculty</b>  | Number                     | 8                             | 1                                      | 8                                    |
|                                         | Average Salary             | 65,320                        | -                                      | 96,836                               |
|                                         | Median Salary              | 64,455                        | -                                      | 79,714                               |
|                                         | Average Salary and Housing | 70,945                        | -                                      | 96,836                               |
|                                         | Average Benefits           | 7,251                         | -                                      | 8,018                                |
|                                         | Average Pension            | 4,496                         | -                                      | 11,016                               |
|                                         | Total Average              | 82,693                        | -                                      | 115,872                              |
|                                         | 25th percentile            | 44,725                        | -                                      | 81,564                               |
|                                         | Median                     | 85,446                        | -                                      | 87,406                               |
| 75th percentile                         | 100,684                    | -                             | 102,281                                |                                      |

**Table 3.12-C Total Compensation of Administrators by Schools' Highest Granted Degree - Canada**

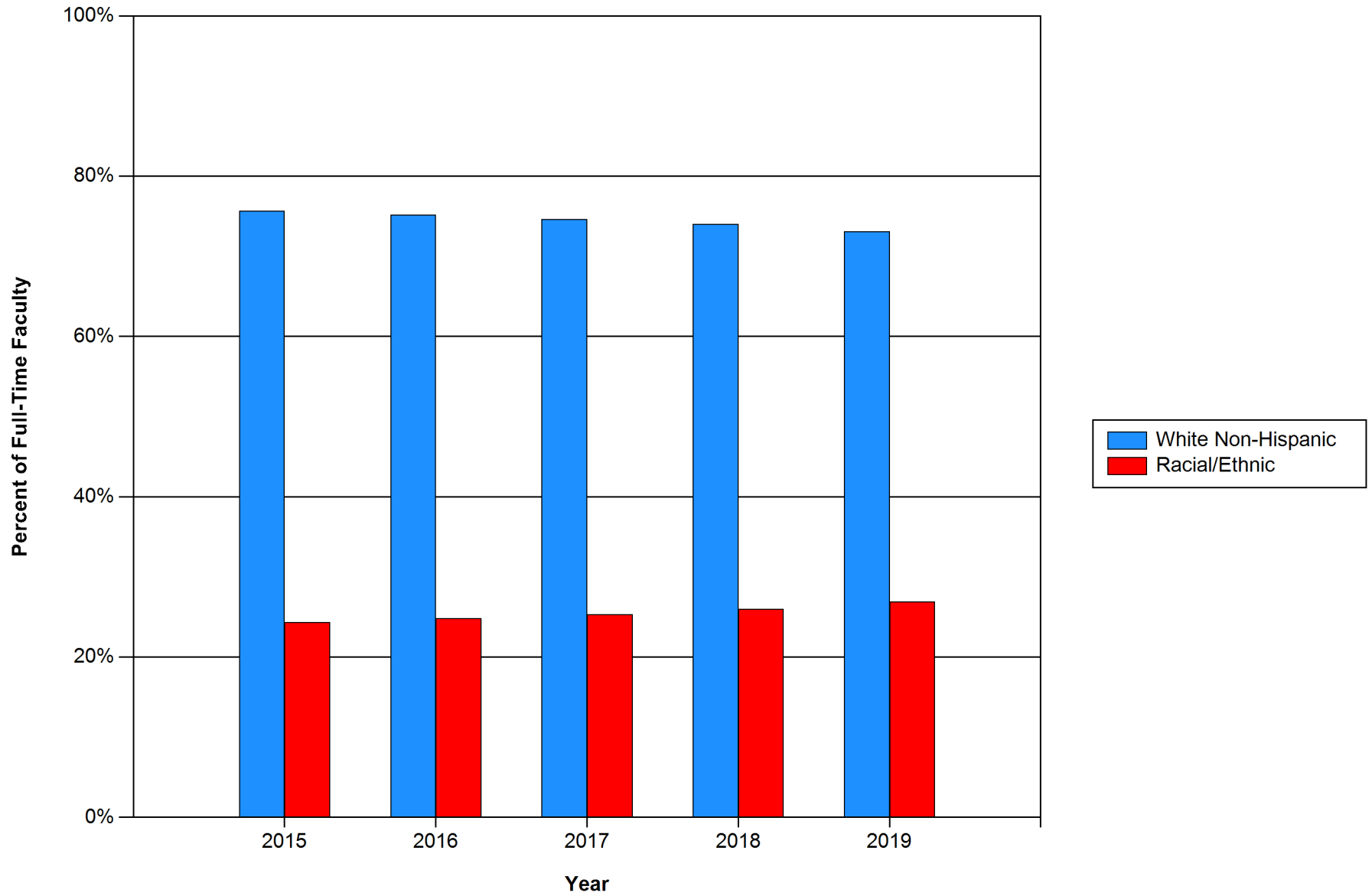
| <b>Position</b>                     |                            | <b>Ministerial Leadership</b> | <b>Advanced Ministerial Leadership</b> | <b>Advanced Theological Research</b> |
|-------------------------------------|----------------------------|-------------------------------|----------------------------------------|--------------------------------------|
| <b>Librarian Professional Staff</b> | Number                     | 5                             | 2                                      | 5                                    |
|                                     | Average Salary             | 48,665                        | -                                      | 85,101                               |
|                                     | Median Salary              | 57,564                        | -                                      | 79,460                               |
|                                     | Average Salary and Housing | 48,665                        | -                                      | 85,101                               |
|                                     | Average Benefits           | 6,708                         | -                                      | 6,684                                |
|                                     | Average Pension            | 1,138                         | -                                      | 11,007                               |
|                                     | Total Average              | 56,512                        | -                                      | 102,794                              |
|                                     | 25th percentile            | 13,728                        | -                                      | 41,329                               |
|                                     | Median                     | 66,742                        | -                                      | 87,764                               |
| 75th percentile                     | 74,929                     | -                             | 161,116                                |                                      |
| <b>Information Systems Manager</b>  | Number                     | 8                             | 2                                      | 1                                    |
|                                     | Average Salary             | 72,004                        | -                                      | -                                    |
|                                     | Median Salary              | 66,856                        | -                                      | -                                    |
|                                     | Average Salary and Housing | 74,691                        | -                                      | -                                    |
|                                     | Average Benefits           | 8,290                         | -                                      | -                                    |
|                                     | Average Pension            | 2,655                         | -                                      | -                                    |
|                                     | Total Average              | 85,637                        | -                                      | -                                    |
|                                     | 25th percentile            | 64,911                        | -                                      | -                                    |
|                                     | Median                     | 87,404                        | -                                      | -                                    |
| 75th percentile                     | 101,161                    | -                             | -                                      |                                      |
| <b>Admissions Officer</b>           | Number                     | 8                             | 3                                      | 5                                    |
|                                     | Average Salary             | 54,644                        | 67,918                                 | 78,518                               |
|                                     | Median Salary              | 52,234                        | -                                      | 73,901                               |
|                                     | Average Salary and Housing | 56,644                        | 67,918                                 | 78,518                               |
|                                     | Average Benefits           | 6,501                         | 9,505                                  | 5,357                                |
|                                     | Average Pension            | 4,211                         | 2,742                                  | 7,964                                |
|                                     | Total Average              | 67,357                        | 80,166                                 | 91,840                               |
|                                     | 25th percentile            | 45,369                        | -                                      | 68,370                               |
|                                     | Median                     | 66,546                        | -                                      | 91,637                               |
| 75th percentile                     | 71,025                     | -                             | 94,912                                 |                                      |
| <b>Recruitment Officer</b>          | Number                     | 5                             | 3                                      | 3                                    |
|                                     | Average Salary             | 58,770                        | 55,873                                 | 73,709                               |
|                                     | Median Salary              | 54,427                        | -                                      | -                                    |
|                                     | Average Salary and Housing | 66,270                        | 55,873                                 | 73,709                               |
|                                     | Average Benefits           | 9,156                         | 2,224                                  | 5,923                                |
|                                     | Average Pension            | 7,280                         | 4,251                                  | 11,165                               |
|                                     | Total Average              | 82,707                        | 62,349                                 | 90,798                               |
|                                     | 25th percentile            | 40,812                        | -                                      | -                                    |
|                                     | Median                     | 89,617                        | -                                      | -                                    |
| 75th percentile                     | 92,896                     | -                             | -                                      |                                      |

**Table 3.12-C Total Compensation of Administrators by Schools' Highest Granted Degree - Canada**

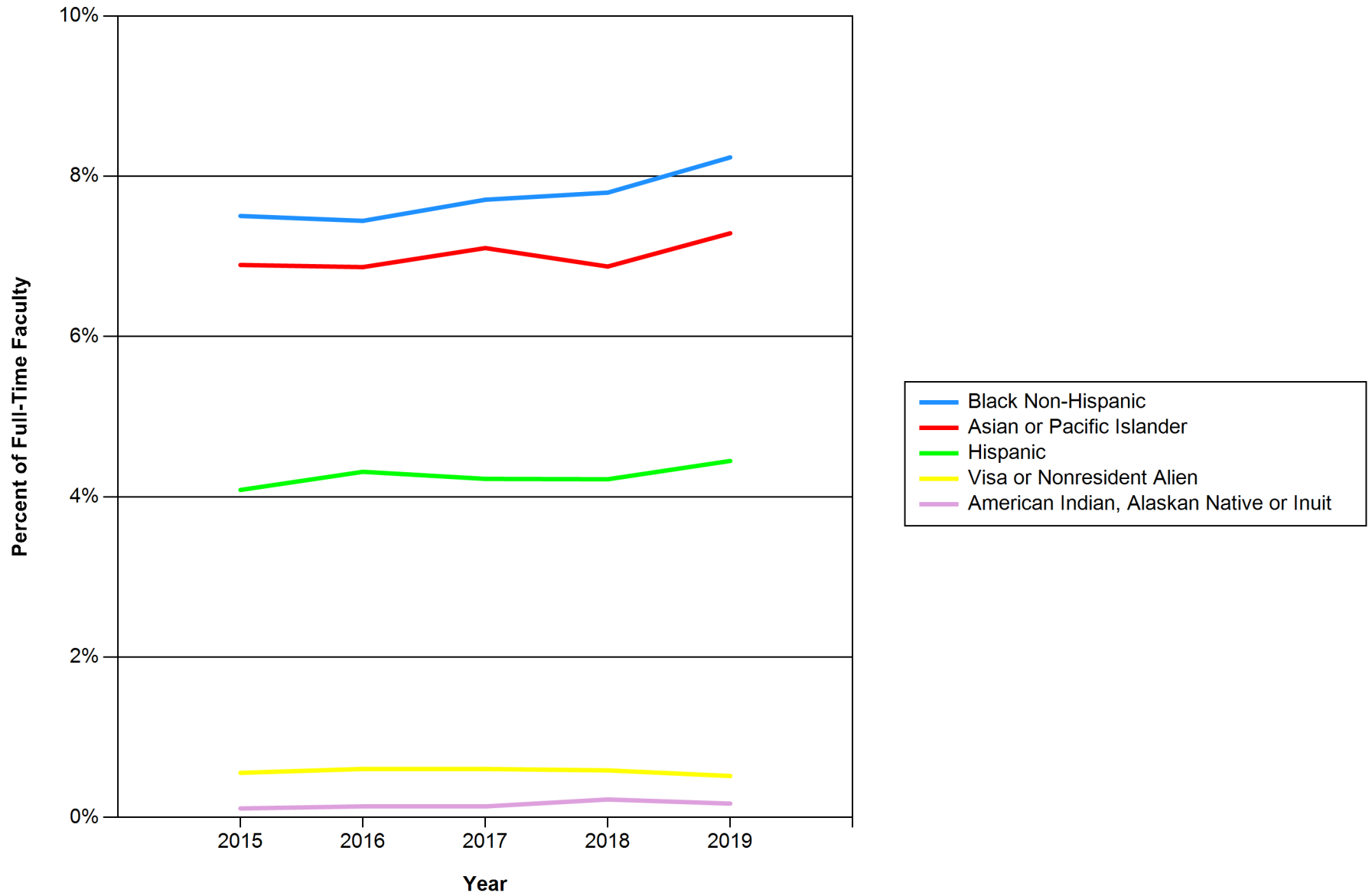
| <b>Position</b>       |                            | <b>Ministerial Leadership</b> | <b>Advanced Ministerial Leadership</b> | <b>Advanced Theological Research</b> |
|-----------------------|----------------------------|-------------------------------|----------------------------------------|--------------------------------------|
| <b>Registrar</b>      | Number                     | 15                            | 4                                      | 13                                   |
|                       | Average Salary             | 78,464                        | 73,642                                 | 80,453                               |
|                       | Median Salary              | 66,254                        | 63,423                                 | 68,748                               |
|                       | Average Salary and Housing | 80,531                        | 73,642                                 | 80,453                               |
|                       | Average Benefits           | 6,249                         | 7,810                                  | 7,783                                |
|                       | Average Pension            | 4,340                         | 3,568                                  | 9,330                                |
|                       | Total Average              | 91,121                        | 85,020                                 | 97,566                               |
|                       | 25th percentile            | 61,651                        | 50,880                                 | 67,234                               |
|                       | Median                     | 92,896                        | 74,677                                 | 87,655                               |
| 75th percentile       | 100,795                    | 75,468                        | 100,342                                |                                      |
| <b>Alumni Officer</b> | Number                     | 1                             | -                                      | -                                    |
|                       | Average Salary             | -                             | -                                      | -                                    |
|                       | Median Salary              | -                             | -                                      | -                                    |
|                       | Average Salary and Housing | -                             | -                                      | -                                    |
|                       | Average Benefits           | -                             | -                                      | -                                    |
|                       | Average Pension            | -                             | -                                      | -                                    |
|                       | Total Average              | -                             | -                                      | -                                    |
|                       | 25th percentile            | -                             | -                                      | -                                    |
|                       | Median                     | -                             | -                                      | -                                    |
| 75th percentile       | -                          | -                             | -                                      |                                      |



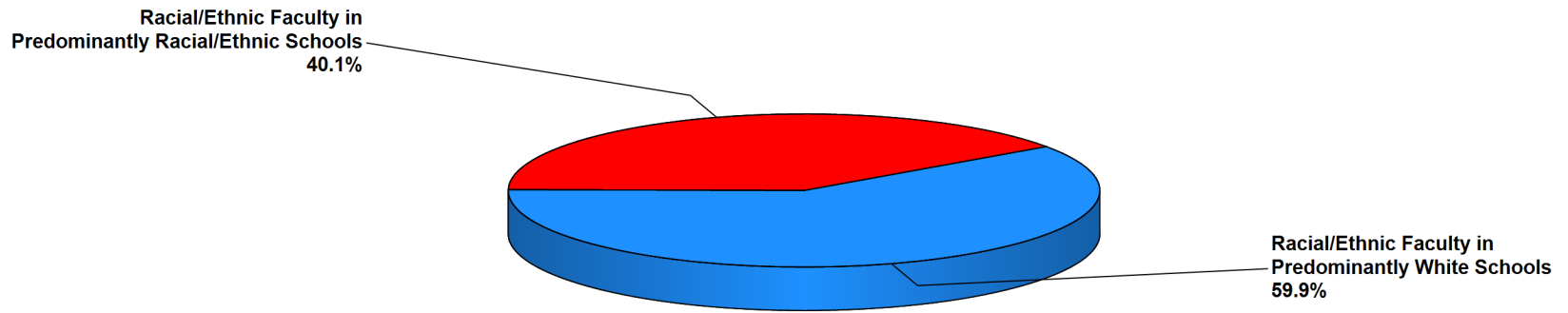
**Graph 3A White and Combined Racial/Ethnic Faculty as a Percent of Full-Time Faculty in All Member Schools**



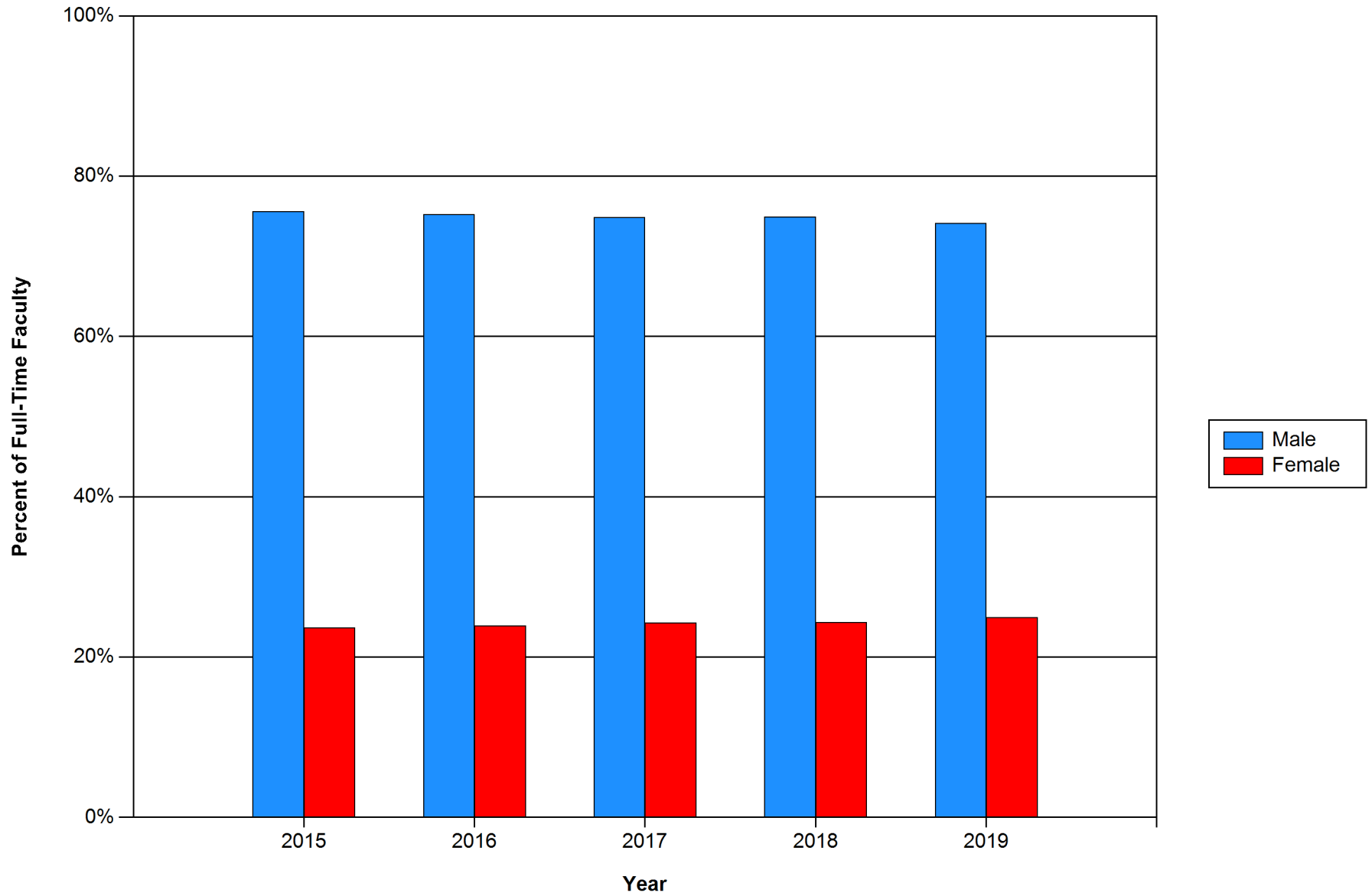
Graph 3B Racial/Ethnic Faculty as a Percentage of Total Full-Time Faculty at All Member Schools



**Graph 3C Distribution of Racial/Ethnic Faculty in Racial/Ethnic Majority and Minority Schools**



Graph 3D Full-Time Faculty by Gender as Percentage of Total Full-Time Faculty in All Member Schools



**Table 4.1 Average Tuition and Fees Charged for Selected Degree Programs by Full-Time Equivalent Enrollment**

|                                                       | United States |    |         |    | Canada  |    |         |    |  |
|-------------------------------------------------------|---------------|----|---------|----|---------|----|---------|----|--|
|                                                       | 2018-19       |    | 2019-20 |    | 2018-19 |    | 2019-20 |    |  |
|                                                       | Average       | N  | Average | N  | Average | N  | Average | N  |  |
| <b>Basic Ministerial Leadership MDiv (per year)</b>   |               |    |         |    |         |    |         |    |  |
| < 75                                                  | 14,307        | 78 | 15,534  | 79 | 7,915   | 25 | 7,955   | 22 |  |
| 75 - 150                                              | 15,479        | 72 | 15,703  | 65 | 7,842   | 7  | 7,948   | 8  |  |
| 151 - 300                                             | 19,253        | 43 | 19,349  | 48 | 12,895  | 3  | 11,016  | 4  |  |
| 301 - 500                                             | 17,549        | 13 | 18,254  | 13 | 11,988  | 1  | 11,988  | 1  |  |
| 501 - 1000                                            | 14,797        | 9  | 14,059  | 9  |         | 0  |         | 0  |  |
| > 1000                                                | 10,630        | 7  | 10,799  | 7  |         | 0  |         | 0  |  |
| <b>Advanced Ministerial Leadership (full program)</b> |               |    |         |    |         |    |         |    |  |
| < 75                                                  | 17,063        | 33 | 20,750  | 37 | 20,326  | 10 | 18,392  | 8  |  |
| 75 - 150                                              | 17,456        | 47 | 17,942  | 45 | 21,911  | 3  | 19,240  | 4  |  |
| 151 - 300                                             | 19,214        | 30 | 19,586  | 35 | 21,276  | 2  | 21,905  | 2  |  |
| 301 - 500                                             | 17,970        | 9  | 20,538  | 10 | 20,340  | 1  | 20,340  | 1  |  |
| 501 - 1000                                            | 22,742        | 10 | 21,733  | 9  |         | 0  |         | 0  |  |
| > 1000                                                | 12,704        | 8  | 13,806  | 8  |         | 0  |         | 0  |  |
| <b>Advanced Theological Research (per year)</b>       |               |    |         |    |         |    |         |    |  |
| < 75                                                  | 13,971        | 4  | 14,655  | 5  | 7,370   | 6  | 6,779   | 4  |  |
| 75 - 150                                              | 13,508        | 13 | 13,350  | 12 | 11,419  | 2  | 6,932   | 2  |  |
| 151 - 300                                             | 28,221        | 20 | 27,225  | 23 | 7,546   | 1  | 11,420  | 2  |  |
| 301 - 500                                             | 26,036        | 5  | 23,796  | 5  |         | 0  |         | 0  |  |
| 501 - 1000                                            | 18,644        | 8  | 16,621  | 7  |         | 0  |         | 0  |  |
| > 1000                                                | 9,334         | 8  | 9,548   | 8  |         | 0  |         | 0  |  |

Canadian figures in Canadian dollars. U.S. figures in U.S. dollars.

N = Number reporting.

**Table 4.2 Average Tuition, Fees Charged, and Selected Degree Programs at University-Affiliated, Independent, and College-Affiliated Schools**

|                                                       | United States |         | Canada  |         |
|-------------------------------------------------------|---------------|---------|---------|---------|
|                                                       | 2018-19       | 2019-20 | 2018-19 | 2019-20 |
| <b>Basic Ministerial Leadership MDiv (per year)</b>   |               |         |         |         |
| University-Affiliated                                 | 16,260        | 17,144  | 7,804   | 7,668   |
| Independent                                           | 15,839        | 16,505  | 7,817   | 7,755   |
| College-Affiliated                                    | 14,306        | 14,079  | 10,276  | 10,225  |
| <b>Advanced Ministerial Leadership (full program)</b> |               |         |         |         |
| University-Affiliated                                 | 21,223        | 22,099  | 21,597  | 21,491  |
| Independent                                           | 16,883        | 19,029  | 20,914  | 19,054  |
| College-Affiliated                                    | 16,547        | 15,164  | 19,547  | 20,377  |
| <b>Advanced Theological Research (per year)</b>       |               |         |         |         |
| University-Affiliated                                 | 27,136        | 27,498  | 7,244   | 7,475   |
| Independent                                           | 15,956        | 15,481  | 9,514   | 9,199   |
| College-Affiliated                                    | 5,630         | 5,630   | 7,569   | 6,774   |

Canadian figures in Canadian dollars. U.S. figures in U.S. dollars.

**Table 4.3-A Amount of Revenue and Expenditure Per Full-Time Equivalent Student  
All Member Schools**

|                                             | 2014-15    |               | 2015-16    |               | 2016-17    |               | 2017-18    |               | 2018-19    |               |
|---------------------------------------------|------------|---------------|------------|---------------|------------|---------------|------------|---------------|------------|---------------|
|                                             | N          | Avg.          | N          | Avg.          | N          | Avg.          | N          | Avg.          | N          | Avg.          |
| <b>Revenue</b>                              |            |               |            |               |            |               |            |               |            |               |
| Tuition and Fees                            | 264        | 17,160        | 260        | 18,146        | 263        | 18,848        | 263        | 18,317        | 271        | 19,491        |
| Govt. Grants, Contracts, & Appropriations   | 69         | 3,461         | 69         | 3,476         | 67         | 4,082         | 66         | 4,010         | 67         | 3,072         |
| Contributions from Religious Orgs.          | 183        | 7,972         | 186        | 7,227         | 184        | 6,888         | 181        | 6,731         | 184        | 8,447         |
| Contributions from other Orgs. & Indivs.    | 246        | 15,242        | 243        | 15,816        | 244        | 17,421        | 241        | 18,040        | 251        | 18,295        |
| Value of Contributed Services               | 41         | 4,994         | 47         | 6,375         | 43         | 5,863         | 44         | 4,999         | 43         | 4,868         |
| Investment Income                           | 227        | 6,466         | 223        | 6,267         | 226        | 8,821         | 223        | 8,364         | 224        | 8,717         |
| Auxiliary Enterprises                       | 162        | 5,989         | 161        | 6,588         | 156        | 7,095         | 155        | 6,547         | 146        | 7,579         |
| Net Realized Gains on Long-Term Investments | 119        | 9,422         | 118        | 645           | 118        | 11,200        | 125        | 10,825        | 126        | 6,451         |
| Net Unrealized Appreciation (Depreciation)  | 129        | -7,479        | 129        | -9,232        | 129        | 16,633        | 132        | 8,585         | 133        | 2,999         |
| Other Sources                               | 228        | 4,706         | 231        | 3,957         | 233        | 5,824         | 230        | 5,683         | 236        | 7,465         |
| <b>Total Revenue</b>                        | <b>268</b> | <b>51,678</b> | <b>265</b> | <b>47,934</b> | <b>267</b> | <b>70,881</b> | <b>266</b> | <b>65,944</b> | <b>274</b> | <b>65,240</b> |

**Table 4.3-A Amount of Revenue and Expenditure Per Full-Time Equivalent Student  
All Member Schools**

|                                    | 2014-15    |               | 2015-16    |               | 2016-17    |               | 2017-18    |               | 2018-19    |               |
|------------------------------------|------------|---------------|------------|---------------|------------|---------------|------------|---------------|------------|---------------|
|                                    | N          | Avg.          | N          | Avg.          | N          | Avg.          | N          | Avg.          | N          | Avg.          |
| <b>Expenditures</b>                |            |               |            |               |            |               |            |               |            |               |
| Instruction                        | 263        | 15,376        | 260        | 16,811        | 260        | 17,073        | 263        | 17,294        | 268        | 17,465        |
| Research                           | 44         | 934           | 41         | 1,217         | 40         | 1,289         | 41         | 1,498         | 41         | 1,626         |
| Public Service                     | 58         | 2,515         | 58         | 1,980         | 56         | 2,601         | 56         | 2,297         | 58         | 2,310         |
| Library                            | 224        | 2,888         | 217        | 3,144         | 207        | 3,166         | 205        | 3,093         | 209        | 3,224         |
| Academic Support                   | 207        | 3,403         | 205        | 3,374         | 204        | 3,466         | 200        | 3,615         | 209        | 3,809         |
| Student Services                   | 212        | 2,813         | 212        | 3,043         | 209        | 3,224         | 213        | 3,186         | 220        | 3,472         |
| Admissions                         | 161        | 1,581         | 155        | 1,720         | 156        | 1,883         | 150        | 1,844         | 163        | 1,756         |
| Institutional Support              | 240        | 13,632        | 239        | 14,350        | 240        | 13,694        | 241        | 13,632        | 245        | 14,350        |
| Operation and Maintenance of Plant | 218        | 7,279         | 215        | 7,769         | 214        | 7,985         | 214        | 7,955         | 216        | 9,011         |
| Scholarships and Fellowships       | 223        | 5,247         | 226        | 5,817         | 223        | 5,986         | 227        | 6,053         | 231        | 6,390         |
| Subtotal: Education & General      | 267        | 46,672        | 264        | 50,136        | 265        | 50,175        | 265        | 50,613        | 271        | 52,914        |
| Auxiliary Enterprises              | 161        | 5,013         | 164        | 5,502         | 163        | 5,882         | 161        | 5,890         | 157        | 5,705         |
| <b>Total Expenditures</b>          | <b>267</b> | <b>49,695</b> | <b>264</b> | <b>53,553</b> | <b>265</b> | <b>53,793</b> | <b>265</b> | <b>54,192</b> | <b>271</b> | <b>56,219</b> |

**Table 4.3-B Amount of Revenue and Expenditure Per Full-Time Equivalent Student  
United States**

|                                             | 2014-15    |               | 2015-16    |               | 2016-17    |               | 2017-18    |               | 2018-19    |               |
|---------------------------------------------|------------|---------------|------------|---------------|------------|---------------|------------|---------------|------------|---------------|
|                                             | N          | Avg.          | N          | Avg.          | N          | Avg.          | N          | Avg.          | N          | Avg.          |
| <b>Revenue</b>                              |            |               |            |               |            |               |            |               |            |               |
| Tuition and Fees                            | 227        | 16,830        | 224        | 17,763        | 227        | 18,519        | 227        | 18,258        | 235        | 19,774        |
| Govt. Grants, Contracts, & Appropriations   | 48         | 3,037         | 49         | 3,159         | 47         | 3,644         | 45         | 3,700         | 47         | 2,172         |
| Contributions from Religious Orgs.          | 154        | 5,044         | 156        | 5,312         | 154        | 4,770         | 151        | 6,137         | 154        | 7,972         |
| Contributions from other Orgs. & Indivs.    | 209        | 16,088        | 206        | 16,468        | 207        | 18,599        | 204        | 19,487        | 214        | 19,070        |
| Value of Contributed Services               | 34         | 4,599         | 41         | 5,987         | 37         | 5,688         | 38         | 4,457         | 37         | 4,296         |
| Investment Income                           | 193        | 6,352         | 189        | 6,734         | 191        | 9,006         | 189        | 9,028         | 193        | 9,079         |
| Auxiliary Enterprises                       | 140        | 5,494         | 139        | 6,180         | 135        | 6,385         | 133        | 6,267         | 124        | 7,208         |
| Net Realized Gains on Long-Term Investments | 110        | 9,423         | 109        | 547           | 109        | 11,669        | 115        | 11,512        | 117        | 6,521         |
| Net Unrealized Appreciation (Depreciation)  | 118        | -8,235        | 117        | -9,832        | 117        | 18,107        | 121        | 9,266         | 120        | 3,395         |
| Other Sources                               | 195        | 3,760         | 197        | 3,512         | 200        | 5,653         | 199        | 5,437         | 203        | 7,086         |
| <b>Total Revenue</b>                        | <b>229</b> | <b>48,274</b> | <b>227</b> | <b>45,520</b> | <b>229</b> | <b>71,063</b> | <b>228</b> | <b>67,760</b> | <b>236</b> | <b>65,556</b> |

**Table 4.3-B Amount of Revenue and Expenditure Per Full-Time Equivalent Student  
United States**

|                                    | 2014-15    |               | 2015-16    |               | 2016-17    |               | 2017-18    |               | 2018-19    |               |
|------------------------------------|------------|---------------|------------|---------------|------------|---------------|------------|---------------|------------|---------------|
|                                    | N          | Avg.          | N          | Avg.          | N          | Avg.          | N          | Avg.          | N          | Avg.          |
| <b>Expenditures</b>                |            |               |            |               |            |               |            |               |            |               |
| Instruction                        | 224        | 15,038        | 222        | 16,440        | 222        | 16,662        | 225        | 17,058        | 230        | 17,284        |
| Research                           | 40         | 1,012         | 38         | 1,203         | 36         | 1,334         | 38         | 1,541         | 37         | 1,740         |
| Public Service                     | 49         | 2,734         | 49         | 2,117         | 47         | 2,726         | 47         | 2,513         | 49         | 2,310         |
| Library                            | 191        | 2,432         | 185        | 2,767         | 177        | 2,683         | 175        | 2,731         | 180        | 2,827         |
| Academic Support                   | 185        | 3,477         | 184        | 3,473         | 182        | 3,603         | 178        | 3,722         | 185        | 3,839         |
| Student Services                   | 192        | 2,354         | 190        | 2,644         | 187        | 2,797         | 189        | 2,842         | 197        | 3,178         |
| Admissions                         | 139        | 1,572         | 133        | 1,737         | 135        | 1,834         | 130        | 1,784         | 142        | 1,720         |
| Institutional Support              | 209        | 12,783        | 206        | 13,939        | 207        | 13,121        | 208        | 13,213        | 211        | 13,673        |
| Operation and Maintenance of Plant | 182        | 7,110         | 181        | 7,670         | 181        | 7,654         | 180        | 7,956         | 180        | 8,969         |
| Scholarships and Fellowships       | 194        | 5,705         | 194        | 6,409         | 191        | 6,606         | 194        | 6,704         | 198        | 6,966         |
| Subtotal: Education & General      | 228        | 45,585        | 226        | 49,498        | 227        | 49,072        | 227        | 50,243        | 233        | 52,020        |
| Auxiliary Enterprises              | 140        | 5,157         | 143        | 5,589         | 143        | 6,138         | 140        | 6,130         | 135        | 5,761         |
| <b>Total Expenditures</b>          | <b>228</b> | <b>48,752</b> | <b>226</b> | <b>53,035</b> | <b>227</b> | <b>52,938</b> | <b>227</b> | <b>54,024</b> | <b>233</b> | <b>55,358</b> |



**Table 4.3-C Amount of Revenue and Expenditure Per Full-Time Equivalent Student  
Canada**

|                                             | 2014-15   |               | 2015-16   |               | 2016-17   |               | 2017-18   |               | 2018-19   |               |
|---------------------------------------------|-----------|---------------|-----------|---------------|-----------|---------------|-----------|---------------|-----------|---------------|
|                                             | N         | Avg.          | N         | Avg.          | N         | Avg.          | N         | Avg.          | N         | Avg.          |
| <b>Revenue</b>                              |           |               |           |               |           |               |           |               |           |               |
| Tuition and Fees                            | 37        | 23,687        | 36        | 27,010        | 36        | 26,616        | 36        | 24,668        | 36        | 23,219        |
| Govt. Grants, Contracts, & Appropriations   | 21        | 5,470         | 20        | 5,595         | 20        | 6,502         | 21        | 6,171         | 20        | 6,825         |
| Contributions from Religious Orgs.          | 29        | 29,032        | 30        | 22,611        | 30        | 22,598        | 30        | 12,835        | 30        | 14,328        |
| Contributions from other Orgs. & Indivs.    | 37        | 12,918        | 37        | 16,037        | 37        | 13,779        | 37        | 13,285        | 37        | 18,170        |
| Value of Contributed Services               | 7         | 8,531         | 6         | 11,876        | 6         | 8,834         | 6         | 11,131        | 6         | 11,047        |
| Investment Income                           | 34        | 8,782         | 34        | 4,832         | 35        | 9,935         | 34        | 6,167         | 31        | 8,506         |
| Auxiliary Enterprises                       | 22        | 11,283        | 22        | 12,057        | 21        | 14,840        | 22        | 10,877        | 22        | 12,726        |
| Net Realized Gains on Long-Term Investments | 9         | 11,619        | 9         | 2,419         | 9         | 7,012         | 10        | 3,852         | 9         | 7,289         |
| Net Unrealized Appreciation (Depreciation)  | 11        | 789           | 12        | -4,451        | 12        | 2,884         | 11        | 1,437         | 13        | -867          |
| Other Sources                               | 33        | 12,713        | 34        | 8,604         | 33        | 8,723         | 31        | 9,581         | 33        | 12,883        |
| <b>Total Revenue</b>                        | <b>39</b> | <b>88,474</b> | <b>38</b> | <b>82,044</b> | <b>38</b> | <b>88,787</b> | <b>38</b> | <b>72,666</b> | <b>38</b> | <b>83,262</b> |

**Table 4.3-C Amount of Revenue and Expenditure Per Full-Time Equivalent Student  
Canada**

|                                          | 2014-15   |               | 2015-16   |               | 2016-17   |               | 2017-18   |               | 2018-19   |               |
|------------------------------------------|-----------|---------------|-----------|---------------|-----------|---------------|-----------|---------------|-----------|---------------|
|                                          | N         | Avg.          | N         | Avg.          | N         | Avg.          | N         | Avg.          | N         | Avg.          |
| <b>Expenditures</b>                      |           |               |           |               |           |               |           |               |           |               |
| Instruction                              | 39        | 21,379        | 38        | 24,969        | 38        | 24,774        | 38        | 24,671        | 38        | 24,424        |
| Research                                 | 4         | 189           | 3         | 1,841         | 4         | 1,128         | 3         | 1,270         | 4         | 760           |
| Public Service                           | 9         | 1,635         | 9         | 1,622         | 9         | 2,477         | 9         | 1,543         | 9         | 3,044         |
| Library                                  | 33        | 6,824         | 32        | 7,007         | 30        | 7,650         | 30        | 6,869         | 29        | 7,485         |
| Academic Support                         | 22        | 3,432         | 21        | 3,301         | 22        | 2,964         | 22        | 3,634         | 24        | 4,706         |
| Student Services                         | 20        | 8,909         | 22        | 8,537         | 22        | 8,730         | 24        | 7,787         | 23        | 7,883         |
| Admissions                               | 22        | 2,020         | 22        | 2,127         | 21        | 2,802         | 20        | 2,949         | 21        | 2,633         |
| Institutional Support                    | 31        | 23,898        | 33        | 22,251        | 33        | 21,994        | 33        | 21,481        | 34        | 24,414        |
| Operation and Maintenance of Plant       | 36        | 10,039        | 34        | 10,917        | 33        | 12,474        | 34        | 10,489        | 36        | 12,135        |
| Scholarships and Fellowships             | 29        | 2,696         | 32        | 2,928         | 32        | 2,910         | 33        | 2,935         | 33        | 3,863         |
| <b>Subtotal: Education &amp; General</b> | <b>39</b> | <b>65,461</b> | <b>38</b> | <b>70,954</b> | <b>38</b> | <b>72,220</b> | <b>38</b> | <b>69,722</b> | <b>38</b> | <b>76,832</b> |
| Auxiliary Enterprises                    | 21        | 5,007         | 21        | 6,452         | 20        | 5,157         | 21        | 5,659         | 22        | 7,056         |
| <b>Total Expenditures</b>                | <b>39</b> | <b>68,157</b> | <b>38</b> | <b>74,520</b> | <b>38</b> | <b>74,935</b> | <b>38</b> | <b>72,850</b> | <b>38</b> | <b>80,916</b> |

**Table 4.4-A Revenue Sources as a Percent of Total Revenue  
All Member Schools**

|                                             | 2014-15 | 2015-16 | 2016-17 | 2017-18 | 2018-19 |
|---------------------------------------------|---------|---------|---------|---------|---------|
| Auxiliary Enterprises                       | 7.7     | 8.9     | 5.7     | 5.9     | 6.4     |
| Contributions from other Orgs. & Indivs.    | 26.9    | 29.5    | 20.4    | 21.1    | 23.7    |
| Contributions from Religious Orgs.          | 8.0     | 9.3     | 5.9     | 6.7     | 6.9     |
| Govt. Grants, Contracts, & Appropriations   | 1.1     | 1.3     | 1.1     | 1.1     | 0.8     |
| Investment Income                           | 11.2    | 11.4    | 11.2    | 11.2    | 11.6    |
| Net Realized Gains on Long-Term Investments | 9.5     | 3.7     | 10.0    | 10.6    | 5.7     |
| Net Unrealized Appreciation (Depreciation)  | (6.6)   | (13.0)  | 10.5    | 4.9     | 2.0     |
| Other Sources                               | 7.2     | 6.4     | 7.0     | 6.8     | 9.0     |
| Tuition and Fees                            | 34.5    | 41.0    | 27.6    | 31.0    | 33.3    |
| Value of Contributed Services               | 0.8     | 1.5     | 0.7     | 0.7     | 0.7     |

**Table 4.4-B Revenue Sources as a Percent of Total Revenue  
United States**

|                                             | 2014-15 | 2015-16 | 2016-17 | 2017-18 | 2018-19 |
|---------------------------------------------|---------|---------|---------|---------|---------|
| Auxiliary Enterprises                       | 7.7     | 8.8     | 5.5     | 5.7     | 6.2     |
| Contributions from other Orgs. & Indivs.    | 27.7    | 30.2    | 20.6    | 21.4    | 23.9    |
| Contributions from Religious Orgs.          | 7.1     | 8.6     | 5.5     | 6.3     | 6.5     |
| Govt. Grants, Contracts, & Appropriations   | 0.8     | 1.1     | 1.0     | 1.0     | 0.6     |
| Investment Income                           | 11.3    | 11.7    | 11.2    | 11.3    | 11.7    |
| Net Realized Gains on Long-Term Investments | 9.7     | 3.8     | 10.3    | 11.0    | 5.8     |
| Net Unrealized Appreciation (Depreciation)  | (7.2)   | (13.6)  | 10.8    | 5.1     | 2.1     |
| Other Sources                               | 6.9     | 6.3     | 7.0     | 6.7     | 9.1     |
| Tuition and Fees                            | 35.4    | 41.7    | 27.6    | 31.0    | 33.4    |
| Value of Contributed Services               | 0.7     | 1.4     | 0.6     | 0.6     | 0.6     |

**Table 4.4-C Revenue Sources as a Percent of Total Revenue  
Canada**

|                                             | 2014-15 | 2015-16 | 2016-17 | 2017-18 | 2018-19 |
|---------------------------------------------|---------|---------|---------|---------|---------|
| Auxiliary Enterprises                       | 7.6     | 10.8    | 8.8     | 10.3    | 10.5    |
| Contributions from other Orgs. & Indivs.    | 15.2    | 17.7    | 16.4    | 15.3    | 18.8    |
| Contributions from Religious Orgs.          | 20.1    | 22.0    | 15.1    | 16.6    | 13.4    |
| Govt. Grants, Contracts, & Appropriations   | 4.2     | 5.5     | 5.1     | 5.6     | 4.8     |
| Investment Income                           | 9.0     | 6.1     | 10.9    | 8.0     | 8.7     |
| Net Realized Gains on Long-Term Investments | 6.5     | 0.9     | 3.5     | 2.2     | 3.0     |
| Net Unrealized Appreciation (Depreciation)  | 2.4     | (2.5)   | 4.7     | 0.0     | 0.7     |
| Other Sources                               | 11.0    | 7.0     | 6.4     | 8.6     | 8.1     |
| Tuition and Fees                            | 21.8    | 30.0    | 27.0    | 30.9    | 29.7    |
| Value of Contributed Services               | 2.1     | 2.5     | 2.1     | 2.5     | 2.3     |

**Table 4.5-A Revenue Sources as a Percent of Total Revenues by Church/Denomination, 2019**  
**All Member Schools**

|                                             | <b>Roman Catholic</b> |  | <b>Protestant Denom.</b> |  | <b>Inter/Non-Denom.</b> |
|---------------------------------------------|-----------------------|--|--------------------------|--|-------------------------|
| Tuition and Fees                            | 32.8                  |  | 29.8                     |  | 40.7                    |
| Govt. Grants, Contracts, & Appropriations   | 0.3                   |  | 1.0                      |  | 0.9                     |
| Contributions from Religious Orgs.          | 7.1                   |  | 8.9                      |  | 2.6                     |
| Contributions from other Orgs. & Indivs.    | 23.8                  |  | 24.0                     |  | 22.6                    |
| Value of Contributed Services               | 3.2                   |  | 0.1                      |  | 0.3                     |
| Investment Income                           | 6.9                   |  | 11.5                     |  | 14.7                    |
| Auxiliary Enterprises                       | 6.4                   |  | 6.5                      |  | 5.8                     |
| Net Realized Gains on Long-Term Investments | 4.5                   |  | 7.5                      |  | 2.8                     |
| Net Unrealized Appreciation (Depreciation)  | 0.3                   |  | 2.7                      |  | 1.8                     |
| Other Sources                               | 14.7                  |  | 8.0                      |  | 7.9                     |

**Table 4.5-B Revenue Sources as a Percent of Total Revenues by Church/Denomination, 2019**  
**United States**

|                                             | <b>Roman Catholic</b> |  | <b>Protestant Denom.</b> |  | <b>Inter/Non-Denom.</b> |
|---------------------------------------------|-----------------------|--|--------------------------|--|-------------------------|
| Tuition and Fees                            | 33.6                  |  | 30.1                     |  | 40.4                    |
| Govt. Grants, Contracts, & Appropriations   | 0.2                   |  | 0.7                      |  | 0.7                     |
| Contributions from Religious Orgs.          | 6.1                   |  | 8.9                      |  | 1.9                     |
| Contributions from other Orgs. & Indivs.    | 24.1                  |  | 24.1                     |  | 23.1                    |
| Value of Contributed Services               | 3.2                   |  | 0.1                      |  | 0.1                     |
| Investment Income                           | 6.5                   |  | 11.6                     |  | 15.4                    |
| Auxiliary Enterprises                       | 6.5                   |  | 6.2                      |  | 5.5                     |
| Net Realized Gains on Long-Term Investments | 4.8                   |  | 7.6                      |  | 2.9                     |
| Net Unrealized Appreciation (Depreciation)  | 0.3                   |  | 2.7                      |  | 1.9                     |
| Other Sources                               | 14.7                  |  | 8.0                      |  | 8.0                     |

**Table 4.5-C Revenue Sources as a Percent of Total Revenues by Church/Denomination, 2019**  
**Canada**

|                                             | <b>Roman Catholic</b> |  | <b>Protestant Denom.</b> |  | <b>Inter/Non-Denom.</b> |
|---------------------------------------------|-----------------------|--|--------------------------|--|-------------------------|
| Tuition and Fees                            | 17.8                  |  | 22.0                     |  | 43.8                    |
| Govt. Grants, Contracts, & Appropriations   | 2.6                   |  | 7.6                      |  | 2.7                     |
| Contributions from Religious Orgs.          | 24.9                  |  | 9.0                      |  | 13.0                    |
| Contributions from other Orgs. & Indivs.    | 17.7                  |  | 22.0                     |  | 15.8                    |
| Value of Contributed Services               | 2.2                   |  | 0.7                      |  | 4.1                     |
| Investment Income                           | 15.6                  |  | 10.3                     |  | 3.7                     |
| Auxiliary Enterprises                       | 4.0                   |  | 13.5                     |  | 10.3                    |
| Net Realized Gains on Long-Term Investments | 0.0                   |  | 5.7                      |  | 1.3                     |
| Net Unrealized Appreciation (Depreciation)  | 0.7                   |  | 2.0                      |  | (0.7)                   |
| Other Sources                               | 14.5                  |  | 7.4                      |  | 5.9                     |

**Table 4.6-A Expenditures as a Percent of Total Expenditures  
All Member Schools**

|                                    | 2014-15 | 2015-16 | 2016-17 | 2017-18 | 2018-19 |
|------------------------------------|---------|---------|---------|---------|---------|
| Instruction                        | 29.6    | 29.5    | 29.7    | 30.5    | 30.0    |
| Research                           | 0.6     | 0.6     | 0.7     | 0.6     | 0.6     |
| Public Service                     | 1.4     | 0.9     | 0.9     | 1.0     | 1.0     |
| Library                            | 4.3     | 4.3     | 4.1     | 4.0     | 4.1     |
| Academic Support                   | 5.8     | 5.5     | 5.8     | 5.6     | 5.8     |
| Student Services                   | 4.2     | 4.4     | 4.3     | 4.4     | 4.5     |
| Admissions                         | 2.0     | 2.0     | 2.2     | 2.2     | 2.1     |
| Institutional Support              | 22.4    | 22.9    | 21.8    | 21.1    | 21.2    |
| Operation and Maintenance of Plant | 10.1    | 10.3    | 10.2    | 10.2    | 10.9    |
| Scholarships and Fellowships       | 11.6    | 11.7    | 11.9    | 12.2    | 12.3    |
| Subtotal: Education & General      | 92.1    | 92.1    | 91.7    | 91.8    | 92.4    |
| Auxiliary Enterprises              | 7.9     | 7.9     | 8.3     | 8.2     | 7.6     |

**Table 4.6-B Expenditures as a Percent of Total Expenditures  
United States**

|                                    | 2014-15 | 2015-16 | 2016-17 | 2017-18 | 2018-19 |
|------------------------------------|---------|---------|---------|---------|---------|
| Instruction                        | 29.2    | 29.2    | 29.3    | 30.1    | 29.7    |
| Research                           | 0.6     | 0.6     | 0.7     | 0.6     | 0.6     |
| Public Service                     | 1.4     | 0.9     | 1.0     | 1.0     | 1.0     |
| Library                            | 4.3     | 4.3     | 4.1     | 4.0     | 4.1     |
| Academic Support                   | 5.9     | 5.6     | 5.9     | 5.6     | 6.0     |
| Student Services                   | 4.3     | 4.6     | 4.5     | 4.5     | 4.7     |
| Admissions                         | 1.9     | 1.9     | 2.1     | 2.1     | 2.0     |
| Institutional Support              | 22.5    | 22.9    | 21.9    | 21.1    | 21.1    |
| Operation and Maintenance of Plant | 9.9     | 10.0    | 9.9     | 10.0    | 10.6    |
| Scholarships and Fellowships       | 11.9    | 12.0    | 12.2    | 12.5    | 12.6    |
| Subtotal: Education & General      | 92.0    | 92.0    | 91.6    | 91.7    | 92.3    |
| Auxiliary Enterprises              | 8.0     | 8.0     | 8.4     | 8.3     | 7.7     |

**Table 4.6-C Expenditures as a Percent of Total Expenditures  
Canada**

|                                    | 2014-15 | 2015-16 | 2016-17 | 2017-18 | 2018-19 |
|------------------------------------|---------|---------|---------|---------|---------|
| Instruction                        | 37.5    | 37.5    | 37.6    | 38.1    | 36.3    |
| Research                           | 0.1     | 0.1     | 0.2     | 0.1     | 0.1     |
| Public Service                     | 0.5     | 0.5     | 0.7     | 0.6     | 0.8     |
| Library                            | 4.8     | 4.6     | 4.4     | 4.2     | 4.0     |
| Academic Support                   | 3.7     | 3.1     | 3.2     | 3.7     | 3.6     |
| Student Services                   | 1.3     | 1.6     | 1.7     | 1.8     | 1.6     |
| Admissions                         | 3.8     | 3.4     | 4.1     | 4.3     | 3.4     |
| Institutional Support              | 22.0    | 22.0    | 20.3    | 21.4    | 22.0    |
| Operation and Maintenance of Plant | 15.4    | 15.7    | 16.6    | 14.2    | 16.4    |
| Scholarships and Fellowships       | 5.2     | 5.2     | 5.6     | 5.8     | 6.0     |
| Subtotal: Education & General      | 94.4    | 93.8    | 94.3    | 94.1    | 94.1    |
| Auxiliary Enterprises              | 5.6     | 6.2     | 5.7     | 5.9     | 5.9     |

**Table 4.7-A Expenditures Sources as a Percent of Total Expenditures by Church/Denomination, 2019**  
**All Member Schools**

|                                    | Roman Catholic | Protestant Denom. | Inter/Non-Denom. |
|------------------------------------|----------------|-------------------|------------------|
| Instruction                        | 28.9           | 29.6              | 31.5             |
| Research                           | 0.3            | 0.3               | 1.1              |
| Public Service                     | 0.5            | 0.8               | 1.6              |
| Library                            | 3.3            | 4.4               | 3.8              |
| Academic Support                   | 4.4            | 6.4               | 5.8              |
| Student Services                   | 5.3            | 3.9               | 5.3              |
| Admissions                         | 0.9            | 2.2               | 2.4              |
| Institutional Support              | 18.5           | 21.7              | 21.6             |
| Operation and Maintenance of Plant | 22.3           | 9.9               | 6.5              |
| Scholarships and Fellowships       | 7.8            | 12.6              | 14.1             |
| Subtotal: Education & General      | 92.1           | 91.7              | 93.7             |
| Auxiliary Enterprises              | 7.9            | 8.3               | 6.3              |

**Table 4.7-B Expenditures Sources as a Percent of Total Expenditures by Church/Denomination, 2019**  
**United States**

|                                    | Roman Catholic | Protestant Denom. | Inter/Non-Denom. |
|------------------------------------|----------------|-------------------|------------------|
| Instruction                        | 28.7           | 29.2              | 31.4             |
| Research                           | 0.3            | 0.3               | 1.2              |
| Public Service                     | 0.5            | 0.7               | 1.7              |
| Library                            | 3.2            | 4.5               | 3.8              |
| Academic Support                   | 4.7            | 6.4               | 6.0              |
| Student Services                   | 5.5            | 4.0               | 5.5              |
| Admissions                         | 0.8            | 2.2               | 2.2              |
| Institutional Support              | 18.0           | 21.8              | 21.6             |
| Operation and Maintenance of Plant | 22.4           | 9.9               | 5.7              |
| Scholarships and Fellowships       | 8.0            | 12.8              | 14.6             |
| Subtotal: Education & General      | 92.0           | 91.6              | 93.7             |
| Auxiliary Enterprises              | 8.0            | 8.4               | 6.3              |

**Table 4.7-C Expenditures Sources as a Percent of Total Expenditures by Church/Denomination, 2019**  
**Canada**

|                                    | Roman Catholic | Protestant Denom. | Inter/Non-Denom. |
|------------------------------------|----------------|-------------------|------------------|
| Instruction                        | 33.6           | 40.4              | 33.4             |
| Research                           | 0.0            | 0.1               | 0.2              |
| Public Service                     | 0.0            | 1.3               | 0.6              |
| Library                            | 3.9            | 3.5               | 4.5              |
| Academic Support                   | 0.5            | 6.3               | 2.3              |
| Student Services                   | 1.2            | 1.7               | 1.6              |
| Admissions                         | 1.6            | 2.6               | 5.0              |
| Institutional Support              | 27.4           | 20.4              | 21.1             |
| Operation and Maintenance of Plant | 21.4           | 11.6              | 19.2             |
| Scholarships and Fellowships       | 4.1            | 6.5               | 6.3              |
| Subtotal: Education & General      | 93.7           | 94.5              | 94.0             |
| Auxiliary Enterprises              | 6.3            | 5.5               | 6.0              |

**Table 4.8 Average General Expenditure Per Full-Time Equivalent Student by Full-Time Equivalent Enrollment Size**

|                              | 2017-18 |    | 2018-19 |    |
|------------------------------|---------|----|---------|----|
|                              | Average | N  | Average | N  |
| <b>United States Schools</b> |         |    |         |    |
| < 75                         | 59,506  | 79 | 64,071  | 82 |
| 75 - 150                     | 57,284  | 73 | 56,811  | 68 |
| 151 - 300                    | 49,805  | 44 | 50,534  | 50 |
| 301 - 500                    | 49,677  | 13 | 48,052  | 14 |
| 501 - 1000                   | 30,540  | 11 | 32,367  | 9  |
| > 1000                       | 29,641  | 7  | 27,957  | 8  |
| <b>Canadian Schools</b>      |         |    |         |    |
| < 75                         | 68,765  | 26 | 79,555  | 25 |
| 75 - 150                     | 24,664  | 8  | 26,024  | 8  |
| 151 - 300                    | 25,178  | 3  | 25,182  | 4  |
| 301 - 500                    | 36,512  | 1  | 39,046  | 1  |
| 501 - 1000                   | 0       | 0  | 0       | 0  |
| > 1000                       | 0       | 0  | 0       | 0  |

All data is displayed in U.S. dollars.

N = Number reporting.

**Table 4.9 Average General Expenditure Per Full-Time Equivalent at Roman Catholic and Non-Roman Catholic Schools**

|                              | 2017-18 |     | 2018-19 |     |
|------------------------------|---------|-----|---------|-----|
|                              | Average | N   | Average | N   |
| <b>United States Schools</b> |         |     |         |     |
| Roman Catholic               | 66,754  | 45  | 66,866  | 46  |
| Protestant                   | 50,876  | 182 | 52,527  | 187 |
| <b>Canadian Schools</b>      |         |     |         |     |
| Roman Catholic               | 118,984 | 8   | 145,201 | 7   |
| Protestant                   | 38,179  | 30  | 42,595  | 31  |

All data is displayed in U.S. dollars.

N = Number reporting.

**Table 4.10-A Total Revenue and Expenditures - All Member Schools**  
(in \$000s)

|         | Revenue   | Expenditures | Surplus/<br>Deficit |
|---------|-----------|--------------|---------------------|
| 2013-14 | 2,265,133 | 1,771,103    | 494,030             |
| 2014-15 | 2,602,033 | 1,825,165    | 776,867             |
| 2015-16 | 1,960,349 | 1,873,265    | 87,084              |
| 2016-17 | 1,668,779 | 1,918,846    | (250,067)           |
| 2017-18 | 2,521,941 | 1,931,919    | 590,022             |
| 2018-19 | 2,414,988 | 2,006,137    | 408,851             |
| 2019-20 | 2,297,145 | 2,050,900    | 246,245             |

**Table 4.10-B Total Revenue and Expenditures - United States**  
(in \$000s)

|         | Revenue   | Expenditures | Surplus/<br>Deficit |
|---------|-----------|--------------|---------------------|
| 2013-14 | 2,145,569 | 1,665,391    | 480,179             |
| 2014-15 | 2,475,660 | 1,718,777    | 756,883             |
| 2015-16 | 1,801,891 | 1,761,374    | 40,517              |
| 2016-17 | 1,550,987 | 1,804,181    | (253,193)           |
| 2017-18 | 2,380,785 | 1,816,055    | 564,730             |
| 2018-19 | 2,288,447 | 1,887,862    | 400,585             |
| 2019-20 | 2,161,438 | 1,925,641    | 235,797             |

**Table 4.10-C Total Revenue and Expenditures - Canada**  
(in \$000s)

|         | Revenue | Expenditures | Surplus/<br>Deficit |
|---------|---------|--------------|---------------------|
| 2013-14 | 119,564 | 105,712      | 13,852              |
| 2014-15 | 126,372 | 106,388      | 19,984              |
| 2015-16 | 158,458 | 111,891      | 46,568              |
| 2016-17 | 117,792 | 114,665      | 3,126               |
| 2017-18 | 141,156 | 115,864      | 25,292              |
| 2018-19 | 126,541 | 118,275      | 8,267               |
| 2019-20 | 135,707 | 125,259      | 10,448              |



**Table 5.1-A Total Giving by Source, 2019**
**All Member Schools**

|                              | Operating Gifts |            | Capital Gifts |            |
|------------------------------|-----------------|------------|---------------|------------|
|                              | \$000           | % of Total | \$000         | % of Total |
| <b>Individuals</b>           |                 |            |               |            |
| Alumni/ae                    | 40,805          | 7.9        | 21,797        | 8.6        |
| Other Indiv. (incl. parents) | 211,273         | 40.8       | 129,123       | 50.9       |
| Subtotals                    | 252,078         | 48.7       | 150,920       | 59.5       |
| <b>Organization</b>          |                 |            |               |            |
| Foundations                  | 122,516         | 23.7       | 51,160        | 20.2       |
| Corporations                 | 19,493          | 3.8        | 8,070         | 3.2        |
| Religious Organizations      | 105,328         | 20.4       | 16,366        | 6.5        |
| Fundraising Consortia        | 5,054           | 1.0        | 25            | 0.0        |
| Other Organizations          | 12,956          | 2.5        | 26,970        | 10.6       |
| Subtotals                    | 265,347         | 51.3       | 102,590       | 40.5       |
| <b>Number of Respondents</b> | 276             |            |               |            |

**Table 5.1-B Total Giving by Source, 2019**
**United States**

|                              | Operating Gifts |            | Capital Gifts |            |
|------------------------------|-----------------|------------|---------------|------------|
|                              | \$000           | % of Total | \$000         | % of Total |
| <b>Individuals</b>           |                 |            |               |            |
| Alumni/ae                    | 38,663          | 7.8        | 21,170        | 8.6        |
| Other Indiv. (incl. parents) | 204,328         | 41.1       | 124,334       | 50.8       |
| Subtotals                    | 242,991         | 48.9       | 145,504       | 59.4       |
| <b>Organization</b>          |                 |            |               |            |
| Foundations                  | 118,642         | 23.9       | 49,897        | 20.4       |
| Corporations                 | 18,265          | 3.7        | 7,357         | 3.0        |
| Religious Organizations      | 99,142          | 20.0       | 15,237        | 6.2        |
| Fundraising Consortia        | 5,054           | 1.0        | 25            | 0.0        |
| Other Organizations          | 12,607          | 2.5        | 26,790        | 10.9       |
| Subtotals                    | 253,710         | 51.1       | 99,305        | 40.6       |
| <b>Number of Respondents</b> | 236             |            |               |            |

**Table 5.1-C Total Giving by Source, 2019**
**Canada**

|                              | Operating Gifts |            | Capital Gifts |            |
|------------------------------|-----------------|------------|---------------|------------|
|                              | \$000           | % of Total | \$000         | % of Total |
| <b>Individuals</b>           |                 |            |               |            |
| Alumni/ae                    | 2,818           | 10.3       | 825           | 7.2        |
| Other Indiv. (incl. parents) | 9,137           | 33.5       | 6,302         | 55.0       |
| Subtotals                    | 11,956          | 43.8       | 7,127         | 62.2       |
| <b>Organization</b>          |                 |            |               |            |
| Foundations                  | 5,097           | 18.7       | 1,662         | 14.5       |
| Corporations                 | 1,615           | 5.9        | 939           | 8.2        |
| Religious Organizations      | 8,139           | 29.9       | 1,486         | 13.0       |
| Fundraising Consortia        | 1               | 0.0        | 0             |            |
| Other Organizations          | 458             | 1.7        | 237           | 2.1        |
| Subtotals                    | 15,311          | 56.2       | 4,323         | 37.8       |
| <b>Number of Respondents</b> | 40              |            |               |            |

**Table 5.2-A Average and Median Amounts of Giving Source by Church/Denominational Affiliation  
All Schools**

|                                     |         | Catholic & Orthodox |         | Protestant  |         | Non/Inter/<br>Multidenominational |         |
|-------------------------------------|---------|---------------------|---------|-------------|---------|-----------------------------------|---------|
|                                     |         | Operational         | Capital | Operational | Capital | Operational                       | Capital |
| <b>Alumni/ae</b>                    | Average | 130.6               | 117.5   | 145.9       | 72      | 169.7                             | 58.2    |
|                                     | Median  | 30.1                | -       | 68.4        | 9.3     | 35                                | .4      |
| <b>Other Indiv. (incl. parents)</b> | Average | 758.6               | 340.3   | 609.5       | 573.3   | 1,157.3                           | 333.2   |
|                                     | Median  | 352.7               | 12      | 272.2       | 72.9    | 329.9                             | 23.6    |
| <b>Foundations</b>                  | Average | 271.3               | 214.4   | 460.8       | 127.9   | 572                               | 298.6   |
|                                     | Median  | 48.1                | -       | 64.5        | 1       | 140.8                             | -       |
| <b>Corporations</b>                 | Average | 97.4                | 28      | 53.9        | 23.3    | 85.5                              | 45.1    |
|                                     | Median  | 5.9                 | -       | 5.5         | -       | 3.3                               | -       |
| <b>Religious Organizations</b>      | Average | 206.2               | 67.6    | 534.5       | 76.3    | 177                               | 9       |
|                                     | Median  | 27.3                | -       | 144.3       | 1       | 19.6                              | -       |
| <b>Fundraising Consortia</b>        | Average | 42.4                | .2      | 14.6        | -       | 3.8                               | -       |
|                                     | Median  | -                   | -       | -           | -       | -                                 | -       |
| <b>Other Organizations</b>          | Average | 41.9                | 36.3    | 36.4        | 26.7    | 78                                | 333.3   |
|                                     | Median  | -                   | -       | -           | -       | -                                 | -       |

Hyphens indicate that an insufficient number of records was reported for this calculation.

**Table 5.2-B Average and Median Amounts of Giving Source by Church/Denominational Affiliation  
United States**

|                                     |         | Catholic & Orthodox |         | Protestant  |         | Non/Inter/<br>Multidenominational |         |
|-------------------------------------|---------|---------------------|---------|-------------|---------|-----------------------------------|---------|
|                                     |         | Operational         | Capital | Operational | Capital | Operational                       | Capital |
| <b>Alumni/ae</b>                    | Average | 149                 | 134.6   | 165.2       | 82.6    | 175.4                             | 62      |
|                                     | Median  | 48.3                | -       | 81.6        | 13.8    | 35                                | -       |
| <b>Other Indiv. (incl. parents)</b> | Average | 843.3               | 372.7   | 688.6       | 647.7   | 1,335.2                           | 379.4   |
|                                     | Median  | 364                 | 26.3    | 312.7       | 103.5   | 359.5                             | 27.6    |
| <b>Foundations</b>                  | Average | 307.8               | 245.3   | 524.3       | 145.6   | 647                               | 342.7   |
|                                     | Median  | 62                  | -       | 109.2       | 3       | 180.7                             | -       |
| <b>Corporations</b>                 | Average | 108                 | 32.2    | 60.7        | 26.2    | 88.2                              | 42.7    |
|                                     | Median  | 6.6                 | -       | 6.6         | -       | 2.2                               | -       |
| <b>Religious Organizations</b>      | Average | 194.9               | 75.8    | 603.4       | 82.5    | 187.9                             | 8       |
|                                     | Median  | 27.3                | -       | 158.8       | 1.4     | 22.3                              | -       |
| <b>Fundraising Consortia</b>        | Average | 48.8                | .3      | 17          | .1      | 4.6                               | .1      |
|                                     | Median  | -                   | -       | -           | -       | -                                 | -       |
| <b>Other Organizations</b>          | Average | 44.2                | 41.3    | 42.4        | 30      | 90.5                              | 397.4   |
|                                     | Median  | -                   | -       | -           | -       | -                                 | -       |

**Table 5.2-C Average and Median Amounts of Giving Source by Church/Denominational Affiliation  
Canada**

|                                     |         | Catholic & Orthodox |         | Protestant  |         | Non/Inter/<br>Multidenominational |         |
|-------------------------------------|---------|---------------------|---------|-------------|---------|-----------------------------------|---------|
|                                     |         | Operational         | Capital | Operational | Capital | Operational                       | Capital |
| <b>Alumni/ae</b>                    | Average | 11.6                | 5.3     | 40.1        | 12.4    | 184.2                             | 51.1    |
|                                     | Median  | 1.1                 | -       | 16.5        | .1      | 33.6                              | .5      |
| <b>Other Indiv. (incl. parents)</b> | Average | 260                 | 165.1   | 182         | 170.9   | 305.4                             | 122.1   |
|                                     | Median  | 127.8               | -       | 69.4        | 15.7    | 27.1                              | 4.7     |
| <b>Foundations</b>                  | Average | 38.3                | 12.7    | 108.9       | 29.4    | 239.5                             | 91.3    |
|                                     | Median  | 20.2                | -       | 10.4        | -       | 41.3                              | 12.5    |
| <b>Corporations</b>                 | Average | 35.5                | .3      | 17.9        | 8       | 93.7                              | 76      |
|                                     | Median  | 6                   | -       | 1.2         | -       | 17.3                              | -       |
| <b>Religious Organizations</b>      | Average | 369.4               | 17.7    | 163.5       | 52.4    | 158.6                             | 19      |
|                                     | Median  | 35.6                | -       | 51.5        | -       | 8.9                               | -       |
| <b>Fundraising Consortia</b>        | Average | -                   | -       | -           | -       | .1                                | -       |
|                                     | Median  | -                   | -       | -           | -       | -                                 | -       |
| <b>Other Organizations</b>          | Average | 34.8                | 3.8     | .4          | 9.4     | 17.1                              | -       |
|                                     | Median  | -                   | -       | -           | -       | -                                 | -       |

Hyphens indicate that an insufficient number of records was reported for this calculation.

**Table 5.3-A Average and Median Amounts of Giving Source by Institutional Affiliation - All Schools**

|                                     |         | University-Affiliated |         | College-Affiliated |         | Independent |         |
|-------------------------------------|---------|-----------------------|---------|--------------------|---------|-------------|---------|
|                                     |         | Operational           | Capital | Operational        | Capital | Operational | Capital |
| <b>Alumni/ae</b>                    | Average | 113.4                 | 132.4   | 172.4              | 133.5   | 157.1       | 41.1    |
|                                     | Median  | 17.8                  | 2.5     | 76.5               | 3       | 60.1        | 1       |
| <b>Other Indiv. (incl. parents)</b> | Average | 367.7                 | 363.8   | 484.8              | 271.7   | 1,015.8     | 564.4   |
|                                     | Median  | 129.1                 | 19.1    | 144                | 19      | 405         | 47.5    |
| <b>Foundations</b>                  | Average | 581.7                 | 401.3   | 233.5              | 158.8   | 435.1       | 94.8    |
|                                     | Median  | 31.4                  | .3      | 36                 | -       | 95.1        | -       |
| <b>Corporations</b>                 | Average | 86.2                  | 41.3    | 78.3               | 14.4    | 61.7        | 27.6    |
|                                     | Median  | 1.2                   | -       | 3.7                | -       | 7.9         | -       |
| <b>Religious Organizations</b>      | Average | 252                   | 18.9    | 121.3              | 12      | 505.9       | 89.5    |
|                                     | Median  | 14.8                  | -       | 64.6               | -       | 144.1       | -       |
| <b>Fundraising Consortia</b>        | Average | 3.6                   | -       | 8.4                | .1      | 27.4        | .1      |
|                                     | Median  | -                     | -       | -                  | -       | -           | -       |
| <b>Other Organizations</b>          | Average | 73.7                  | 314.5   | 38                 | 34.1    | 37.1        | 16.2    |
|                                     | Median  | -                     | -       | 1.1                | -       | -           | -       |

Hyphens indicate that an insufficient number of records was reported for this calculation.

**Table 5.3-B Average and Median Amounts of Giving Source by Institutional Affiliation - United States**

|                                     |         | University-Affiliated |         | College-Affiliated |         | Independent |         |
|-------------------------------------|---------|-----------------------|---------|--------------------|---------|-------------|---------|
|                                     |         | Operational           | Capital | Operational        | Capital | Operational | Capital |
| <b>Alumni/ae</b>                    | Average | 124                   | 144.3   | 192.5              | 167.3   | 176.2       | 45.6    |
|                                     | Median  | 23                    | 2.4     | 78.8               | 8.7     | 72.3        | 2       |
| <b>Other Indiv. (incl. parents)</b> | Average | 396.8                 | 388.9   | 583.9              | 323.1   | 1,155.5     | 640.1   |
|                                     | Median  | 162.3                 | 19.1    | 166.5              | 31.8    | 503.5       | 103.5   |
| <b>Foundations</b>                  | Average | 640.4                 | 441.6   | 236.8              | 185.4   | 498.5       | 107.4   |
|                                     | Median  | 54.9                  | -       | 30                 | -       | 137.5       | -       |
| <b>Corporations</b>                 | Average | 94.9                  | 45.6    | 88.6               | 12.3    | 66.4        | 28.6    |
|                                     | Median  | 1.6                   | -       | 3.5                | -       | 10.3        | -       |
| <b>Religious Organizations</b>      | Average | 276.3                 | 13      | 134.3              | 15      | 555.2       | 100.7   |
|                                     | Median  | 22.7                  | -       | 66                 | -       | 149.4       | -       |
| <b>Fundraising Consortia</b>        | Average | 4                     | -       | 10.7               | .2      | 32.2        | .1      |
|                                     | Median  | -                     | -       | -                  | -       | -           | -       |
| <b>Other Organizations</b>          | Average | 81.5                  | 345.5   | 47.2               | 43.6    | 41.4        | 18.8    |
|                                     | Median  | -                     | -       | 2                  | -       | .1          | -       |

**Table 5.3-C Average and Median Amounts of Giving Source by Institutional Affiliation - Canada**

|                                     |         | University-Affiliated |         | College-Affiliated |         | Independent |         |
|-------------------------------------|---------|-----------------------|---------|--------------------|---------|-------------|---------|
|                                     |         | Operational           | Capital | Operational        | Capital | Operational | Capital |
| <b>Alumni/ae</b>                    | Average | 18.1                  | 26.1    | 133                | 17.2    | 62.3        | 20.3    |
|                                     | Median  | 12                    | 20.6    | 52.5               | .1      | 15.7        | -       |
| <b>Other Indiv. (incl. parents)</b> | Average | 123.5                 | 167.4   | 174.1              | 117     | 279.4       | 169.8   |
|                                     | Median  | 15.2                  | 15.7    | 62.7               | -       | 127.8       | 30.5    |
| <b>Foundations</b>                  | Average | 36.6                  | 27.9    | 291.5              | 84.6    | 92.4        | 29.4    |
|                                     | Median  | 3.6                   | 8       | 117                | -       | 27          | -       |
| <b>Corporations</b>                 | Average | 4.3                   | .9      | 55                 | 28.6    | 45.4        | 28.1    |
|                                     | Median  | .1                    | -       | 30.3               | -       | 7.7         | -       |
| <b>Religious Organizations</b>      | Average | 31                    | 98.6    | 99.2               | 2       | 292.9       | 32.4    |
|                                     | Median  | 1.7                   | 3.3     | 8.9                | -       | 88.9        | -       |
| <b>Fundraising Consortia</b>        | Average | -                     | -       | -                  | -       | .1          | -       |
|                                     | Median  | -                     | -       | -                  | -       | -           | -       |
| <b>Other Organizations</b>          | Average | -                     | 29.4    | 7.1                | -       | 16.4        | 1.3     |
|                                     | Median  | -                     | -       | -                  | -       | -           | -       |

Hyphens indicate that an insufficient number of records was reported for this calculation.

**Table 5.4 Total Gifts for Current Operations by Purpose, 2019**

|                                  | All Member Schools |            | United States   |            | Canada          |            |
|----------------------------------|--------------------|------------|-----------------|------------|-----------------|------------|
|                                  | Amount<br>\$000    | % of Total | Amount<br>\$000 | % of Total | Amount<br>\$000 | % of Total |
| <b>Unrestricted</b>              |                    |            |                 |            |                 |            |
| Unrestricted                     | 291,434            | 56.3       | 277,876         | 55.9       | 13,557          | 65.4       |
| <b>Restricted</b>                |                    |            |                 |            |                 |            |
| Academic Divisions               | 33,323             | 6.4        | 32,780          | 6.6        | 543             | 2.6        |
| Faculty and Staff                | 7,519              | 1.5        | 6,078           | 1.2        | 1,441           | 7.0        |
| Research                         | 7,815              | 1.5        | 7,805           | 1.6        | 10              | 0.0        |
| Public Services                  | 6,391              | 1.2        | 6,335           | 1.3        | 56              | 0.3        |
| Library                          | 1,581              | 0.3        | 1,143           | 0.2        | 439             | 2.1        |
| Operations and Plant Maintenance | 4,415              | 0.9        | 3,652           | 0.7        | 763             | 3.7        |
| Student Financial Aid            | 75,563             | 14.6       | 73,441          | 14.8       | 2,122           | 10.2       |
| Other Restricted                 | 89,383             | 17.3       | 87,591          | 17.6       | 1,792           | 8.6        |
| Subtotal                         | 225,991            | 43.7       | 218,825         | 44.1       | 7,165           | 34.6       |
| <b>Total</b>                     | 517,424            | 100.0      | 496,701         | 100.0      | 20,723          | 100.0      |

All Member Schools and U.S. School amounts are in U.S. dollars. Canadian amounts reported in Canadian dollars.

**Table 5.5 Total Gifts for Capital Purposes by Category, 2019**

|                                                   | All Member Schools |            | United States |            | Canada       |            |
|---------------------------------------------------|--------------------|------------|---------------|------------|--------------|------------|
|                                                   | Amount \$000       | % of Total | Amount \$000  | % of Total | Amount \$000 | % of Total |
| <b>Property, Buildings and Equipment</b>          | 94,197             | 37.2       | 89,158        | 36.4       | 5,039        | 57.9       |
| <b>Endow. and Sim. Funds: Unrestricted Income</b> | 16,149             | 6.4        | 15,929        | 6.5        | 220          | 2.5        |
| <b>Endow. and Sim. Funds: Restricted Income</b>   | 143,104            | 56.4       | 139,690       | 57.1       | 3,414        | 39.2       |
| <b>Loan Funds</b>                                 | 61                 | 0.0        | 32            | 0.0        | 29           | 0.3        |
| <b>Total</b>                                      | 253,511            | 100.0      | 244,809       | 100.0      | 8,701        | 100.0      |

All Member Schools and U.S. School amounts are in U.S. dollars. Canadian amounts reported in Canadian dollars.

**Table 5.6-A Average and Median Gifts for Current Operations by Purpose by Church/Denominational Affiliation  
All Schools**

|                     |                                             | Catholic & Orthodox | Protestant | Non/Inter/<br>Multidenominational |         |
|---------------------|---------------------------------------------|---------------------|------------|-----------------------------------|---------|
| <b>Unrestricted</b> | Average                                     | 1,023.7             | 1,028.1    | 1,156.2                           |         |
|                     | Median                                      | 506.2               | 525        | 381.7                             |         |
| <b>Restricted</b>   | <b>Academic Divisions</b>                   | Average             | 163.6      | 107.9                             | 110.2   |
|                     |                                             | Median              | -          | -                                 | -       |
|                     | <b>Faculty and Staff</b>                    | Average             | 26.7       | 26.7                              | 29.1    |
|                     |                                             | Median              | -          | -                                 | -       |
|                     | <b>Research</b>                             | Average             | 1.7        | 37.1                              | 32.7    |
|                     |                                             | Median              | -          | -                                 | -       |
|                     | <b>Public Services</b>                      | Average             | 11.9       | 17.5                              | 48.2    |
|                     |                                             | Median              | -          | -                                 | -       |
|                     | <b>Library</b>                              | Average             | 10         | 2.9                               | 8.4     |
|                     |                                             | Median              | -          | -                                 | -       |
|                     | <b>Operations and Plant<br/>Maintenance</b> | Average             | 20.1       | 12.6                              | 20.4    |
|                     |                                             | Median              | -          | -                                 | -       |
|                     | <b>Student Financial Aid</b>                | Average             | 155.5      | 252.7                             | 442.2   |
|                     |                                             | Median              | 1          | 44                                | 29.8    |
|                     | <b>Other Restricted</b>                     | Average             | 135.2      | 369.9                             | 395.8   |
|                     |                                             | Median              | 9.3        | 14.3                              | 27.6    |
|                     | <b>Subtotal</b>                             | Average             | 524.7      | 827.3                             | 1,087.1 |
|                     |                                             | Median              | 88.3       | 234.4                             | 279.7   |
| <b>Total</b>        | Average                                     | 1,548.4             | 1,855.5    | 2,243.3                           |         |
|                     | Median                                      | 823.6               | 925.2      | 770.5                             |         |

Hyphens indicate that an insufficient number of records was reported for this calculation.



**Table 5.6-B Average and Median Gifts for Current Operations by Purpose by Church/Denominational Affiliation  
United States**

|                     |                                             | Catholic & Orthodox | Protestant | Non/Inter/<br>Multidenominational |         |
|---------------------|---------------------------------------------|---------------------|------------|-----------------------------------|---------|
| <b>Unrestricted</b> | Average                                     | 1,116.2             | 1,158.3    | 1,288                             |         |
|                     | Median                                      | 536.1               | 647.4      | 383.8                             |         |
| <b>Restricted</b>   | <b>Academic Divisions</b>                   | Average             | 184.7      | 125.4                             | 126.2   |
|                     |                                             | Median              | -          | -                                 | -       |
|                     | <b>Faculty and Staff</b>                    | Average             | 16.4       | 30.7                              | 22.8    |
|                     |                                             | Median              | -          | -                                 | -       |
|                     | <b>Research</b>                             | Average             | 2          | 43.4                              | 38.8    |
|                     |                                             | Median              | -          | -                                 | -       |
|                     | <b>Public Services</b>                      | Average             | 13.7       | 20.3                              | 56.6    |
|                     |                                             | Median              | -          | -                                 | -       |
|                     | <b>Library</b>                              | Average             | 11.5       | 3.2                               | 2.3     |
|                     |                                             | Median              | -          | -                                 | -       |
|                     | <b>Operations and Plant<br/>Maintenance</b> | Average             | 22.7       | 9                                 | 24.3    |
|                     |                                             | Median              | -          | -                                 | -       |
|                     | <b>Student Financial Aid</b>                | Average             | 178        | 285.2                             | 512.4   |
|                     |                                             | Median              | 1.2        | 74.9                              | 42.2    |
|                     | <b>Other Restricted</b>                     | Average             | 150.9      | 426                               | 457.4   |
|                     |                                             | Median              | 10.2       | 24.9                              | 27.6    |
|                     | <b>Subtotal</b>                             | Average             | 579.9      | 943.3                             | 1,240.8 |
|                     |                                             | Median              | 137.5      | 279.8                             | 376.7   |
| <b>Total</b>        | Average                                     | 1,696.1             | 2,101.6    | 2,528.8                           |         |
|                     | Median                                      | 884                 | 1,076.7    | 990.8                             |         |

Hyphens indicate that an insufficient number of records was reported for this calculation.

**Table 5.6-C Average and Median Gifts for Current Operations by Purpose by Church/Denominational Affiliation  
Canada**

|                     |                                             | Catholic & Orthodox | Protestant | Non/Inter/<br>Multidenominational |       |
|---------------------|---------------------------------------------|---------------------|------------|-----------------------------------|-------|
| <b>Unrestricted</b> | Average                                     | 540.4               | 332.5      | 620                               |       |
|                     | Median                                      | 448.8               | 156.2      | 457.8                             |       |
| <b>Restricted</b>   | <b>Academic Divisions</b>                   | Average             | 31.3       | 5                                 | 35.5  |
|                     |                                             | Median              | -          | -                                 | -     |
|                     | <b>Faculty and Staff</b>                    | Average             | 125        | 3.7                               | 81.4  |
|                     |                                             | Median              | -          | -                                 | -     |
|                     | <b>Research</b>                             | Average             | -          | -                                 | 1.3   |
|                     |                                             | Median              | -          | -                                 | -     |
|                     | <b>Public Services</b>                      | Average             | -          | .6                                | 6.1   |
|                     |                                             | Median              | -          | -                                 | -     |
|                     | <b>Library</b>                              | Average             | .2         | 2.1                               | 53    |
|                     |                                             | Median              | -          | -                                 | -     |
|                     | <b>Operations and Plant<br/>Maintenance</b> | Average             | 3.4        | 44.4                              | -     |
|                     |                                             | Median              | -          | -                                 | -     |
|                     | <b>Student Financial Aid</b>                | Average             | 8.6        | 77.5                              | 101.8 |
|                     |                                             | Median              | -          | 2.5                               | 6     |
|                     | <b>Other Restricted</b>                     | Average             | 40.7       | 47.1                              | 99.6  |
|                     |                                             | Median              | -          | .2                                | 24    |
|                     | <b>Subtotal</b>                             | Average             | 209.2      | 180.3                             | 378.7 |
|                     |                                             | Median              | -          | 40.8                              | 91.9  |
| <b>Total</b>        | Average                                     | 749.6               | 512.9      | 998.7                             |       |
|                     | Median                                      | 663.9               | 402.1      | 460.4                             |       |

Hyphens indicate that an insufficient number of records was reported for this calculation.

**Table 5.7-A Average and Median Gifts for Capital Purposes by Church/Denominational Affiliation - All Schools**

|                                                   |         | Catholic & Orthodox | Protestant | Non/Inter/<br>Multidenominational |
|---------------------------------------------------|---------|---------------------|------------|-----------------------------------|
| <b>Property, Buildings and Equipment</b>          | Average | 314.6               | 287.5      | 500.4                             |
|                                                   | Median  | -                   | -          | -                                 |
| <b>Endow. and Sim. Funds: Unrestricted Income</b> | Average | 69.3                | 75.7       | 5.5                               |
|                                                   | Median  | -                   | -          | -                                 |
| <b>Loan Funds</b>                                 | Average | -                   | .1         | .8                                |
|                                                   | Median  | -                   | -          | -                                 |
| <b>Total</b>                                      | Average | 804.3               | 899.6      | 1,077.6                           |
|                                                   | Median  | 74.5                | 192.9      | 36.8                              |

**Table 5.7-B Average and Median Gifts for Capital Purposes by Church/Denominational Affiliation - United States**

|                                                   |         | Catholic & Orthodox | Protestant | Non/Inter/<br>Multidenominational |
|---------------------------------------------------|---------|---------------------|------------|-----------------------------------|
| <b>Property, Buildings and Equipment</b>          | Average | 341.2               | 314.1      | 575.4                             |
|                                                   | Median  | -                   | -          | -                                 |
| <b>Endow. and Sim. Funds: Unrestricted Income</b> | Average | 78.1                | 87.6       | 6                                 |
|                                                   | Median  | -                   | -          | -                                 |
| <b>Loan Funds</b>                                 | Average | -                   | .1         | .3                                |
|                                                   | Median  | -                   | -          | -                                 |
| <b>Total</b>                                      | Average | 902.1               | 1,014.6    | 1,232.2                           |
|                                                   | Median  | 100                 | 234.5      | 47.5                              |

**Table 5.7-C Average and Median Gifts for Capital Purposes by Church/Denominational Affiliation - Canada**

|                                                   |         | Catholic & Orthodox | Protestant | Non/Inter/<br>Multidenominational |
|---------------------------------------------------|---------|---------------------|------------|-----------------------------------|
| <b>Property, Buildings and Equipment</b>          | Average | 181.2               | 169.5      | 145.1                             |
|                                                   | Median  | -                   | -          | -                                 |
| <b>Endow. and Sim. Funds: Unrestricted Income</b> | Average | 14.4                | 6.3        | 3.6                               |
|                                                   | Median  | -                   | -          | -                                 |
| <b>Loan Funds</b>                                 | Average | -                   | -          | 3.8                               |
|                                                   | Median  | -                   | -          | -                                 |
| <b>Total</b>                                      | Average | 205                 | 282.5      | 359.5                             |
|                                                   | Median  | -                   | 34.5       | 38.3                              |

Hyphens indicate that an insufficient number of records was reported for this calculation.

**Table 5.8-A Average and Median Gifts for Current Operations by Purpose by Institutional Affiliation  
All Schools**

|                     |                                         | University-Affiliated | College-Affiliated | Independent |       |
|---------------------|-----------------------------------------|-----------------------|--------------------|-------------|-------|
| <b>Unrestricted</b> | Average                                 | 402.7                 | 744.3              | 1,429.2     |       |
|                     | Median                                  | 71.3                  | 404.7              | 753.9       |       |
| <b>Restricted</b>   |                                         |                       |                    |             |       |
|                     | <b>Academic Divisions</b>               | Average               | 195.3              | 35.7        | 108.7 |
|                     |                                         | Median                | -                  | -           |       |
|                     | <b>Faculty and Staff</b>                | Average               | 37.7               | 11.2        | 26.6  |
|                     |                                         | Median                | -                  | -           |       |
|                     | <b>Research</b>                         | Average               | 97.8               | -           | 4.2   |
|                     |                                         | Median                | -                  | -           |       |
|                     | <b>Public Services</b>                  | Average               | 24.9               | 1.3         | 27.9  |
|                     |                                         | Median                | -                  | -           |       |
|                     | <b>Library</b>                          | Average               | 4.4                | .9          | 7.5   |
|                     |                                         | Median                | -                  | -           |       |
|                     | <b>Operations and Plant Maintenance</b> | Average               | 11.1               | 4.5         | 21.1  |
|                     |                                         | Median                | -                  | -           |       |
|                     | <b>Student Financial Aid</b>            | Average               | 216.2              | 184.7       | 322.3 |
|                     |                                         | Median                | 17.9               | 29.5        | 31.5  |
|                     | <b>Other Restricted</b>                 | Average               | 488.3              | 154.1       | 292.7 |
|                     |                                         | Median                | 1.4                | 23.4        | 14.6  |
|                     | <b>Subtotal</b>                         | Average               | 1,075.7            | 392.4       | 810.9 |
|                     |                                         | Median                | 282.8              | 106.1       | 177.7 |
| <b>Total</b>        | Average                                 | 1,478.4               | 1,136.7            | 2,240.1     |       |
|                     | Median                                  | 496.1                 | 601.2              | 1,046.4     |       |

Hyphens indicate that an insufficient number of records was reported for this calculation.

**Table 5.8-B Average and Median Gifts for Current Operations by Purpose by Institutional Affiliation  
United States**

|                     |                                         |         | <b>University-Affiliated</b> | <b>College-Affiliated</b> | <b>Independent</b> |
|---------------------|-----------------------------------------|---------|------------------------------|---------------------------|--------------------|
| <b>Unrestricted</b> | Average                                 |         | 434.9                        | 849.7                     | 1,608.6            |
|                     | Median                                  |         | 90.5                         | 420.5                     | 880.2              |
| <b>Restricted</b>   | <b>Academic Divisions</b>               | Average | 215.4                        | 44.8                      | 124.1              |
|                     |                                         | Median  | -                            | -                         | -                  |
|                     | <b>Faculty and Staff</b>                | Average | 41.6                         | 12.4                      | 21.3               |
|                     |                                         | Median  | -                            | -                         | -                  |
|                     | <b>Research</b>                         | Average | 108.2                        | -                         | 4.8                |
|                     |                                         | Median  | -                            | -                         | -                  |
|                     | <b>Public Services</b>                  | Average | 27.4                         | 1.5                       | 32.5               |
|                     |                                         | Median  | -                            | -                         | -                  |
|                     | <b>Library</b>                          | Average | 4.8                          | .7                        | 5.8                |
|                     |                                         | Median  | -                            | -                         | -                  |
|                     | <b>Operations and Plant Maintenance</b> | Average | 12.2                         | .7                        | 20.5               |
|                     |                                         | Median  | -                            | -                         | -                  |
|                     | <b>Student Financial Aid</b>            | Average | 238.5                        | 208.3                     | 369.8              |
|                     |                                         | Median  | 30.7                         | 34.7                      | 43                 |
|                     | <b>Other Restricted</b>                 | Average | 535                          | 175.8                     | 338.1              |
|                     |                                         | Median  | 1.4                          | 21.1                      | 24.9               |
|                     | <b>Subtotal</b>                         | Average | 1,183.1                      | 444.3                     | 916.8              |
|                     |                                         | Median  | 291.4                        | 106.1                     | 236.9              |
| <b>Total</b>        | Average                                 |         | 1,618                        | 1,294                     | 2,525.4            |
|                     | Median                                  |         | 507.9                        | 618.1                     | 1,190              |

Hyphens indicate that an insufficient number of records was reported for this calculation.

**Table 5.8-C Average and Median Gifts for Current Operations by Purpose by Institutional Affiliation  
Canada**

|                     |                                         | University-Affiliated | College-Affiliated | Independent |       |
|---------------------|-----------------------------------------|-----------------------|--------------------|-------------|-------|
| <b>Unrestricted</b> | Average                                 | 130.2                 | 486                | 523         |       |
|                     | Median                                  | 70.9                  | 457.8              | 448.8       |       |
| <b>Restricted</b>   |                                         |                       |                    |             |       |
|                     | <b>Academic Divisions</b>               | Average               | 6.9                | 4.4         | 26.1  |
|                     |                                         | Median                | -                  | -           |       |
|                     | <b>Faculty and Staff</b>                | Average               | 2.3                | 9.2         | 74.9  |
|                     |                                         | Median                | -                  | -           |       |
|                     | <b>Research</b>                         | Average               | -                  | -           | .5    |
|                     |                                         | Median                | -                  | -           |       |
|                     | <b>Public Services</b>                  | Average               | 1.8                | .4          | 2.4   |
|                     |                                         | Median                | -                  | -           |       |
|                     | <b>Library</b>                          | Average               | 1                  | 2.1         | 23    |
|                     |                                         | Median                | -                  | -           |       |
|                     | <b>Operations and Plant Maintenance</b> | Average               | .2                 | 24          | 32.8  |
|                     |                                         | Median                | -                  | -           |       |
|                     | <b>Student Financial Aid</b>            | Average               | 8.3                | 132.5       | 64.2  |
|                     |                                         | Median                | .7                 | 5.1         | 1.5   |
|                     | <b>Other Restricted</b>                 | Average               | 62.8               | 101.3       | 41.9  |
|                     |                                         | Median                | -                  | 30.8        | 3     |
|                     | <b>Subtotal</b>                         | Average               | 83.3               | 273.9       | 265.9 |
|                     |                                         | Median                | 17.7               | 117         | 40.8  |
| <b>Total</b>        | Average                                 | 213.5                 | 759.9              | 788.9       |       |
|                     | Median                                  | 72.1                  | 460.4              | 516.5       |       |

Hyphens indicate that an insufficient number of records was reported for this calculation.

**Table 5.9-A Average and Median Gifts for Capital Purposes by Purpose by Institutional Affiliation  
All Schools**

|                                                   |         | University-Affiliated | College-Affiliated | Independent |
|---------------------------------------------------|---------|-----------------------|--------------------|-------------|
| <b>Property, Buildings and Equipment</b>          | Average | 459.3                 | 345.9              | 286.9       |
|                                                   | Median  | -                     | -                  | -           |
| <b>Endow. and Sim. Funds: Unrestricted Income</b> | Average | 11.8                  | 42.7               | 83.5        |
|                                                   | Median  | -                     | -                  | -           |
| <b>Loan Funds</b>                                 | Average | .2                    | -                  | .3          |
|                                                   | Median  | -                     | -                  | -           |
| <b>Total</b>                                      | Average | 1,272.1               | 624.6              | 833.5       |
|                                                   | Median  | 108                   | 48.8               | 160.3       |

**Table 5.9-B Average and Median Gifts for Capital Purposes by Purpose by Institutional Affiliation  
United States**

|                                                   |         | University-Affiliated | College-Affiliated | Independent |
|---------------------------------------------------|---------|-----------------------|--------------------|-------------|
| <b>Property, Buildings and Equipment</b>          | Average | 492.9                 | 416                | 313.9       |
|                                                   | Median  | -                     | -                  | -           |
| <b>Endow. and Sim. Funds: Unrestricted Income</b> | Average | 13.1                  | 54.4               | 96.6        |
|                                                   | Median  | -                     | -                  | -           |
| <b>Loan Funds</b>                                 | Average | .2                    | -                  | .1          |
|                                                   | Median  | -                     | -                  | -           |
| <b>Total</b>                                      | Average | 1,378.8               | 746.9              | 941.3       |
|                                                   | Median  | 100                   | 102.4              | 229.6       |

**Table 5.9-C Average and Median Gifts for Capital Purposes by Purpose by Institutional Affiliation  
Canada**

|                                                   |         | University-Affiliated | College-Affiliated | Independent |
|---------------------------------------------------|---------|-----------------------|--------------------|-------------|
| <b>Property, Buildings and Equipment</b>          | Average | 187.3                 | 127.7              | 173.7       |
|                                                   | Median  | -                     | -                  | -           |
| <b>Endow. and Sim. Funds: Unrestricted Income</b> | Average | .1                    | 1.5                | 11.5        |
|                                                   | Median  | -                     | -                  | -           |
| <b>Loan Funds</b>                                 | Average | -                     | -                  | 1.6         |
|                                                   | Median  | -                     | -                  | -           |
| <b>Total</b>                                      | Average | 350.2                 | 249.6              | 281.3       |
|                                                   | Median  | 297.9                 | .3                 | 38.3        |

Hyphens indicate that an insufficient number of records was reported for this calculation.

## Appendix A ATS Approved Degree Programs

### ATS Approved Degree Programs

The ATS Commission on Accrediting approves more than 250 distinct degree programs. Those listed in the five categories below are the most common ones. Highly specialized degrees may not be included in this list. To view all degree programs offered by member schools, please consult the following page on the ATS website:  
<https://www.ats.edu/MemberSchools/Pages/Degrees.aspx>.

#### Basic Programs Oriented Toward Ministerial Leadership

##### Master of Divinity

- Master of Divinity (MDiv)
- Bachelor of Theology (BTh)
- Master of Ministry (MMin)

##### Master's in religious education

- MA in Religious Education
- Master of Religious Education (MRE)
- MA in Educational Ministry
- MA in Christian Education

##### Master's in church music

- Master of Church Music (MCM)
- Master of Sacred Music (MSM)
- MA in Church Music
- Master of Music in Church Music
- Master of Music

##### Master's in pastoral studies

- Master of Arts in [specialized ministry]

#### Basic Programs Oriented Toward General Theological Studies

##### Master's in general theological studies

- Master of Arts (MA)

#### Advanced Programs Oriented Toward Ministerial Leadership

##### Doctor of Ministry

- Doctor of Ministry (DMin)

##### Doctor of [area of specialization]

- Doctor of Missiology (DMiss)
- Doctor of Educational Ministry (DEdMin)

##### Doctor of Education

- Doctor of Education (EdD)

##### Doctorate in church music

- Doctor of Musical Arts (DMA)

#### Advanced Programs Primarily Oriented Toward Theological Research and Teaching

##### Master of (Sacred) Theology

- Master of Theology (ThM/MTh)
- Master of Sacred Theology (STM)
- Doctor of Theology (ThD)

##### Doctor of Theology or Philosophy

- Doctor of Philosophy (PhD)



## Appendix B Church/Denominational Codes

The Association employs an alpha code to designate each denomination, church, or religious tradition that is represented by the institutions, faculty, and students of its member schools.

| Code       | Church/Denomination                                        |
|------------|------------------------------------------------------------|
| ADCHCH     | Advent Christian Church                                    |
| AME        | African Methodist Episcopal                                |
| AMEZ       | African Methodist Episcopal Zion                           |
| ABCUSA     | American Baptist Churches USA                              |
| ANGL       | Anglican Church of Canada                                  |
| ANGOTH     | Anglican, Other                                            |
| AntOrthNA  | Antiochian Orthodox Christian Archdiocese of North America |
| AOG        | Assemblies of God                                          |
| ARP        | Associate Reformed Presbyterian Church                     |
| ASGSPC     | Associated Gospel Churches of Canada                       |
| BAPT       | Baptist                                                    |
| BAPTOQ     | Baptist Convention of Ontario and Quebec                   |
| BGAV       | Baptist General Association of Virginia                    |
| BAPBGCT    | Baptist General Convention of Texas                        |
| BAPTMA     | Baptist Missionary Association of America                  |
| BAPTNC     | Baptist State Convention of North Carolina                 |
| BRCHAO     | Brethren Church (Ashland, Ohio)                            |
| BRCHCH     | Brethren in Christ Church                                  |
| BUDDHIST   | Buddhist                                                   |
| BYZANTIN   | Byzantine Catholic                                         |
| BAPTWC     | Canadian Baptist of Western Canada                         |
| CANBAPTATL | Canadian Baptists of Atlantic Canada                       |
| CNBC       | Canadian National Baptist Convention                       |
| CANREF     | Canadian Reformed Churches                                 |
| CMA        | Christian and Missionary Alliance                          |
| CHPBRE     | Christian Brethren (Plymouth Brethren)                     |
| DISCPL     | Christian Church (Disciples of Christ)                     |
| CCHCHC     | Christian Churches and Churches of Christ                  |
| CHMEEP     | Christian Methodist Episcopal                              |
| CRC        | Christian Reformed Church                                  |
| COGAND     | Church of God (Anderson, Indiana)                          |
| COGCLEV    | Church of God (Cleveland, Tennessee)                       |
| CGODIC     | Church of God in Christ                                    |
| CHBRETH    | Church of the Brethren                                     |
| CHNAZ      | Church of the Nazarene                                     |
| CHUCHR     | Churches of Christ                                         |
| COGGC      | Churches of God, General Conference                        |
| CFMENI     | Conference of Mennonites                                   |
| CBAPTAA    | Conservative Baptist Association of America                |
| BAPTCW     | Converge Worldwide                                         |

## Appendix B Church/Denominational Codes

| Code    | Church/Denomination                                       |
|---------|-----------------------------------------------------------|
| CBF     | Cooperative Baptist Fellowship                            |
| PCCUM   | Cumberland Presbyterian Church                            |
| EPISC   | Episcopal Church                                          |
| EVCHCA  | Evangelical Church in Canada                              |
| EVCONG  | Evangelical Congregational Church                         |
| EVCOV   | Evangelical Covenant Church                               |
| EVFORM  | Evangelical Formosan Church                               |
| EFCA    | Evangelical Free Church of America                        |
| EVFRCC  | Evangelical Free Church of Canada                         |
| ELCA    | Evangelical Lutheran Church in America                    |
| ELCC    | Evangelical Lutheran Church in Canada                     |
| EVPRCH  | Evangelical Presbyterian Church                           |
| FEVBAPT | Fellowship of Evangelical Baptist Churches in Canada      |
| FEGRACE | Fellowship of Grace Brethren Churches                     |
| FSQGCH  | Foursquare Gospel Church                                  |
| FRMECH  | Free Methodist Church                                     |
| FRNDQKR | Friends, Quaker                                           |
| GENBAPT | General Association of General Baptists                   |
| BAPTREG | General Association of Regular Baptist Churches           |
| GBAPTNC | General Baptist State Convention of North Carolina        |
| GCNJER  | General Church of New Jerusalem                           |
| GRORTH  | Greek Orthodox Archdiocese of America                     |
| HERREF  | Heritage Reformed Congregations (USA and Canada)          |
| INDBAP  | Independent Baptist                                       |
| INMECH  | Independent Methodist                                     |
| INTER   | Inter/Multidenominational                                 |
| JEWISH  | Jewish                                                    |
| KAPC    | Korean American Presbyterian Church                       |
| KEHC    | Korean Evangelical Holiness Church                        |
| KMCA    | Korean Methodist Church in America                        |
| KPCA    | Korean Presbyterian Church Abroad                         |
| LUTHCA  | Lutheran Church-Canada                                    |
| LUTHMS  | Lutheran Church-Missouri Synod                            |
| LUTHOTH | Lutheran, Other                                           |
| MBNA    | Mennonite Brethren Church in North America                |
| MNCHCA  | Mennonite Church Canada                                   |
| MBUS    | Mennonite Church USA                                      |
| MENOTH  | Mennonite, Other                                          |
| MISSCC  | Missionary Church in Canada                               |
| MORAVV  | Moravian Church in North America                          |
| MUSLIM  | Muslim                                                    |
| CCONCC  | National Association of Congregational Christian Churches |

## Appendix B Church/Denominational Codes

| Code    | Church/Denomination                            |
|---------|------------------------------------------------|
| NTLBCV  | National Baptist Convention                    |
| NONDEN  | Nondenominational                              |
| NABAPC  | North American Baptist Conference              |
| NA      | Not Available                                  |
| OCA     | Orthodox Church in America                     |
| OXPRES  | Orthodox Presbyterian                          |
| OXOTHR  | Orthodox, Other                                |
| OTHER   | Other                                          |
| PENTAC  | Pentecostal Assemblies of Canada               |
| PCUSA   | Presbyterian Church (U.S.A.)                   |
| PCA     | Presbyterian Church in America                 |
| PCC     | Presbyterian Church in Canada                  |
| PCINT   | Presbyterian Church International              |
| PNTLBCV | Progressive National Baptist Convention        |
| RFCHAM  | Reformed Church in America                     |
| RFCHCA  | Reformed Church in Canada                      |
| RFEPISC | Reformed Episcopal Church                      |
| RFPRES  | Reformed Presbyterian                          |
| FRNDS   | Religious Society of Friends                   |
| RC      | Roman Catholic                                 |
| SALVAR  | Salvation Army                                 |
| SDBGCF  | Seventh Day Baptist General Conference         |
| SDADV   | Seventh-day Adventist                          |
| SBC     | Southern Baptist Convention                    |
| GCSWED  | Swedenborgian Church, General Convention       |
| UNEBFC  | Union d'Eglises Baptistes Francaises au Canada |
| UUA     | Unitarian Universalist                         |
| UCCAN   | United Church of Canada                        |
| UCC     | United Church of Christ                        |
| UMC     | United Methodist Church                        |
| UPENTCI | United Pentecostal Church International        |
| WESLCH  | Wesleyan Church                                |
| WIEVLS  | Wisconsin Evangelical Lutheran Synod           |

## Appendix C Comparing Data Over Time

When comparing data over time, please note the following: The number of member institutions changes in every even-numbered year as additional schools become new members of the Association. The degree programs were recategorized with the adoption of redeveloped accrediting standards in 1996. Also, changes in Financial Accounting Standards Board (FASB) reporting requirements in 1996 resulted in financial data for United States institutions that often differ substantially from previously reported figures. All these changes make over-time comparisons with earlier editions potentially less meaningful. A number of tables report data over a three- to five-year period, and these tables have accounted for these variables. Comparisons over time within these tables are altogether appropriate.

## Appendix D Full-Time Equivalency Computation

Information on enrollment is reported according to Head Count (the total number of students enrolled) and Full-Time Equivalency (FTE). The latter is calculated by ATS in the following ways:

For all master's level programs FTE is computed in the following manner: Divide the total number of credits required for the degree by the number of semesters or quarters prescribed for degree duration to determine the average academic load. The total of credit hours taken by all students in a given degree program in a semester or quarter is divided by the average academic load. For example: An MDiv degree requires 90 semester hours, and the school considers the degree to be typically six semesters. The average academic load would be 90 divided by 6, or 15 hours per semester. If all MDiv students complete a total of 600 hours for the semester, and the average academic load is 15, then the FTE would be 600 divided by 15, or 40 students.

For all doctoral programs FTE is computed in the following manner: The FTE equals the Head Count (HC), with the exception of the DMin program. The FTE for DMin programs is calculated at one-third of Head Count.

## Appendix E Racial/Ethnic Categories

The racial/ethnic categories are defined as follows:

|                                                 |                                                                                                                                                                                                                                                 |
|-------------------------------------------------|-------------------------------------------------------------------------------------------------------------------------------------------------------------------------------------------------------------------------------------------------|
| <b>Visa or Nonresident Alien</b>                | A person who is not a citizen or national of the United States or Canada and who is in the country on a visa or temporary basis and does not have the right to remain indefinitely.                                                             |
| <b>Black Non-Hispanic</b>                       | A person having origins in any of the black racial groups of Africa (except those of Hispanic origin).                                                                                                                                          |
| <b>American Indian, Alaskan Native or Inuit</b> | A person having origins in any of the original peoples of North America who maintains cultural identification through tribal affiliation or community recognition.                                                                              |
| <b>Asian or Pacific Islander</b>                | A person having origins in any of the original peoples of the Far East, Southeast Asia, the Indian Subcontinent, or Pacific Islands. This includes people from China, Japan, Korea, the Philippine Islands, American Samoa, India, and Vietnam. |
| <b>Hispanic</b>                                 | A person of Mexican, Puerto Rican, Cuban, Central or South American, or other Spanish culture or origin, regardless of race.                                                                                                                    |
| <b>White Non-Hispanic</b>                       | A person having origins in any of the original peoples of Europe, North Africa, or the Middle East (except those of Hispanic origin).                                                                                                           |
| <b>Multiracial</b>                              | A person whose origins are of two or more races.                                                                                                                                                                                                |
| <b>Not Available</b>                            | A person whose race or ethnic identity is either unknown or information about that person is unavailable.                                                                                                                                       |